



US00D382737S

United States Patent [19]

[11] Patent Number: Des. 382,737

Pimental et al.

[45] Date of Patent: **Aug. 26, 1997

[54] CHAIR ARM

D. 343,740	2/1994	Ginat	D6/366
D. 346,911	5/1994	Lucci et al.	D6/374
D. 358,063	5/1995	Larkin	D6/366

[75] Inventors: **F. Dennie Pimental; Pamela S. Light,** both of Santa Ana; **John W. Duffy,** Los Angeles, all of Calif.

OTHER PUBLICATIONS

Interiors, Feb. 1981, p. 99, chair at left in bottom center frame (As Marked).
Interiors, Apr. 1982, p. 6, Chair by Knoll.
Fixtures Furniture, p. 53, Chair Shown.

[73] Assignee: **Steelcase Inc.,** Grand Rapids, Mich.

[**] Term: **14 Years**

Primary Examiner—Gary D. Watson
Attorney, Agent, or Firm—Price, Heneveld, Cooper, DeWitt & Litton

[21] Appl. No.: **55,517**

[22] Filed: **Jun. 6, 1996**

[51] LOC (6) Cl. **06-06**

[52] U.S. Cl. **D6/501**

[58] Field of Search D6/334, 364, 365, D6/366, 374, 376, 379, 380, 500, 501, 502; 297/411.2, 411.44, 452.36

[57] CLAIM

The ornamental design for a chair arm, as shown and described.

DESCRIPTION

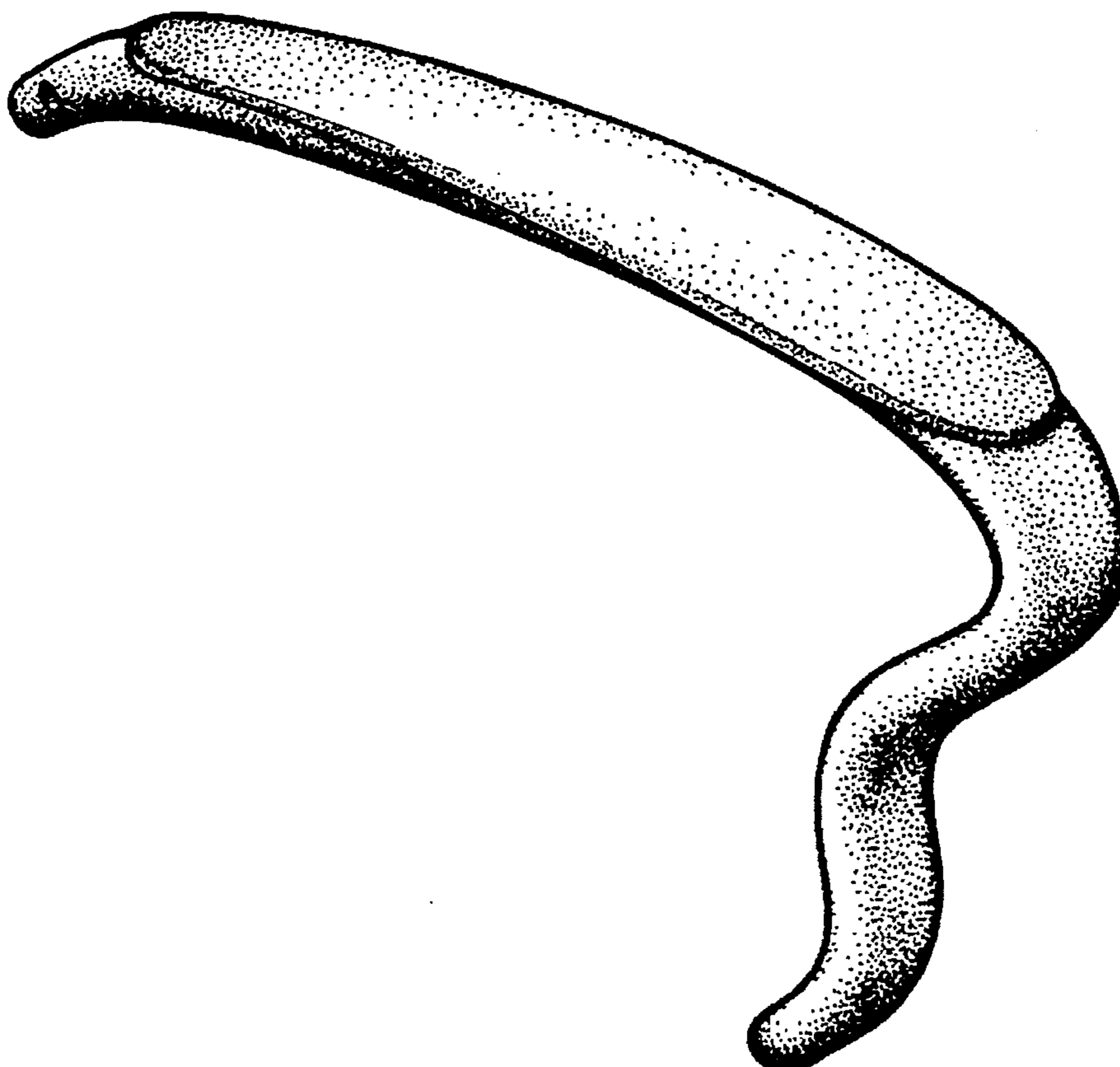
FIG. 1 is a perspective view of a chair arm embodying the present invention;
FIG. 2 is a right side view thereof;
FIG. 3 is a front view thereof;
FIG. 4 is a rear view thereof;
FIG. 5 is a left side view thereof; and,
FIG. 6 is a top plan view thereof.

[56] References Cited

U.S. PATENT DOCUMENTS

D. 80,597	3/1930	Bernhard	D6/379
D. 228,717	10/1973	Kramer	D6/501
D. 291,509	8/1987	Sapper	D6/366
D. 318,763	8/1991	George et al.	D6/366
D. 339,924	10/1993	Fahnstrom et al.	D6/366
D. 339,927	10/1993	Fahnstrom et al.	D6/366

1 Claim, 3 Drawing Sheets



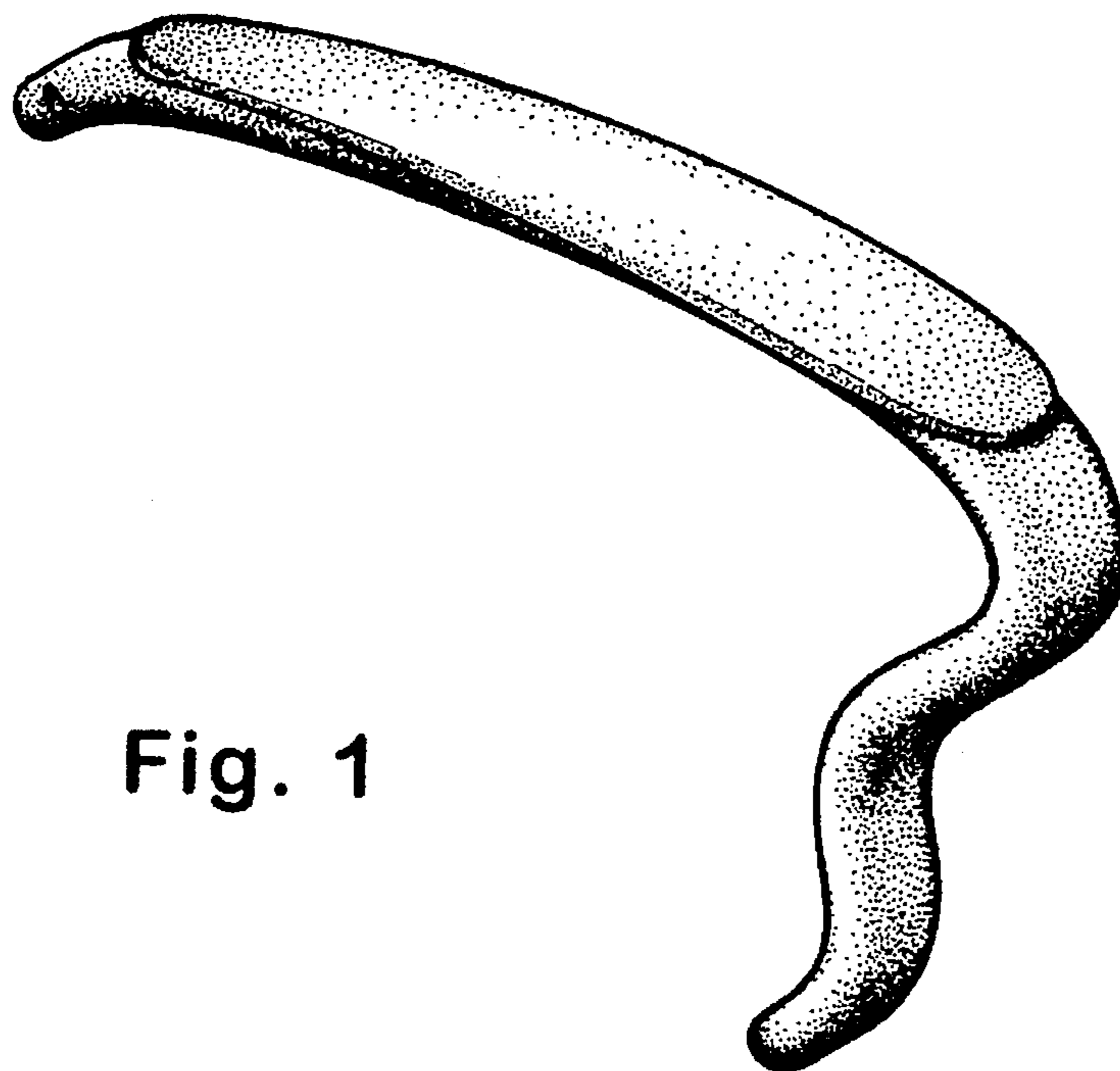


Fig. 1

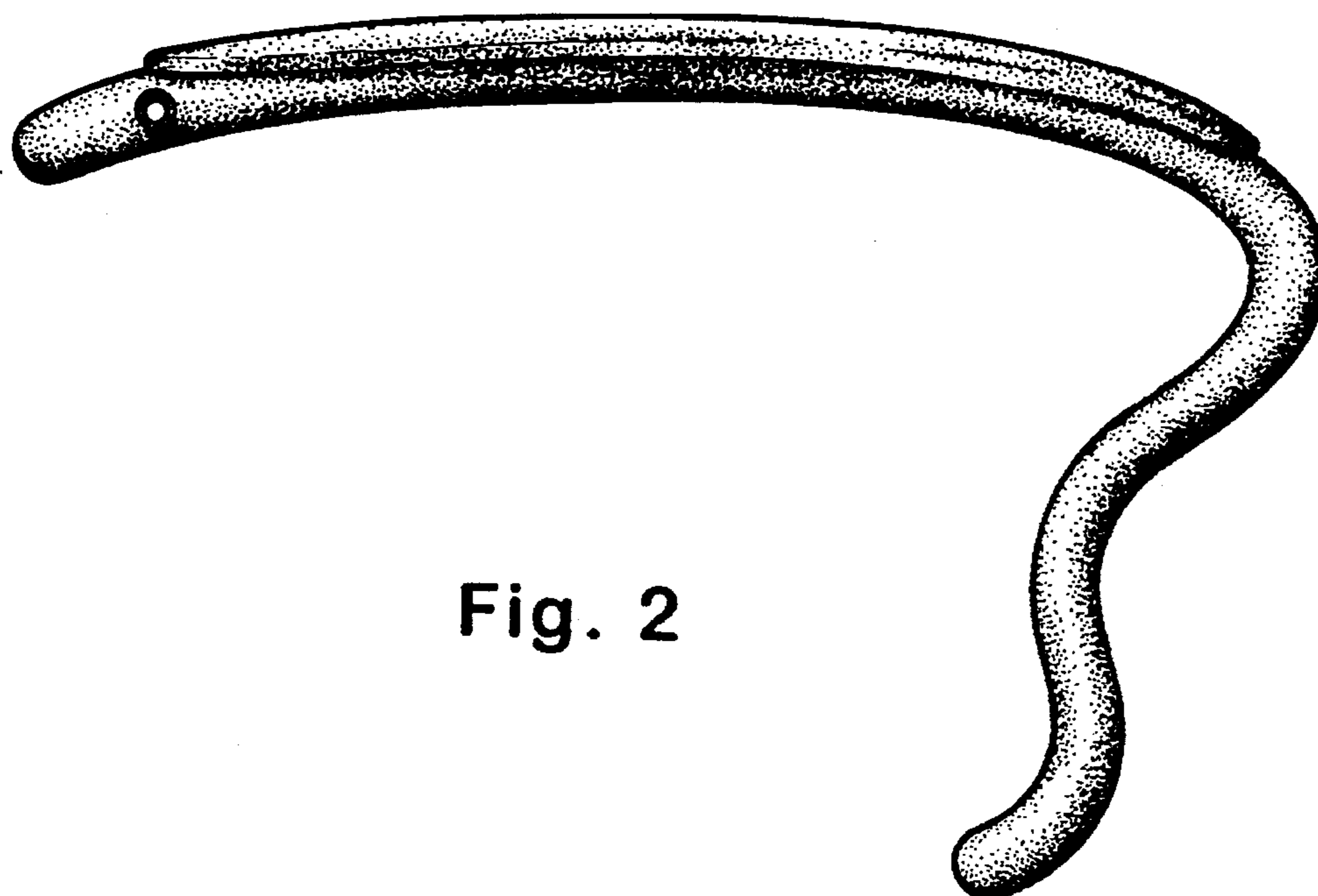


Fig. 2




Fig. 3




Fig. 4

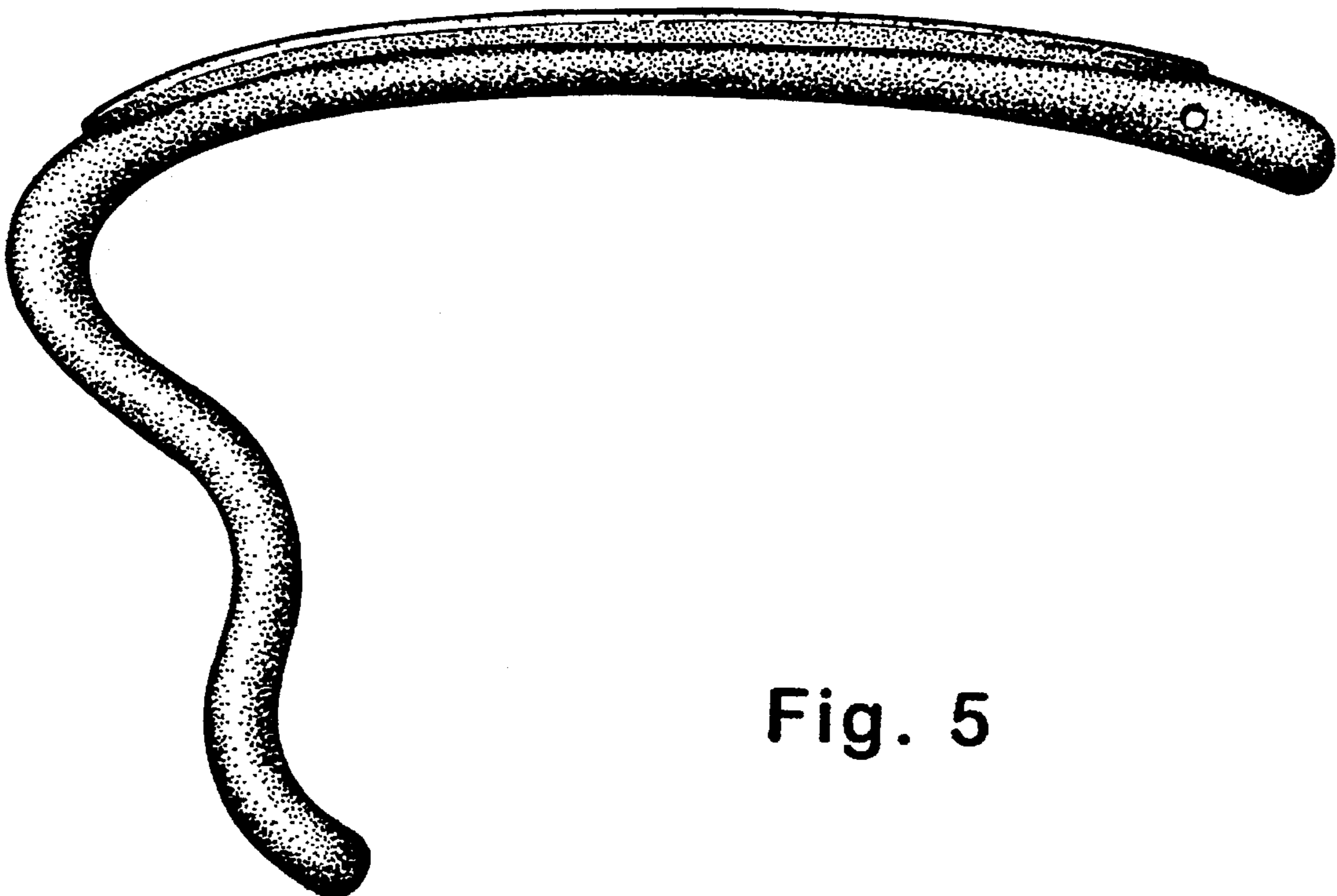


Fig. 5



Fig. 6