



US00D382731S

United States Patent [19]
Martin

[11] **Patent Number: Des. 382,731**

[45] **Date of Patent: **Aug. 26, 1997**

[54] **ORGANIZER FOR ASSORTED SMALL ARTICLES**

[76] **Inventor: Helen Lenhart Martin, P.O. Box 2145, Havre, Mont. 59501**

[**] **Term: 14 Years**

[21] **Appl. No.: 56,441**

[22] **Filed: Jun. 28, 1996**

Related U.S. Application Data

[62] **Division of Ser. No. 38,100, Apr. 28, 1995, Pat. No. Des. 373,020.**

[51] **LOC (6) Cl. 06-08**

[52] **U.S. Cl. D6/469; D3/903**

[58] **Field of Search D6/467, 466, 468, D6/469, 553; D19/75, 65, 76, 90, 99, 100; D3/273, 276, 291, 297, 905, 903; 206/566; 211/13**

[56] **References Cited**

U.S. PATENT DOCUMENTS

D. 148,076 12/1947 Keesing, Jr. D19/76

D. 318,367	7/1991	Chen	D3/905 X
D. 318,965	8/1991	Bradwell et al.	D6/469
D. 373,020	8/1996	Martin	D3/273
4,420,084	12/1983	Whelan	206/566
4,739,886	4/1988	Seaberg	211/13
4,767,011	8/1988	Butler	211/13

Primary Examiner—Martie Thompson
Attorney, Agent, or Firm—Daniel C. McKown

[57] **CLAIM**

The ornamental design for an organizer for assorted small articles, as shown and described.

DESCRIPTION

FIG. 1 is a top plan view of an organizer for assorted small articles showing my new design, the bottom view being a mirror image thereof;

FIG. 2 is a right side elevational view thereof;

FIG. 3 is a left side elevational view thereof;

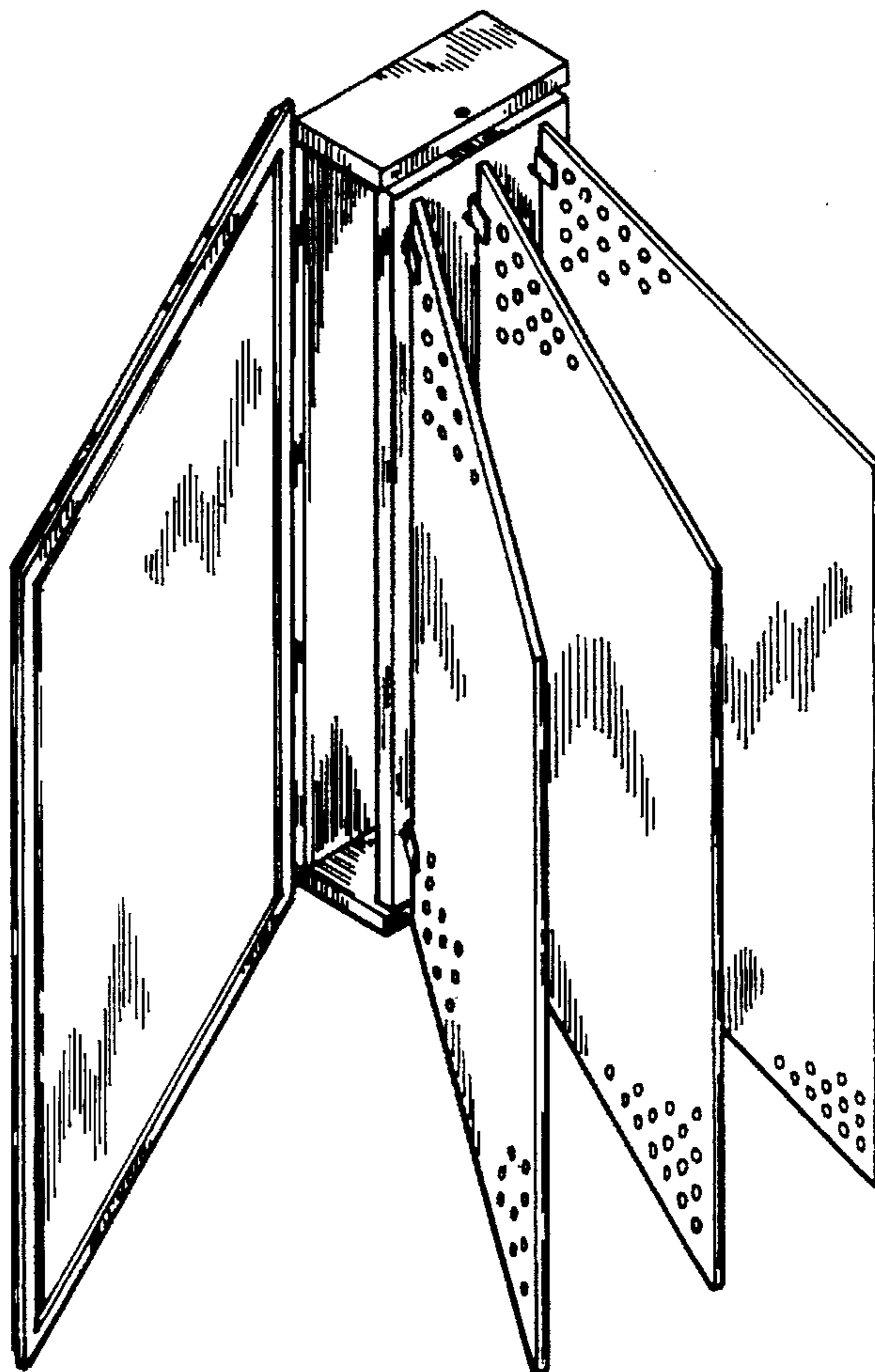

FIG. 4 is a front elevational view thereof;

FIG. 5 is a rear elevational view thereof; and,

FIG. 6 is a top front left perspective view thereof.

The perforated pattern on the divider panels in FIGS. 5 and 6 is continuous throughout the area indicated.

1 Claim, 2 Drawing Sheets



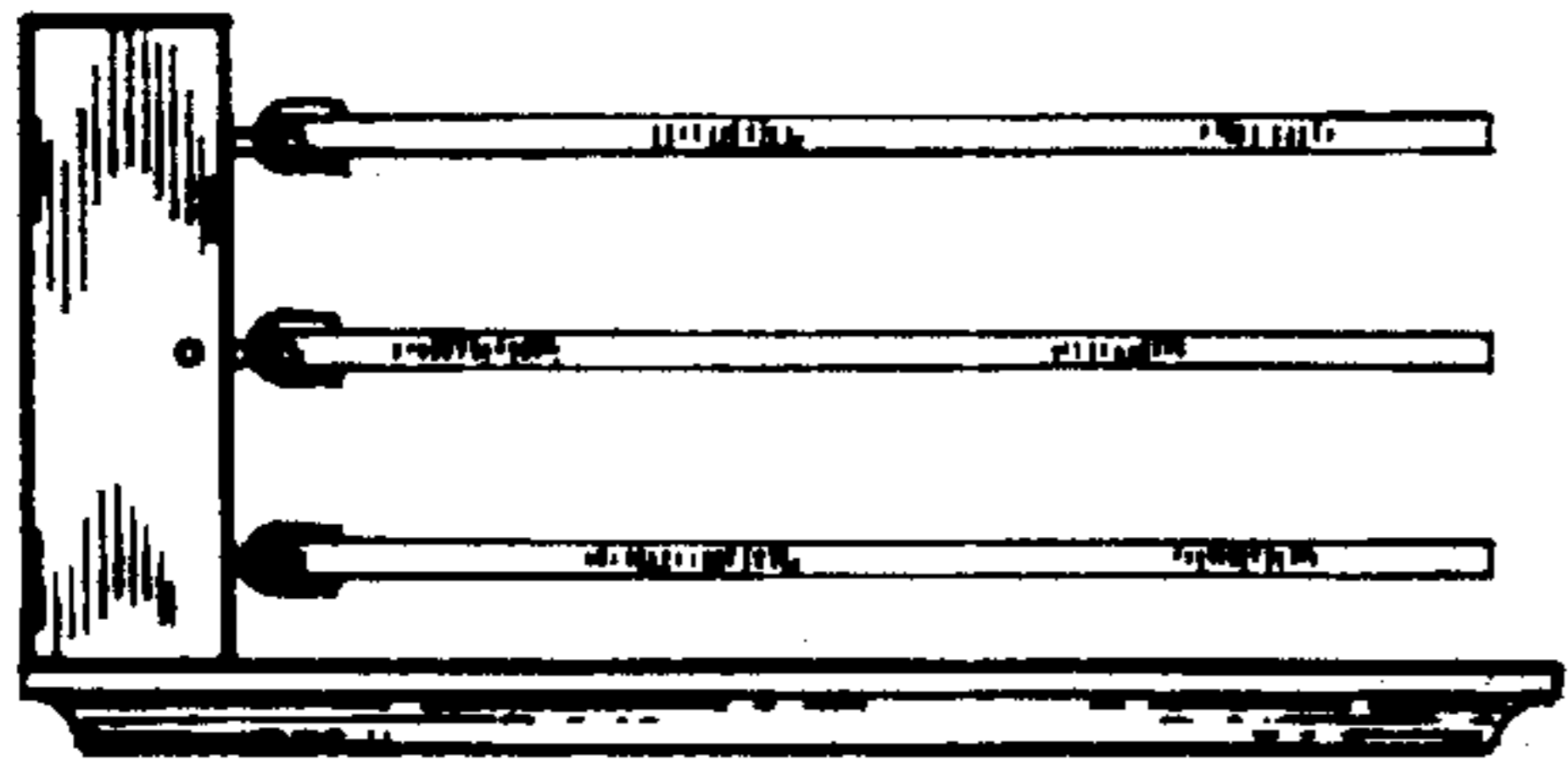


Fig. 1




Fig. 2

Fig. 3





Fig. 4

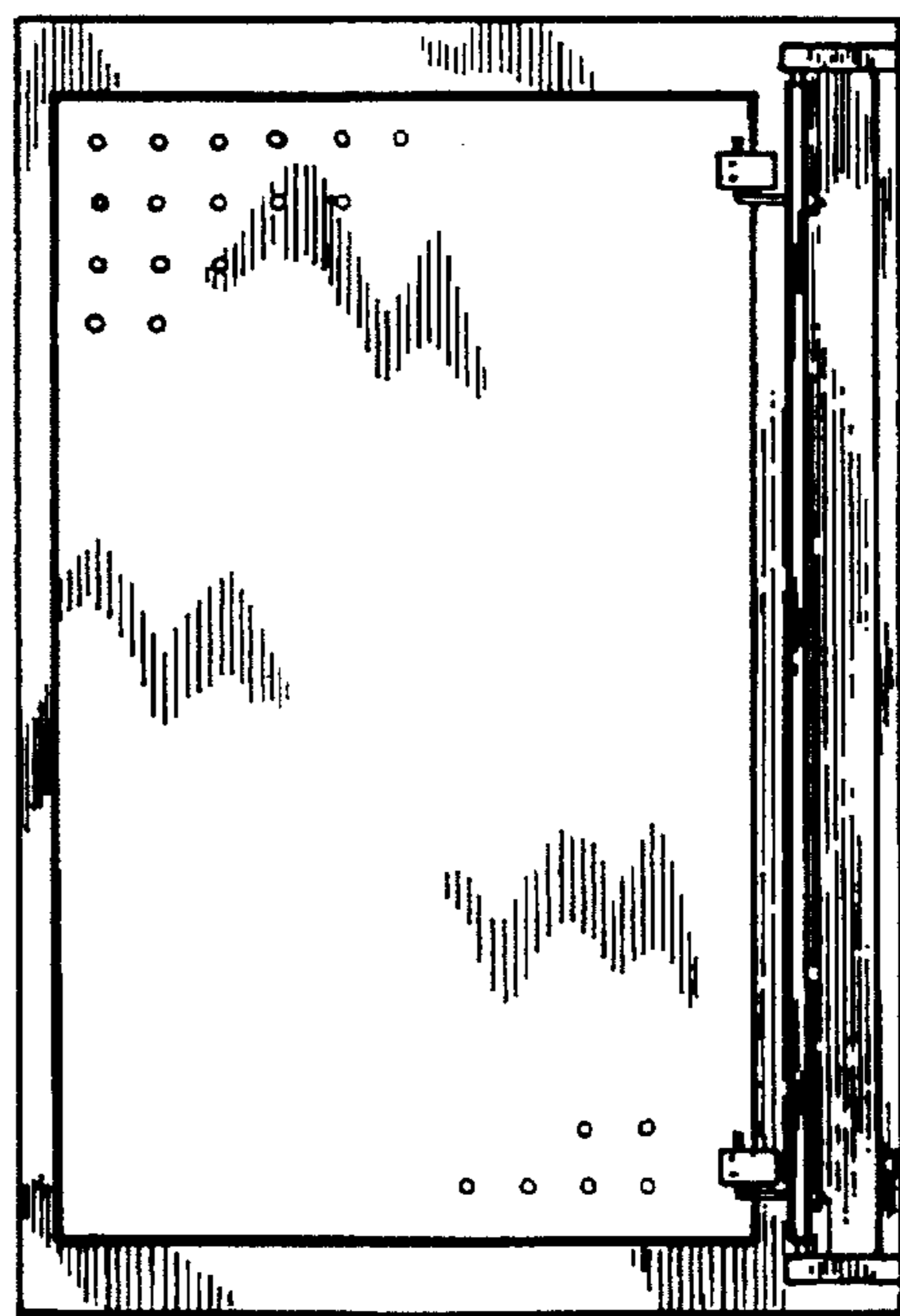


Fig. 5

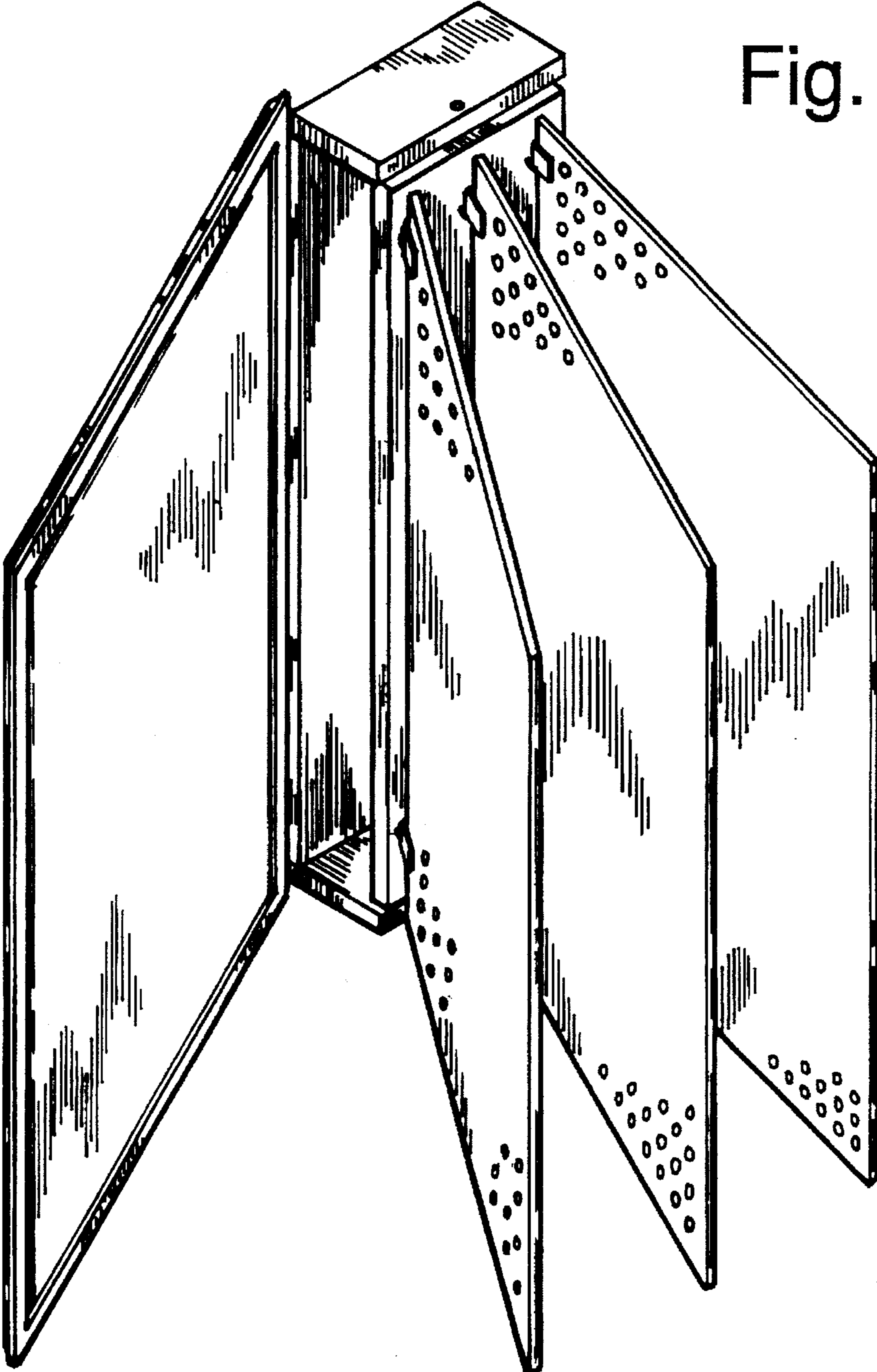


Fig. 6