

US00D382730S

United States Patent [19]

Hsu et al.

[11] Patent Number: Des. 382,730

[45] Date of Patent: **Aug. 26, 1997

[54] VANITY

[76] Inventors: **Chao-Chuan Hsu; Sun-Yu Wang; Yee-Chang Liao**, all of P.O. Box 453, Taichung, Taiwan

[**] Term: 14 Years

[21] Appl. No.: 44,403

[22] Filed: Sep. 21, 1995

[51] LOC (6) Cl. 06-04

[52] U.S. Cl. D6/440; D6/444

[58] Field of Search D6/432-448; 312/201, 312/204, 325, 224-227; 108/101

[56] **References Cited**

U.S. PATENT DOCUMENTS

D. 62,956	8/1923	Lillie	D6/441
D. 140,920	4/1945	Taylor	D6/444
D. 158,930	6/1950	Burgold	D6/446
D. 162,062	2/1951	Orsini	D6/441
D. 164,333	8/1951	Schultz	D6/438
D. 203,120	12/1965	Grant	D6/438
1,242,916	10/1917	Brooks	D6/446 X
2,502,526	4/1950	Loewen	D6/451 X

OTHER PUBLICATIONS

Morris Novelty Furniture Catalog p. 17; item #1410 Sewing Cabinet top left on page.

Home Craftsman Tables, Chairs and Desks p. 32; lyre table on page.

Victorian Furniture Corp. lyre coffee table on page.

Primary Examiner—Carmen H. Vales-Lado

[57] **CLAIM**

The ornamental design for a vanity, as shown and described.

DESCRIPTION

FIG. 1 is a perspective view of a vanity showing our new design;

FIG. 2 is a front elevational view thereof;

FIG. 3 is a rear elevational view thereof;

FIG. 4 is a right elevational view thereof;


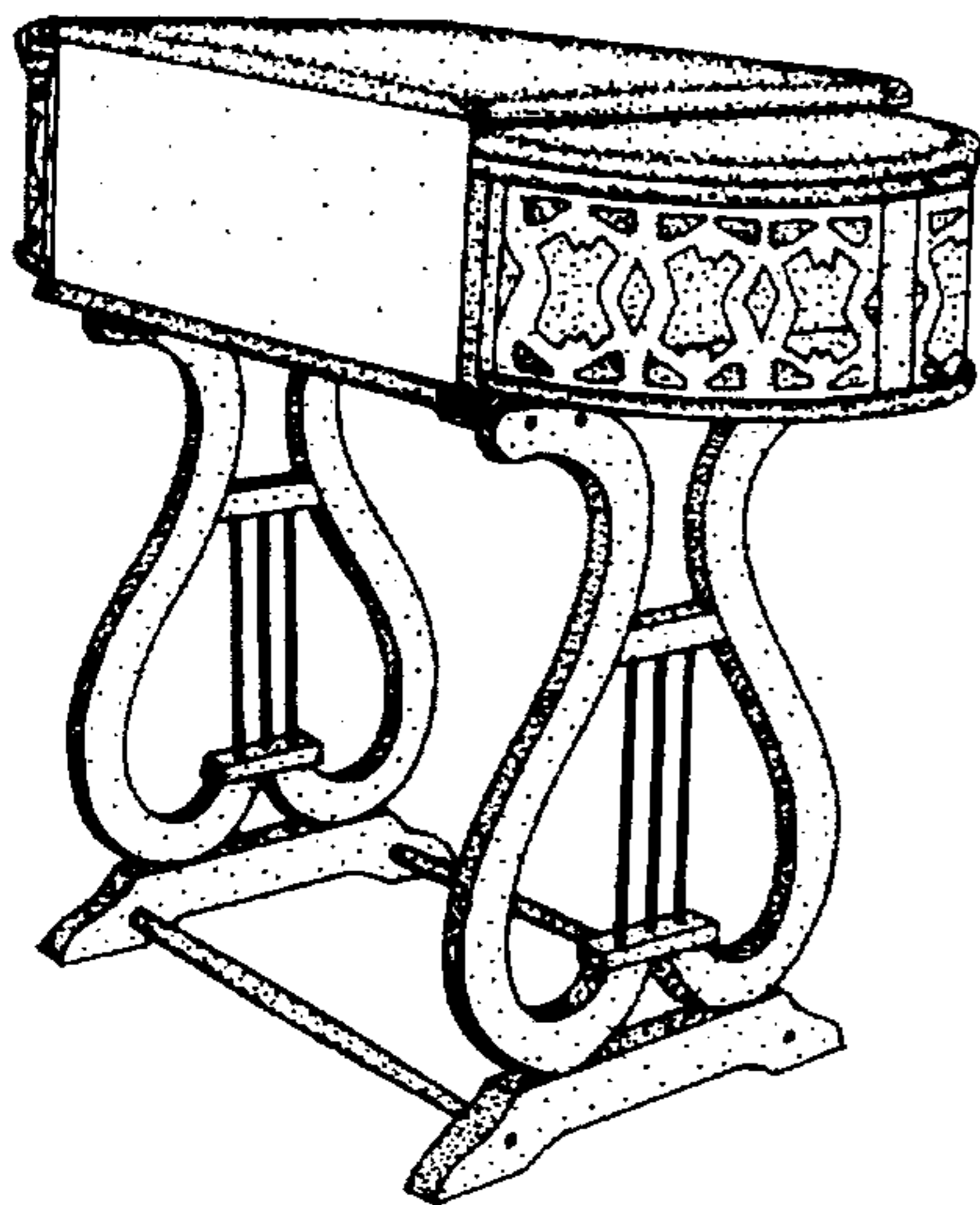
FIG. 5 is a left elevational view thereof;

FIG. 6 is a top plan view thereof;

FIG. 7 is a bottom plan view thereof; and,

FIG. 8 is a perspective view with the top and side lid open for convenience of illustration.

1 Claim, 5 Drawing Sheets



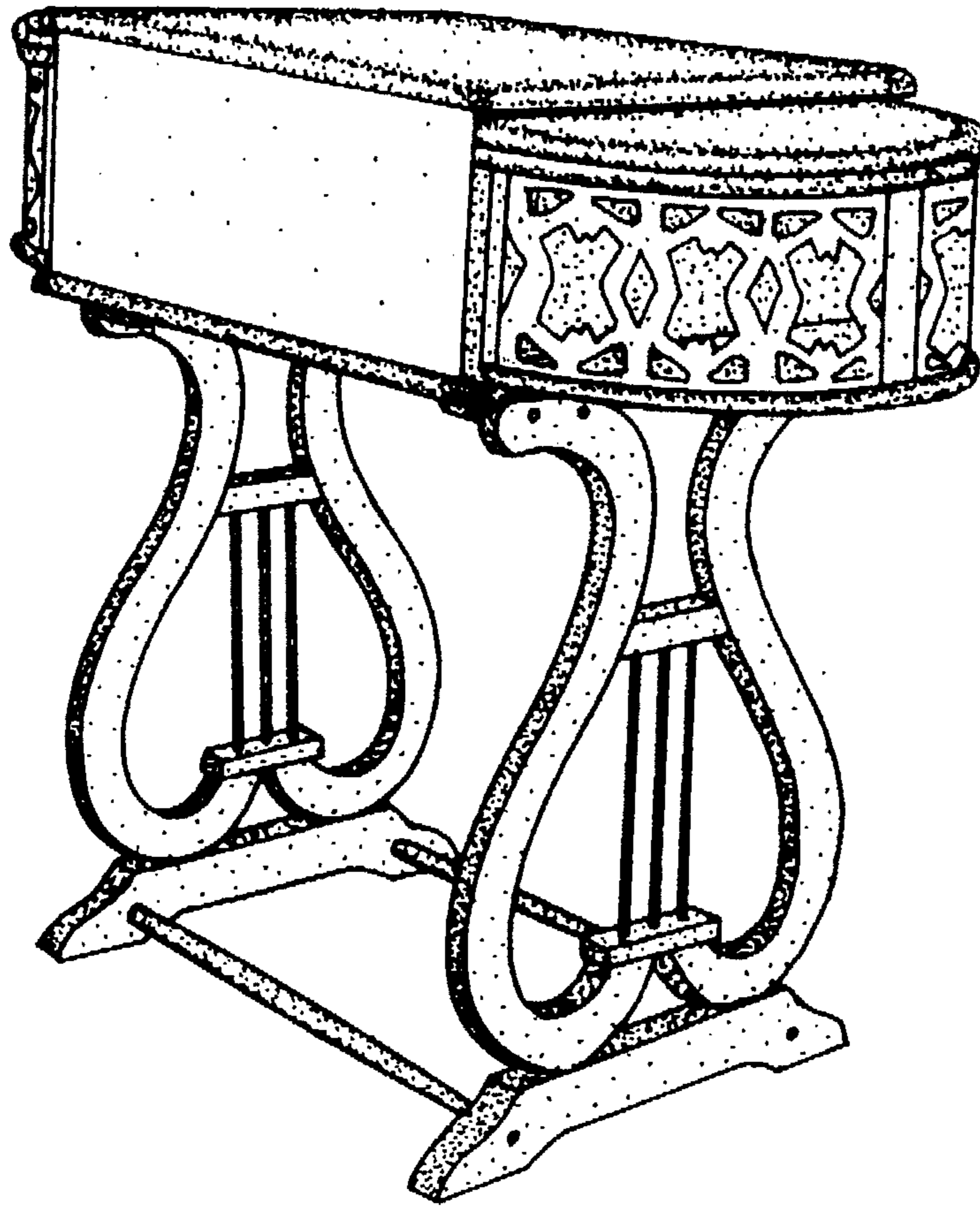


FIG.1




FIG. 2




FIG. 3

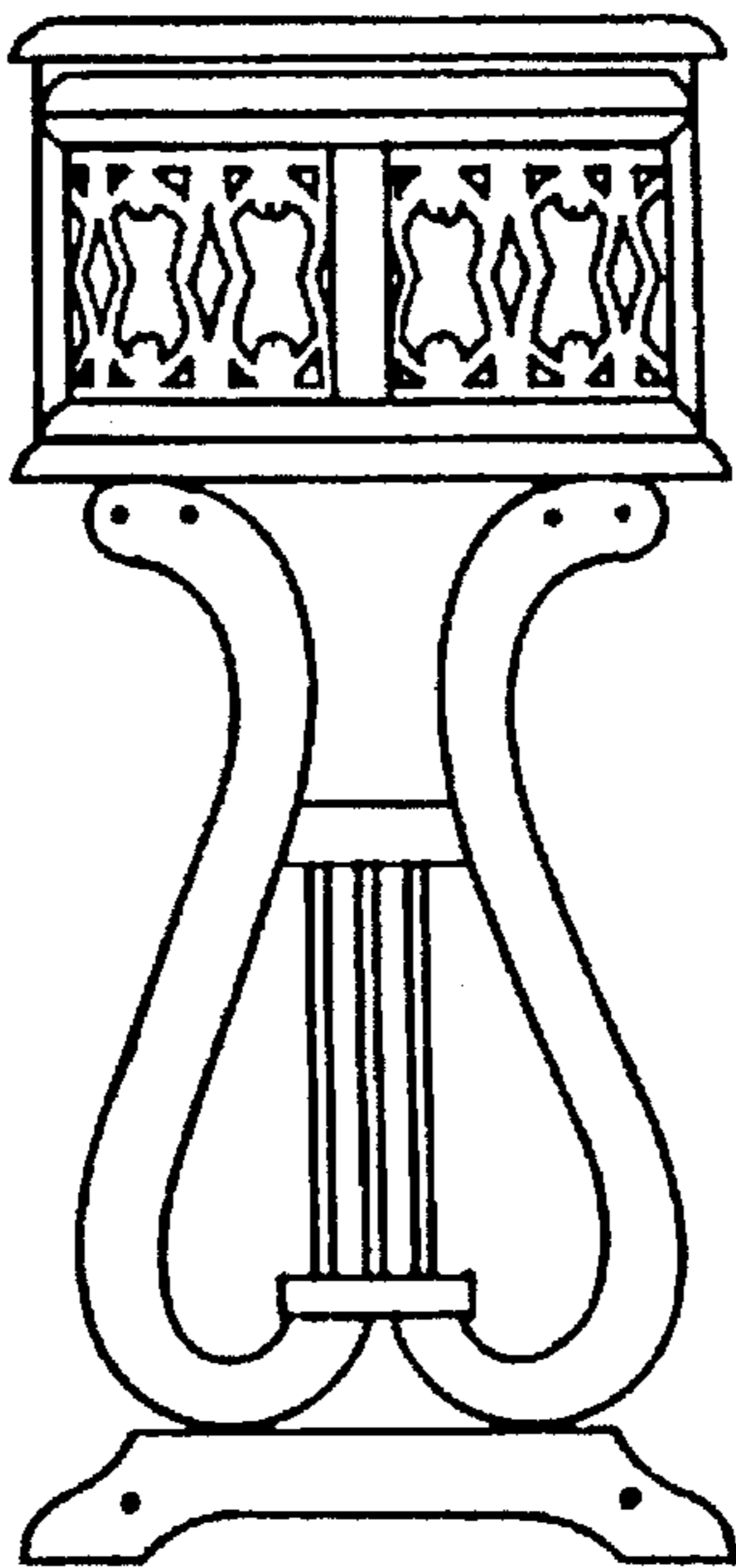


FIG. 4

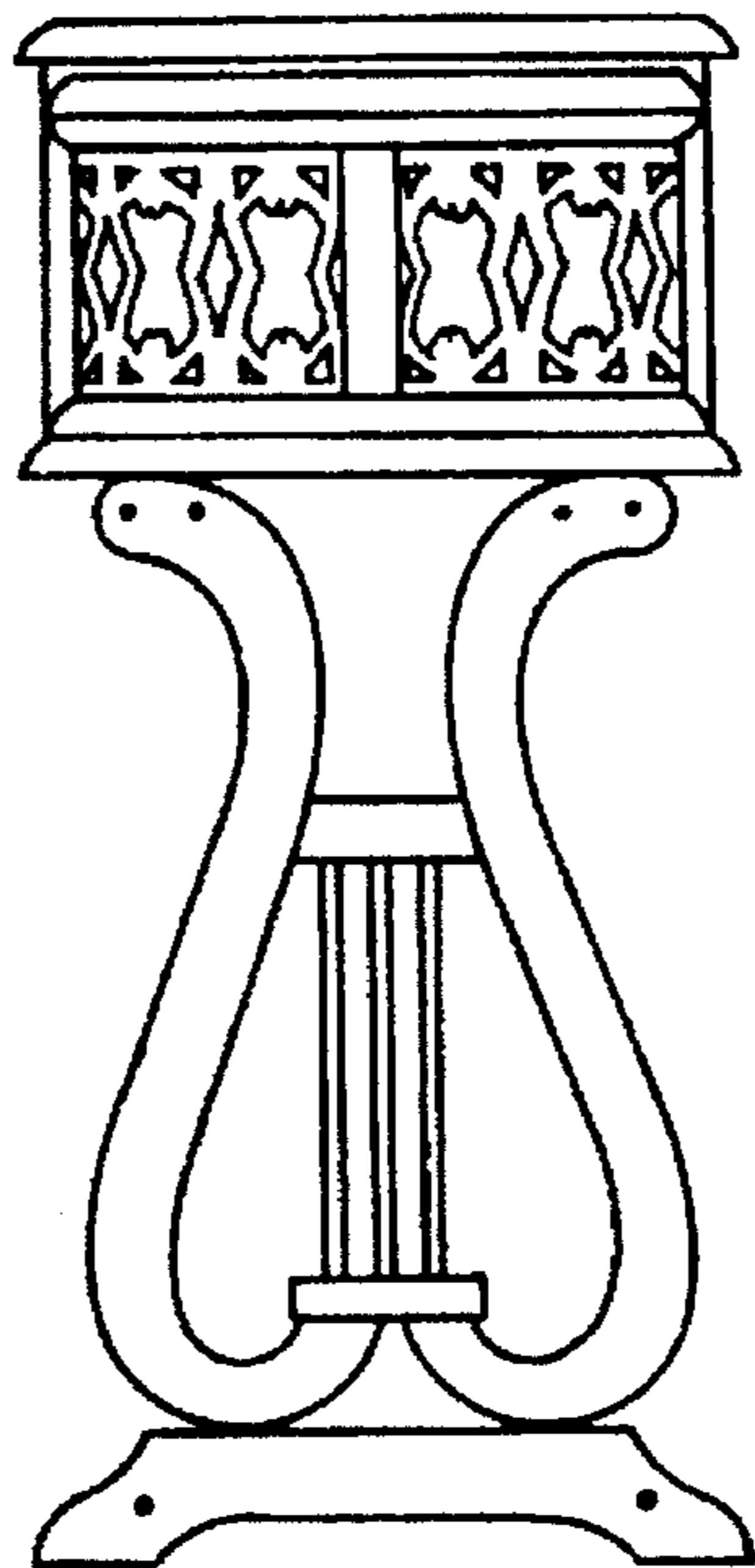


FIG. 5




FIG. 6




FIG. 7




FIG. 8