



US00D382722S

# United States Patent [19]

[11] Patent Number: Des. 382,722

Natuzzi et al.

[45] Date of Patent: \*\*Aug. 26, 1997

[54] SEAT

[75] Inventors: **Pasquale Natuzzi; Domenico Abbruzzese**, both of Colle, Italy

[73] Assignee: **Industrie Natuzzi Spa**, Bari, Italy

[\*\*] Term: **14 Years**

[21] Appl. No.: **57,890**

[22] Filed: **Aug. 2, 1996**

[51] LOC (6) Cl. .... **06-01**

[52] U.S. Cl. .... **D6/381; D6/334; D6/335**

[58] Field of Search ..... **D6/334, 335, 336, D6/364, 371, 373, 377, 378, 381, 500, 501, 502; 297/232**

## [56] References Cited

### U.S. PATENT DOCUMENTS

D. 244,814	6/1977	Schoblom	.....	D6/334
D. 284,145	6/1986	Staats et al.	.....	D6/381
D. 293,283	12/1987	Formenti	.....	D6/381
D. 353,062	12/1994	Natuzzi et al.	.....	D6/381
D. 358,724	5/1995	Natuzzi et al.	.....	D6/381
D. 360,542	7/1995	Natuzzi et al.	.....	D6/381
D. 361,909	9/1995	Natuzzi et al.	.....	D6/381
D. 362,353	9/1995	Natuzzi et al.	.....	D6/381
D. 363,388	10/1995	Natuzzi et al.	.....	D6/381
D. 364,976	12/1995	Natuzzi et al.	.....	D6/381
D. 365,457	12/1995	Natuzzi et al.	.....	D6/381
D. 365,942	1/1996	Natuzzi et al.	.....	D6/381
D. 366,370	1/1996	Natuzzi et al.	.....	D6/381
D. 367,366	2/1996	Natuzzi et al.	.....	D6/335
D. 369,475	5/1996	Natuzzi et al.	.....	D6/335
D. 374,355	10/1996	Natuzzi et al.	.....	D6/381
4,848,839	7/1989	Galardo	.....	D6/381

### OTHER PUBLICATIONS

Natuzzi Model 417, Oct. 1987, at International Home Furnishings Market in High Point, North Carolina.

Natuzzi Model 426, Apr. 1988, at International Home Furnishings Market in High Point, North Carolina.

Natuzzi Model 451, Oct. 1988, at International Home Furnishings Market in High Point, North Carolina.

Natuzzi Model 462, Oct. 1988, at International Home Furnishings Market in High Point, North Carolina.  
 Natuzzi Model 492, Apr. 1989, at International Home Furnishings Market in High Point, North Carolina.  
 Natuzzi Model 612, Oct. 1988, at International Home Furnishings Market in High Point, North Carolina.  
 Natuzzi Model 701, Oct. 1989, at International Home Furnishings Market in High Point, North Carolina.  
 Natuzzi Model 709, Oct. 1989, at International Home Furnishings Market in High Point, North Carolina.  
 Natuzzi Model 721, Oct. 1989, at International Home Furnishings Market in High Point, North Carolina.  
 Natuzzi Model 734, Apr. 1990, at International Home Furnishings Market in High Point, North Carolina.  
 Natuzzi Model 751, Apr. 1990, at International Home Furnishings Market in High Point, North Carolina.  
 Natuzzi Model 758, Apr. 1990, at International Home Furnishings Market in High Point, North Carolina.  
 Natuzzi Model 763, Apr. 1990, at International Home Furnishings Market in High Point, North Carolina.  
 Natuzzi Model 793, Oct. 1990, at International Home Furnishings Market in High Point, North Carolina.  
 Natuzzi Model 867, Oct. 1991, at International Home Furnishings Market in High Point, North Carolina.  
 Natuzzi Model 881, Oct. 1991, at International Home Furnishings Market in High Point, North Carolina.  
 Natuzzi Model 923, Apr. 1992, at International Home Furnishings Market in High Point, North Carolina.  
 Natuzzi Model 1034, Apr. 1993, at International Home Furnishings Market in High Point, North Carolina.  
 Natuzzi Model 1080, Sep. 1993, at International Home Furnishings Market in High Point, North Carolina.  
 Natuzzi Model 1105, Oct. 1993, at International Home Furnishings Market in High Point, North Carolina.

*Primary Examiner*—Gary D. Watson  
*Attorney, Agent, or Firm*—Bell, Seltzer, Park & Gibson, P.A.

## [57] CLAIM

The ornamental design for a seat, as shown and described.

### DESCRIPTION

FIG. 1 is a front perspective view of a seat showing our new design in the form of a sofa;  
FIG. 2 is a front elevational view thereof;




FIG. 3 is a top plan view thereof;  
FIG. 4 is a right side elevational view, the left side being a mirror image thereof;  
FIG. 5 is a rear perspective view thereof;  
FIG. 6 is a front elevational view of a seat showing our new design in the form of a loveseat;  
FIG. 7 is a front elevational view of a seat showing our new design in the form of a chair;  
FIG. 8 is a front perspective view of a seat showing our new design in the form of a sectional sofa; and,

FIG. 9 is a top plan view thereof.

The broken lines shown herein are for illustrative purposes only and form no part of the claimed design.

The rear views of FIGS. 6, 7 and 8 are like FIG. 5, the difference being substantially a matter of length.

The end frames of FIGS. 6, 7 and 8 are like FIG. 4.

**1 Claim, 5 Drawing Sheets**

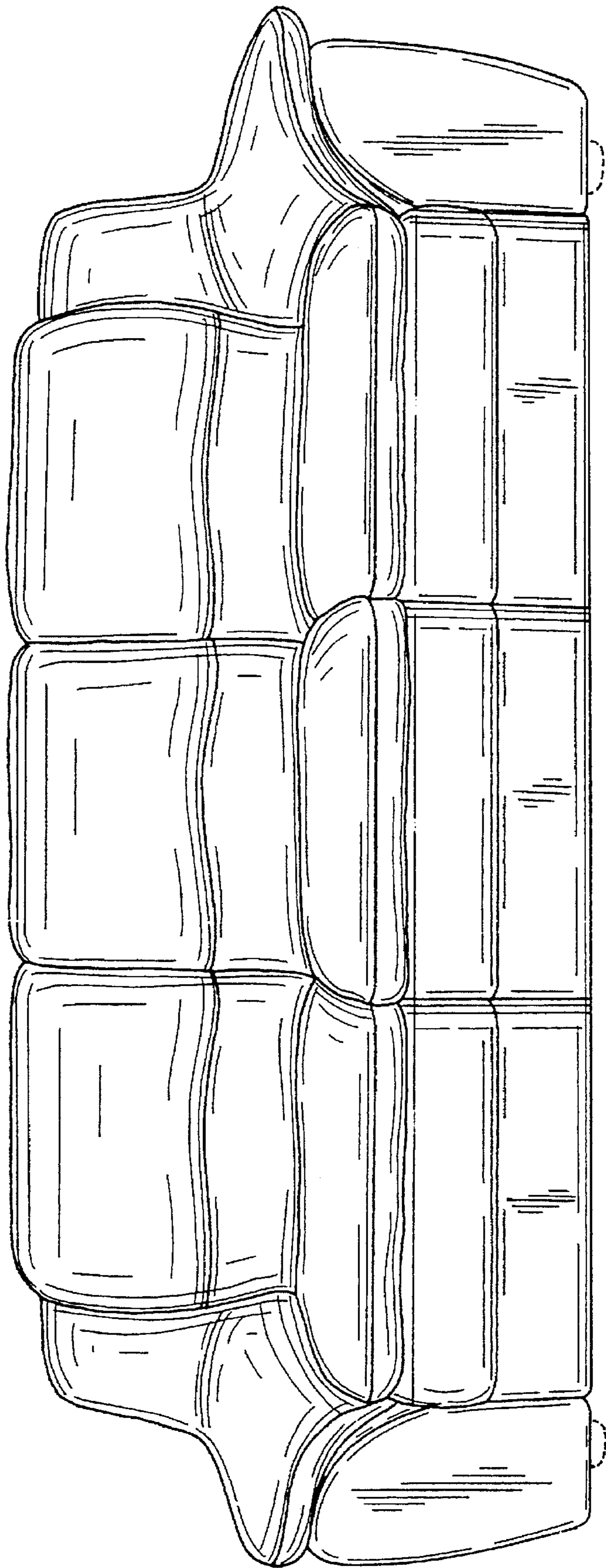


FIG. 1.




FIG. 2.




FIG. 3.




FIG. 4.

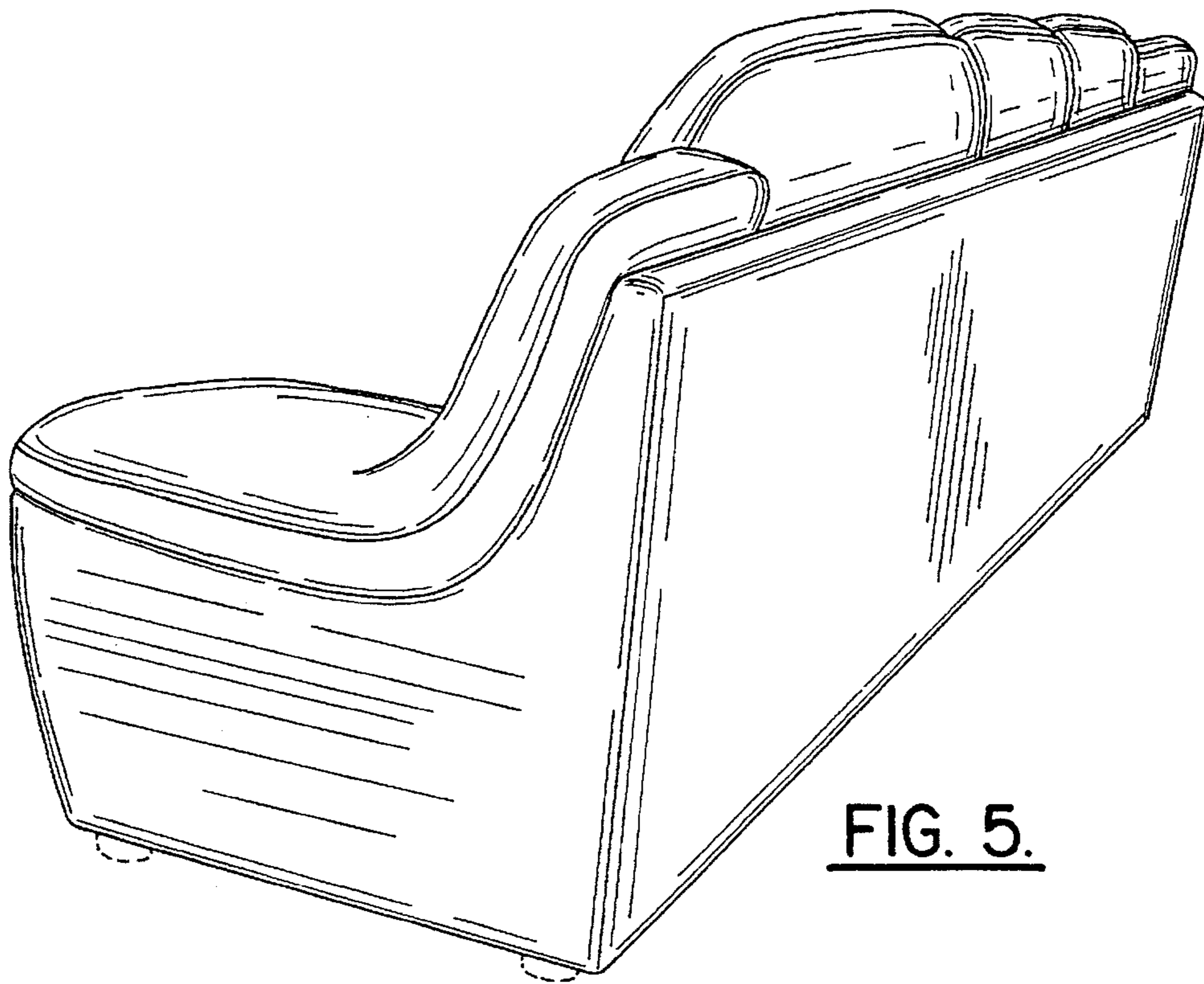


FIG. 5.





FIG. 6.

FIG. 7.






FIG. 8.

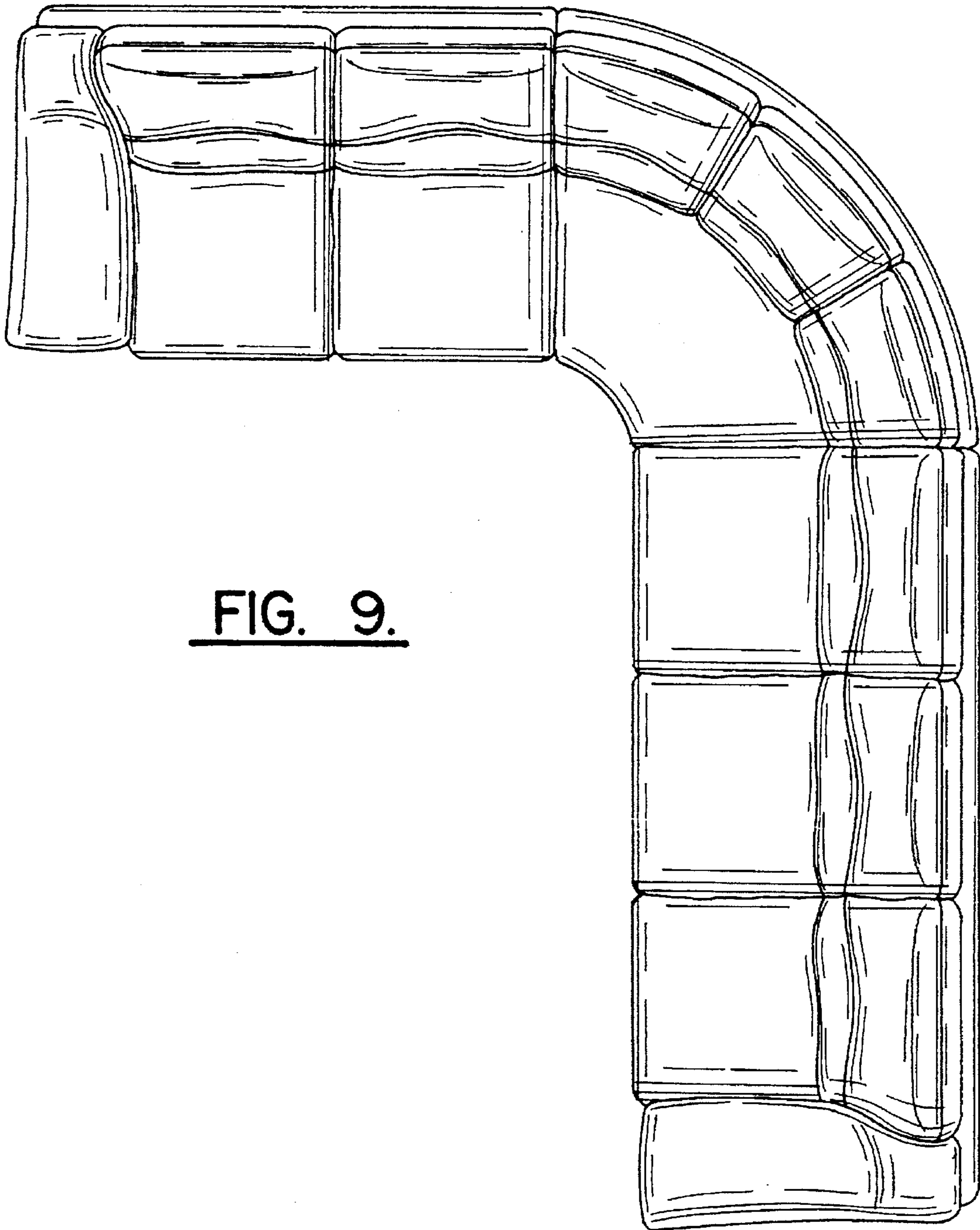


FIG. 9.