



US00D382700S

United States Patent [19] Smith

[11] Patent Number: Des. 382,700

[45] Date of Patent: **Aug. 26, 1997

[54] SIDE ELEMENT OF A SHOE UPPER

[75] Inventor: **Wilson W. Smith**, Beaverton, Oreg.

[73] Assignee: **Nike, Inc.**, Beaverton, Oreg.

[**] Term: **14 Years**

[21] Appl. No.: **55,484**

[22] Filed: **Jun. 6, 1996**

[51] LOC (6) Cl. **02-99**

[52] U.S. Cl. **D2/972**

[58] Field of Search D2/896, 902, 946,
D2/969, 972; 24/713.2, 713.3, 713.4, 713.6,
714.6; 36/45, 48, 50.1, 56, 114, 129

[56] References Cited

U.S. PATENT DOCUMENTS

D. 096,567	8/1935	Wagman	D2/972
D. 287,422	12/1986	MacGregor et al.	D2/969
D. 331,484	12/1992	Feller	.	
D. 345,246	3/1994	Greene	.	
D. 346,272	4/1994	Cessor	.	
D. 347,938	6/1994	Smith	.	
D. 353,040	12/1994	Avar	.	
D. 356,439	3/1995	Teague	.	
D. 356,884	4/1995	Ho	D2/902
D. 358,021	5/1995	Vestuti	D2/902
D. 364,499	11/1995	Avar	.	
D. 365,201	12/1995	Avar	.	

OTHER PUBLICATIONS

NIKE Spring 1996 Footwear Catalog, published Jun. 1995, pp. 35, 169 and 195.

NIKE Holiday 1995 Footwear Catalog, published Mar. 1995, pp. 19, 106 and 121.

NIKE Spring 1995 Footwear Catalog, published Jun. 1994, p. 24.

NIKE Fall 1994 Footwear Catalog, published Nov. 1993, p. 34.

Primary Examiner—Dominic Simone

Attorney, Agent, or Firm—Banner & Witcoff, Ltd.

[57] CLAIM

The ornamental design for a side element of a shoe upper, as shown and described.

DESCRIPTION

FIG. 1 is a side elevational view of a side element of a shoe upper showing my new design;

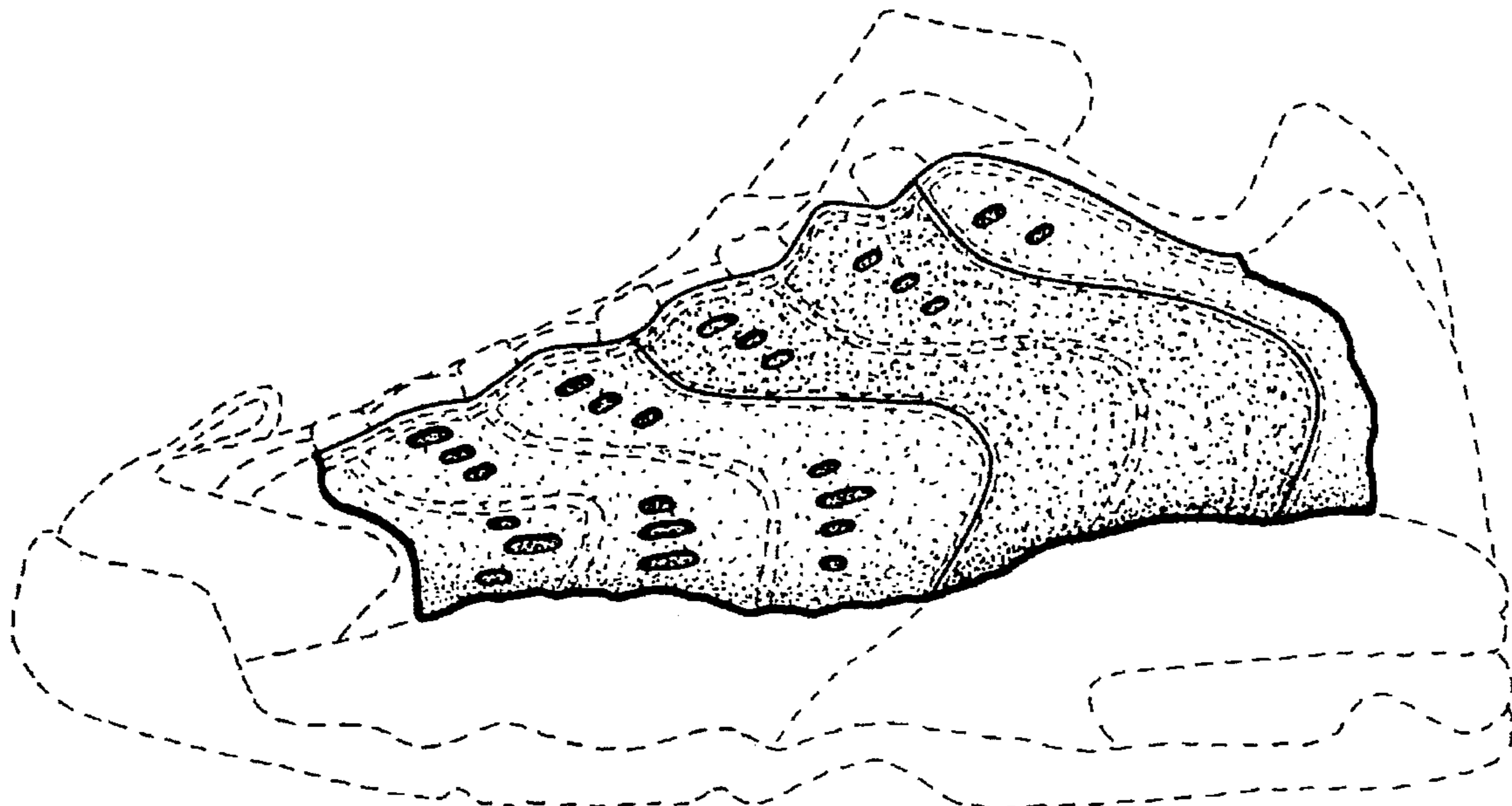
FIG. 2 is a top plan view thereof;

FIG. 3 is a front elevational view thereof; and,

FIG. 4 is a rear elevational view thereof.

The broken line showing of a shoe and the remaining portion of the upper shown in FIGS. 1-4 is for illustrative purposes only and forms no part of the claimed design.

1 Claim, 2 Drawing Sheets



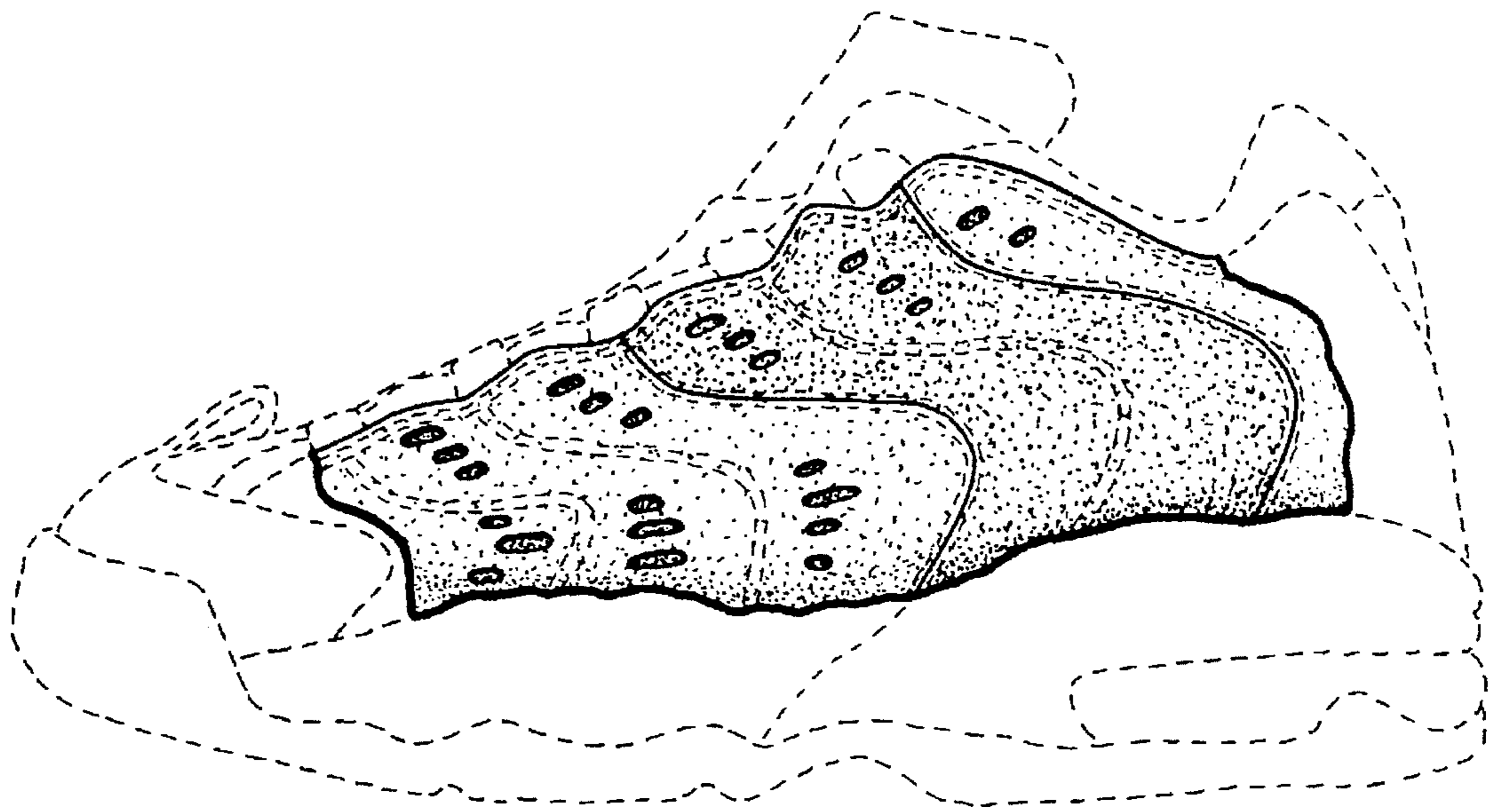


FIG. 1

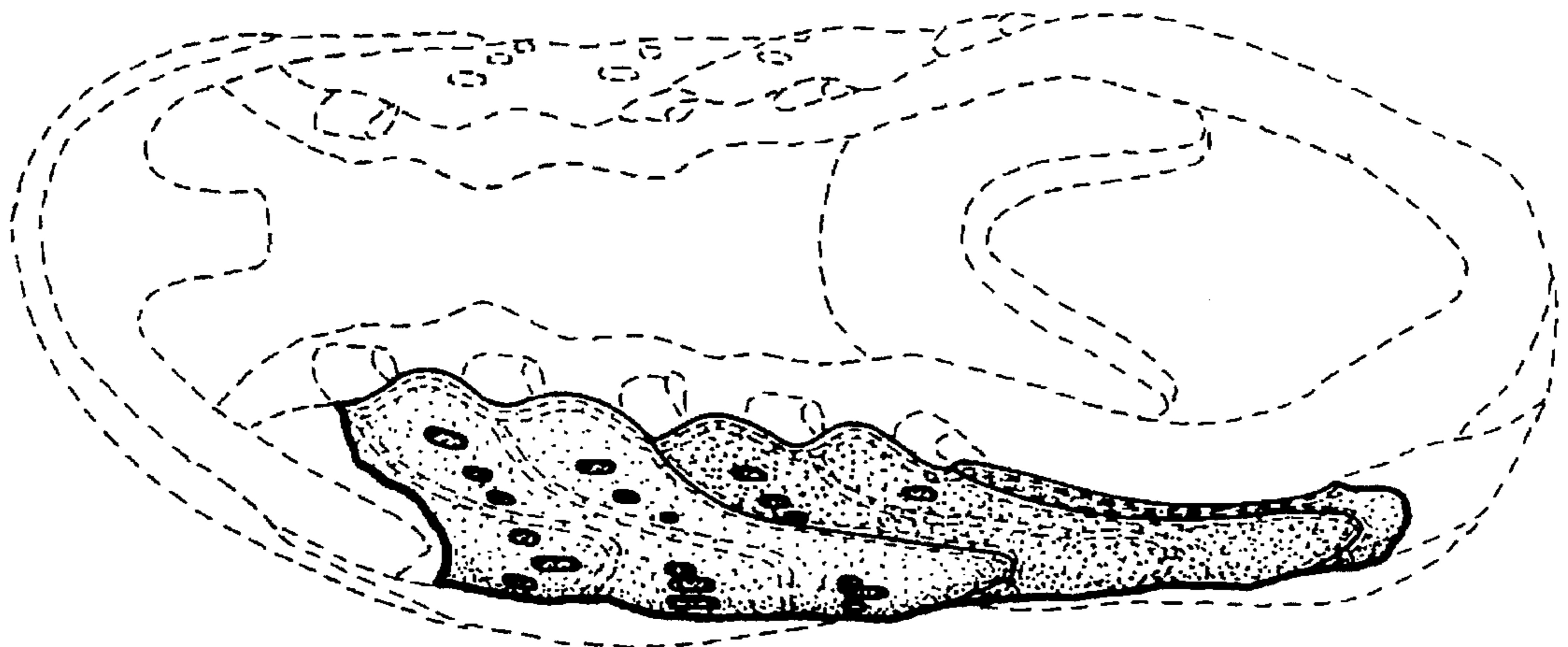


FIG. 2

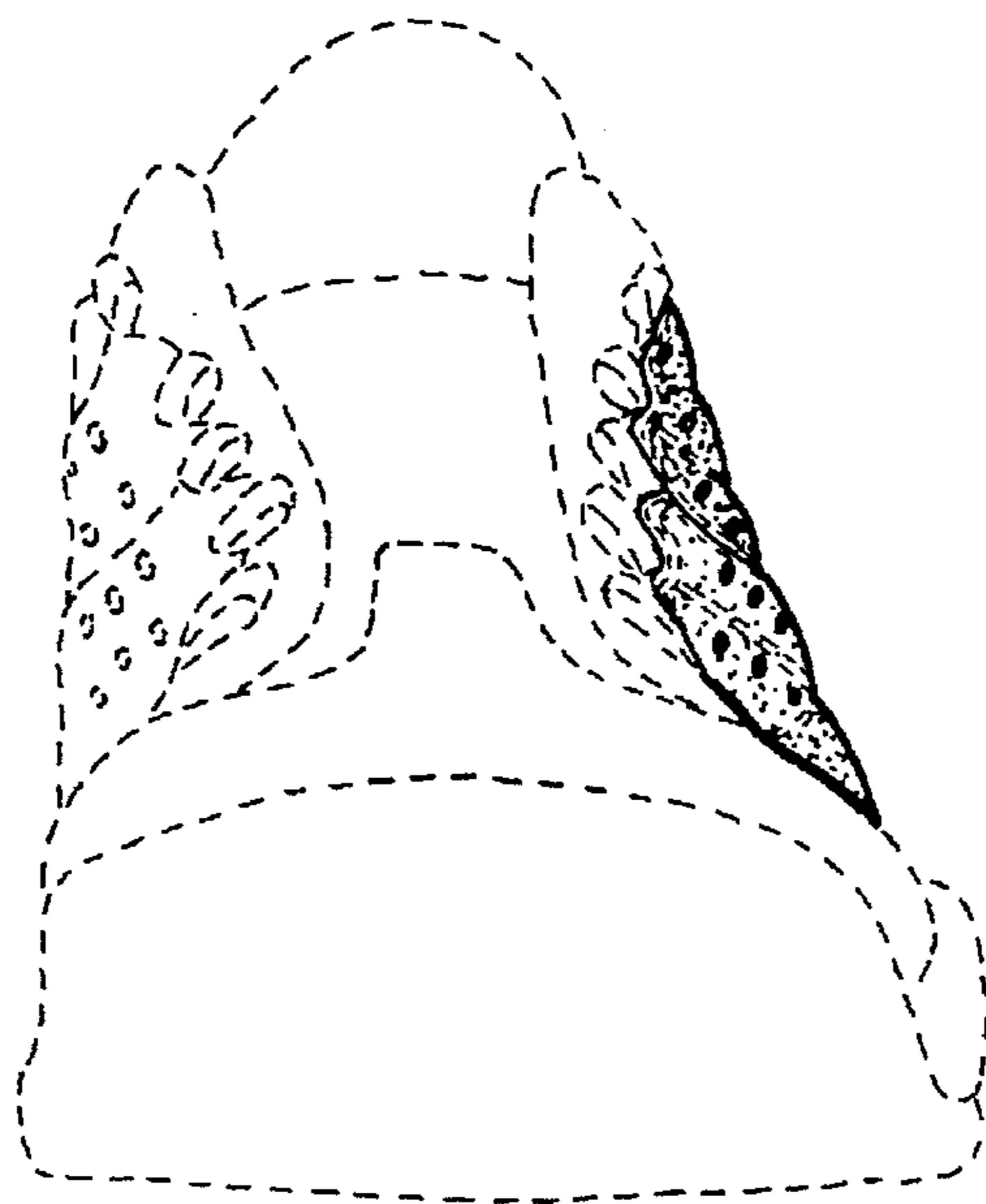


FIG. 3

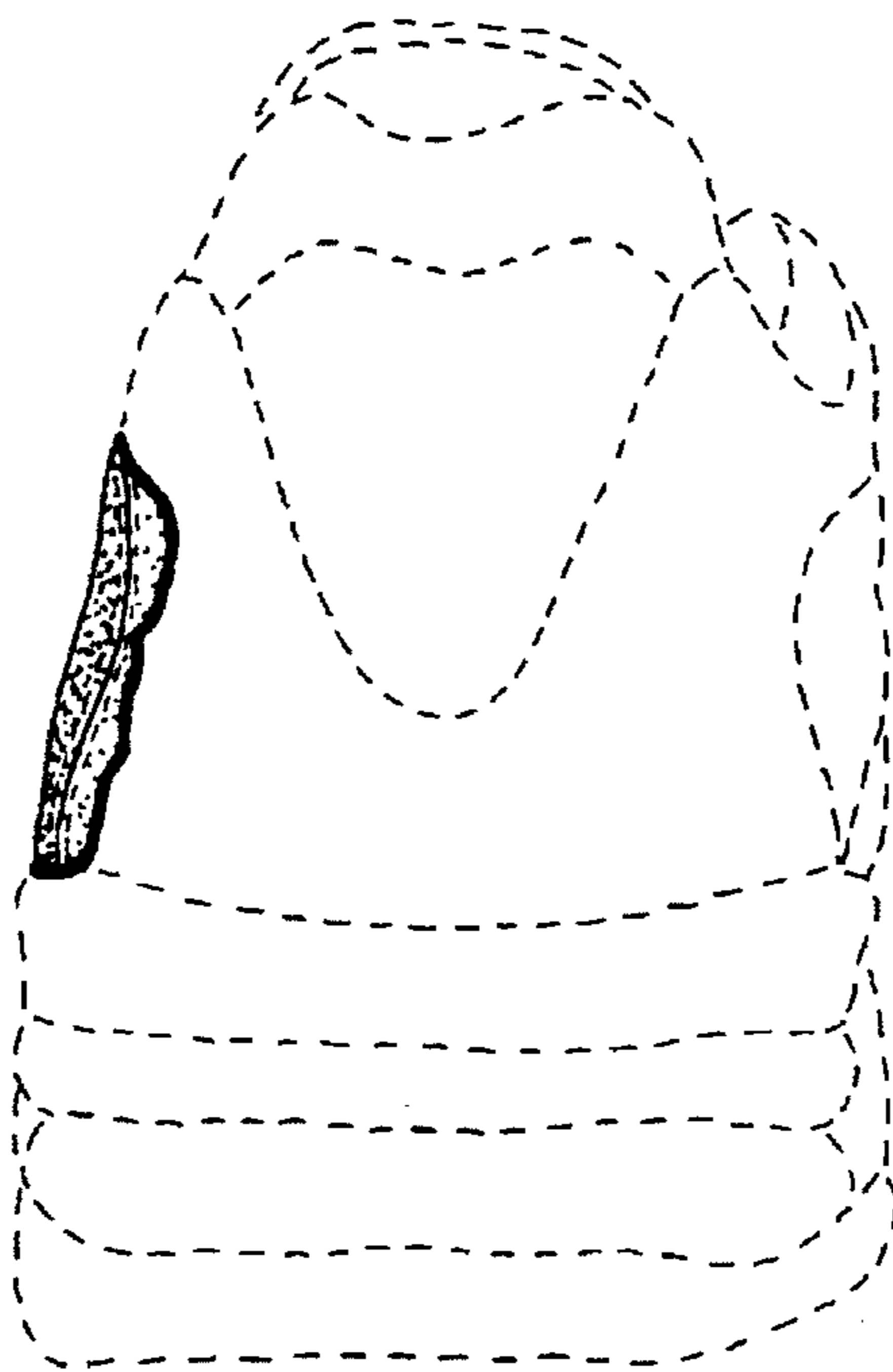


FIG. 4