



US00D382699S

United States Patent [19]

[11] Patent Number: **Des. 382,699**

Avar

[45] Date of Patent: ****Aug. 26, 1997**

[54] **SIDE ELEMENT OF A SHOE UPPER**

- [75] Inventor: **Eric P. Avar**, Aloha, Oreg.
- [73] Assignee: **Nike, Inc.**, Beaverton, Oreg.
- [**] Term: **14 Years**
- [21] Appl. No.: **55,483**
- [22] Filed: **Jun. 6, 1996**
- [51] LOC (6) Cl. **02-99**
- [52] U.S. Cl. **D2/972**
- [58] Field of Search D2/896, 902, 907,
D2/972, 946, 969; 36/114, 116, 45, 47,
48

OTHER PUBLICATIONS

- Nike Footwear Catalog, Fall 1993, p. 86, published Dec. 1992.
- Nike Footwear Catalog, Fall 1991, p. 106, published Jun. 1990.
- Nike Footwear Catalog, Spring 1990, p. 40, published Jun. 1989.
- Nike Footwear Catalog, Fall 1990, pp. 40 and 44, published Dec. 1989.
- Nike Footwear Catalog, Spring 1993, pp. 20 and 116, published Jun. 1992.
- Nike Footwear Catalog, Holiday 1995, p. 13, published Mar. 1995.

Primary Examiner—Dominic Simone
Attorney, Agent, or Firm—Banner & Witcoff, Ltd.

[56] **References Cited**

U.S. PATENT DOCUMENTS

- D. 311,268 10/1990 Hatfield .
- D. 326,353 5/1992 Close .
- D. 328,515 8/1992 Brown et al. .
- D. 331,484 12/1992 Feller D2/969
- D. 333,721 3/1993 Hatfield .
- D. 333,905 3/1993 Close .
- D. 334,090 3/1993 Teague .
- D. 355,977 3/1995 Teague .
- D. 362,112 9/1995 Avar .
- D. 367,754 3/1996 James D2/902
- D. 370,994 6/1996 Avar D2/969
- D. 373,461 9/1996 Smith D2/969
- D. 377,261 1/1997 Avar D2/972

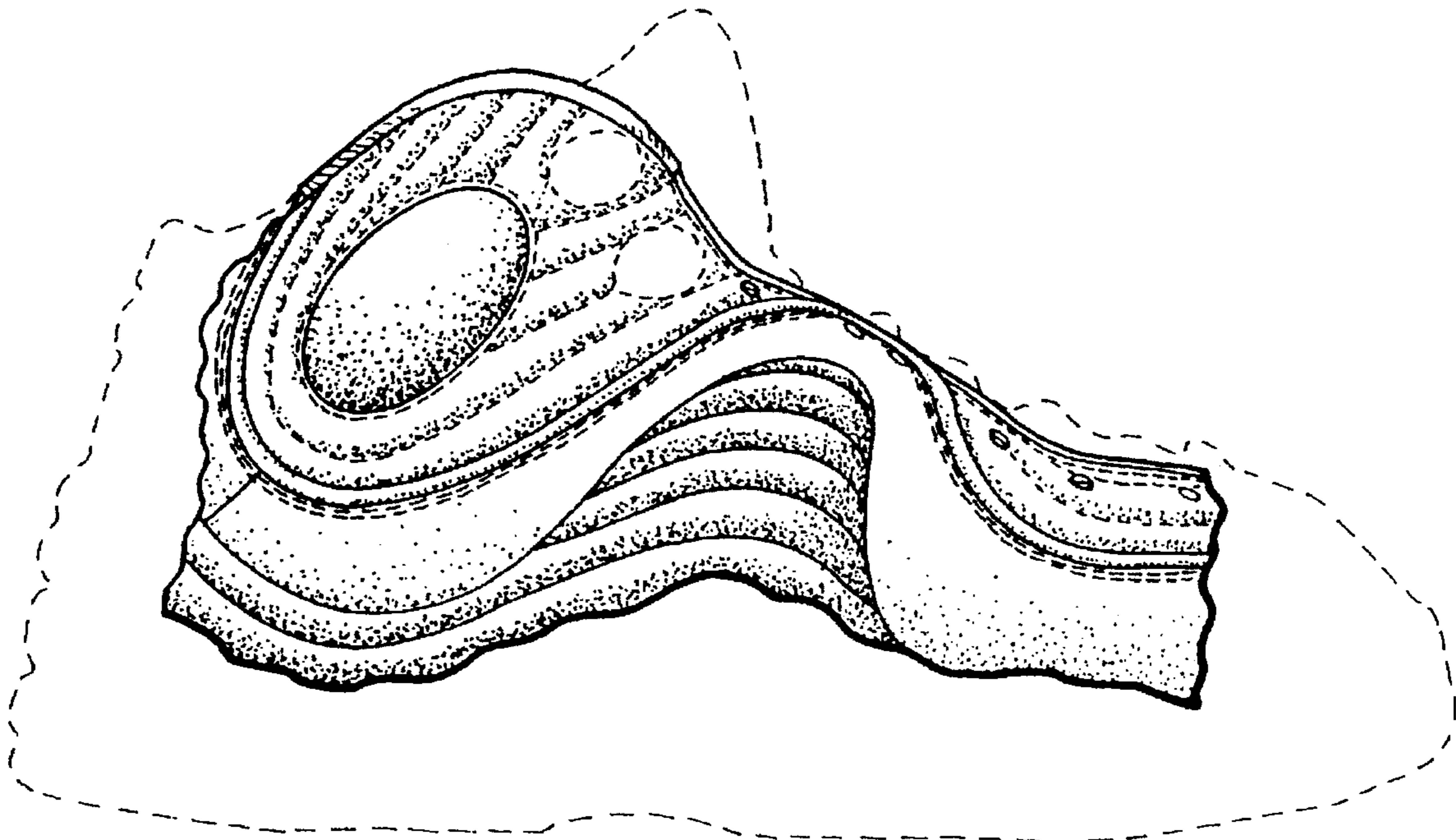
[57] **CLAIM**

The ornamental design for a side element of a shoe upper, as shown and described.

DESCRIPTION

FIG. 1 is a side elevational view of a side element of a shoe upper showing my new design;
FIG. 2 is a front elevational view thereof;
FIG. 3 is a rear elevational view thereof; and,
FIG. 4 is a top plan view thereof.
The broken line showing of the remainder of the shoe is for illustrative purposes and forms no part of the claim.

1 Claim, 2 Drawing Sheets



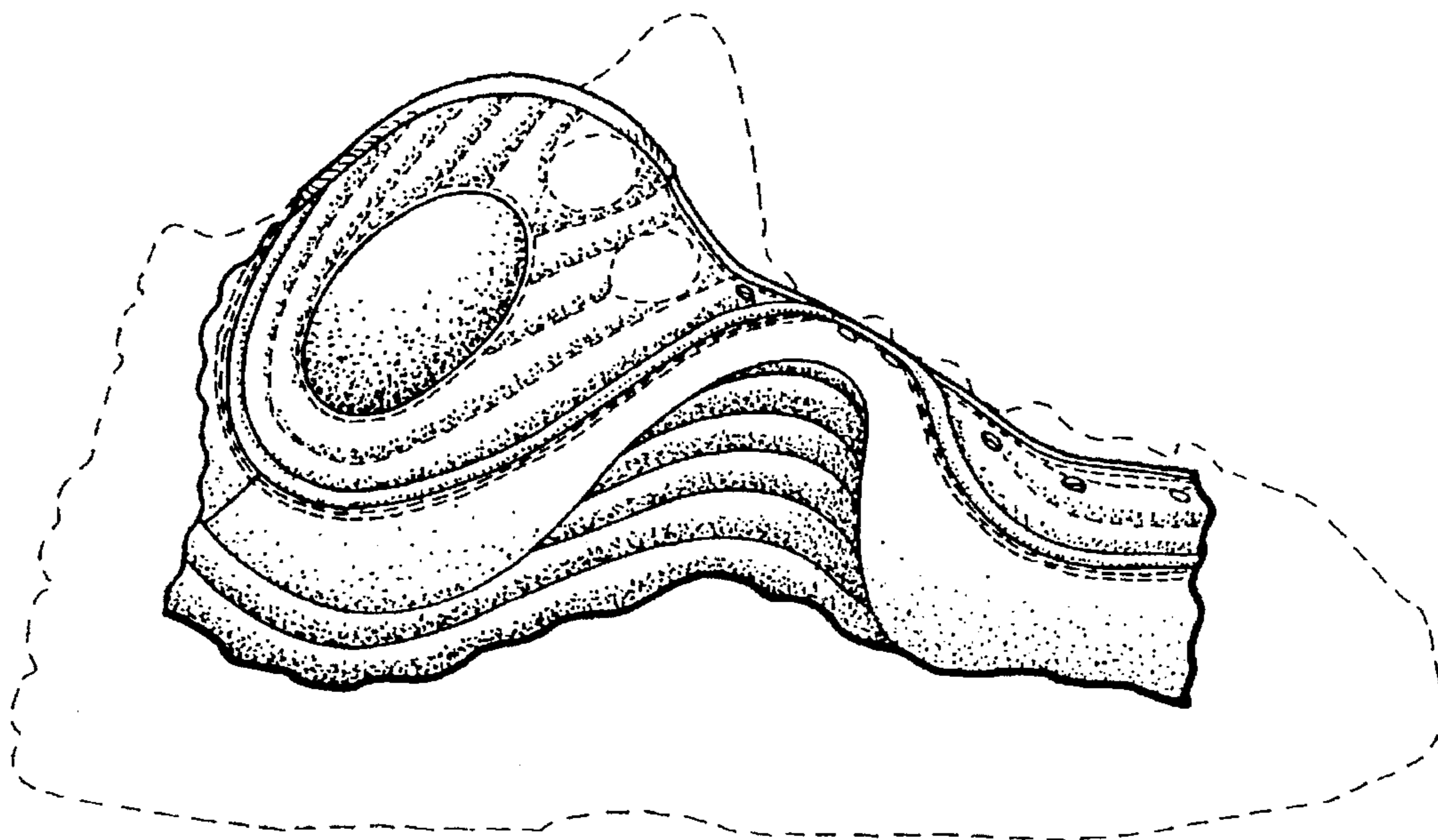


FIG. 1

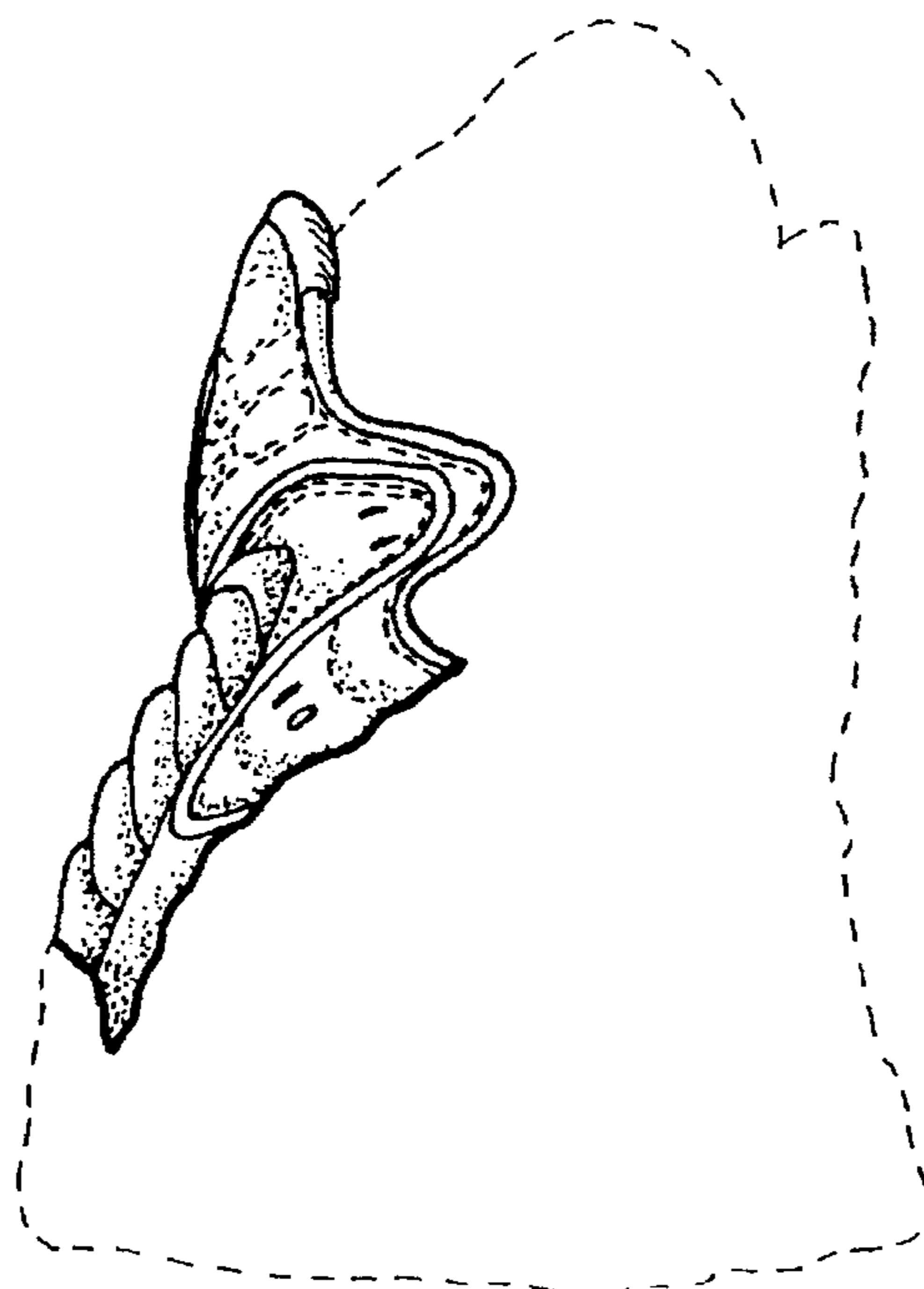


FIG. 2

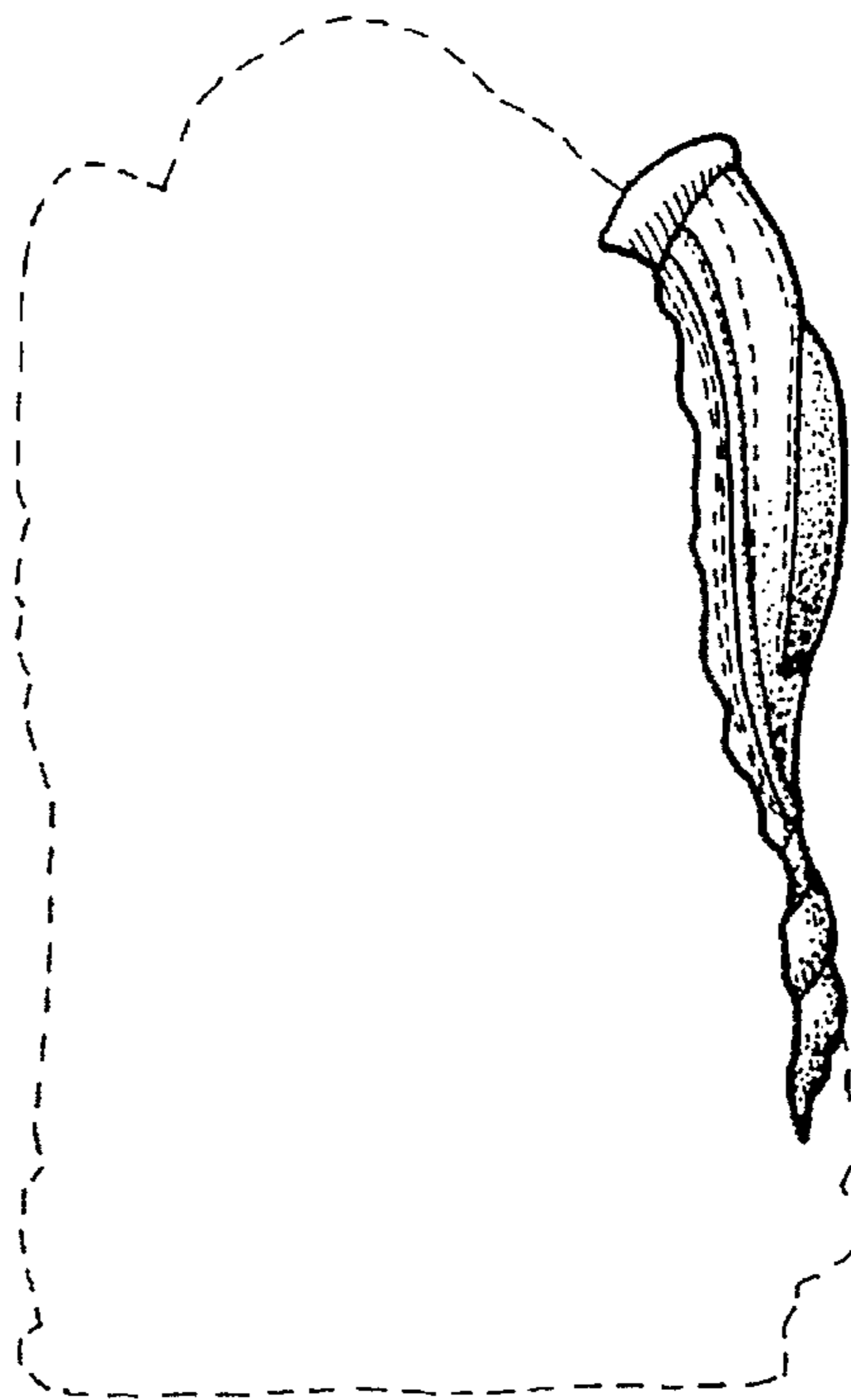


FIG. 3

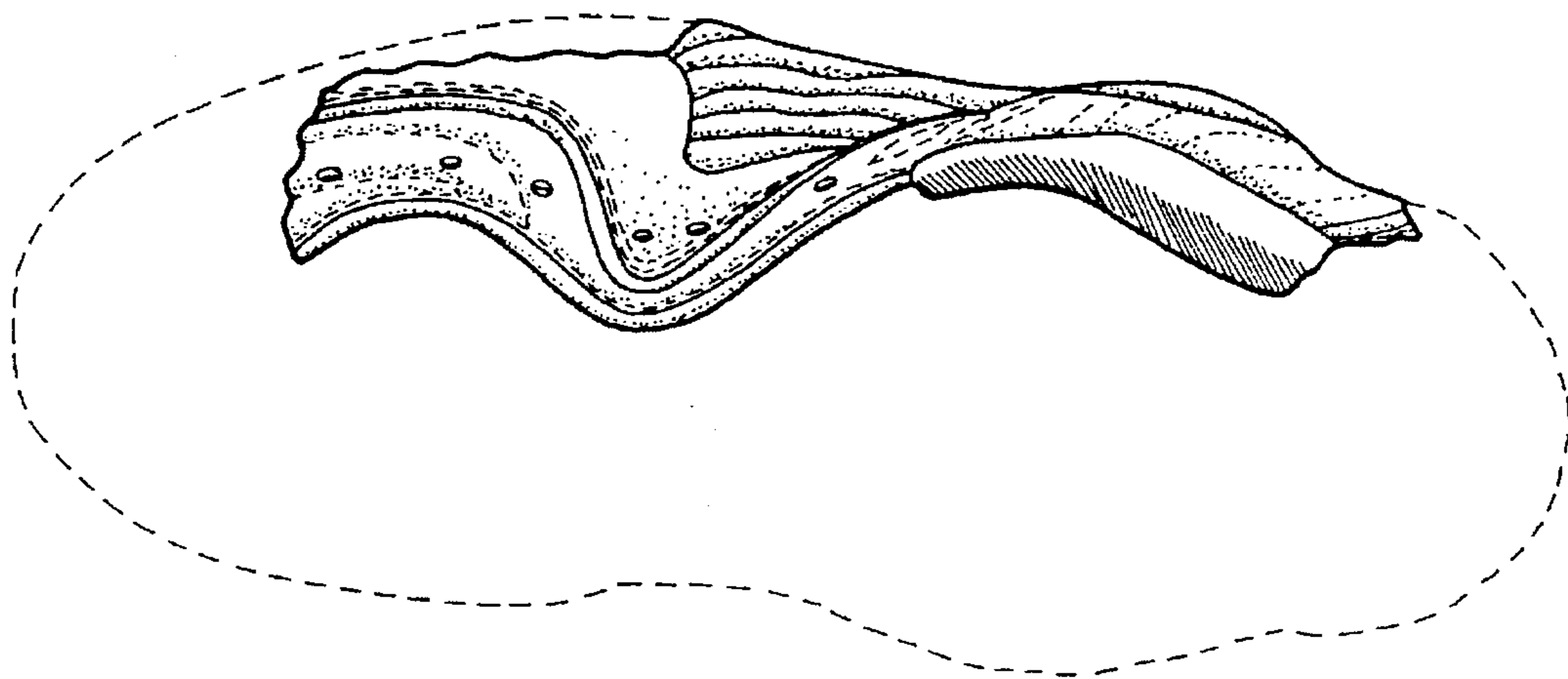


FIG. 4