



US00D382698S

United States Patent [19]

[11] Patent Number: Des. 382,698

Avar

[45] Date of Patent: **Aug. 26, 1997

[54] **SIDE ELEMENT OF A SHOE UPPER**

[75] Inventor: **Eric P. Avar**, Aloha, Oreg.
[73] Assignee: **Nike, Inc.**, Beaverton, Oreg.
[**] Term: **14 Years**

[21] Appl. No.: **55,475**

[22] Filed: **Jun. 6, 1996**

[51] LOC (6) Cl. **02-99**

[52] U.S. Cl. **D2/972**

[58] Field of Search D2/896, 902, 907,
D2/946, 969, 972; 24/713.2, 713.3, 713.4,
713.6, 714.6; 36/45, 48, 50.1, 56, 114,
129

[56] **References Cited**

U.S. PATENT DOCUMENTS

- D. 220,464 4/1971 Hayashi D2/902
- D. 347,109 5/1994 Avar .
- D. 347,519 6/1994 Worthington .
- D. 356,884 4/1995 Ho D2/902
- D. 357,573 4/1995 Ng D2/969
- D. 361,884 9/1995 Lozano .
- D. 361,885 9/1995 Hatfield .
- D. 365,199 12/1995 Avar .
- D. 369,459 5/1996 Feller .

OTHER PUBLICATIONS

Nike Spring 1996 Footwear Catalog, published Jun. 1995, p. 132.
Nike Holiday 1995 Footwear Catalog, published Mar. 1995, p. 38.

Nike Fall 1995 Footwear Catalog, published Nov. 1994, p. 62.
Nike Late Spring 1995 Footwear Catalog, published Sep. 1994, pp. 20 and 76.
Nike Spring 1995 Footwear Catalog, published Jun. 1994, pp. 35, 55 and 130.
Nike Spring 1995 Footwear Catalog, published Jun. 1994, p. 96.
Nike Spring 1995 Footwear Catalog, published Jun. 1994, pp. 40, 41 and 131.
Nike Holiday 1994 Footwear Catalog, published Mar. 1994, p. 22.
Nike Holiday 1994 Footwear Catalog, published Mar. 1994, p. 32.
Nike Fall 1994 Footwear Catalog, published Nov. 1993, pp. 40 and 96.

Primary Examiner—Dominic Simone
Attorney, Agent, or Firm—Banner & Witcoff, Ltd.

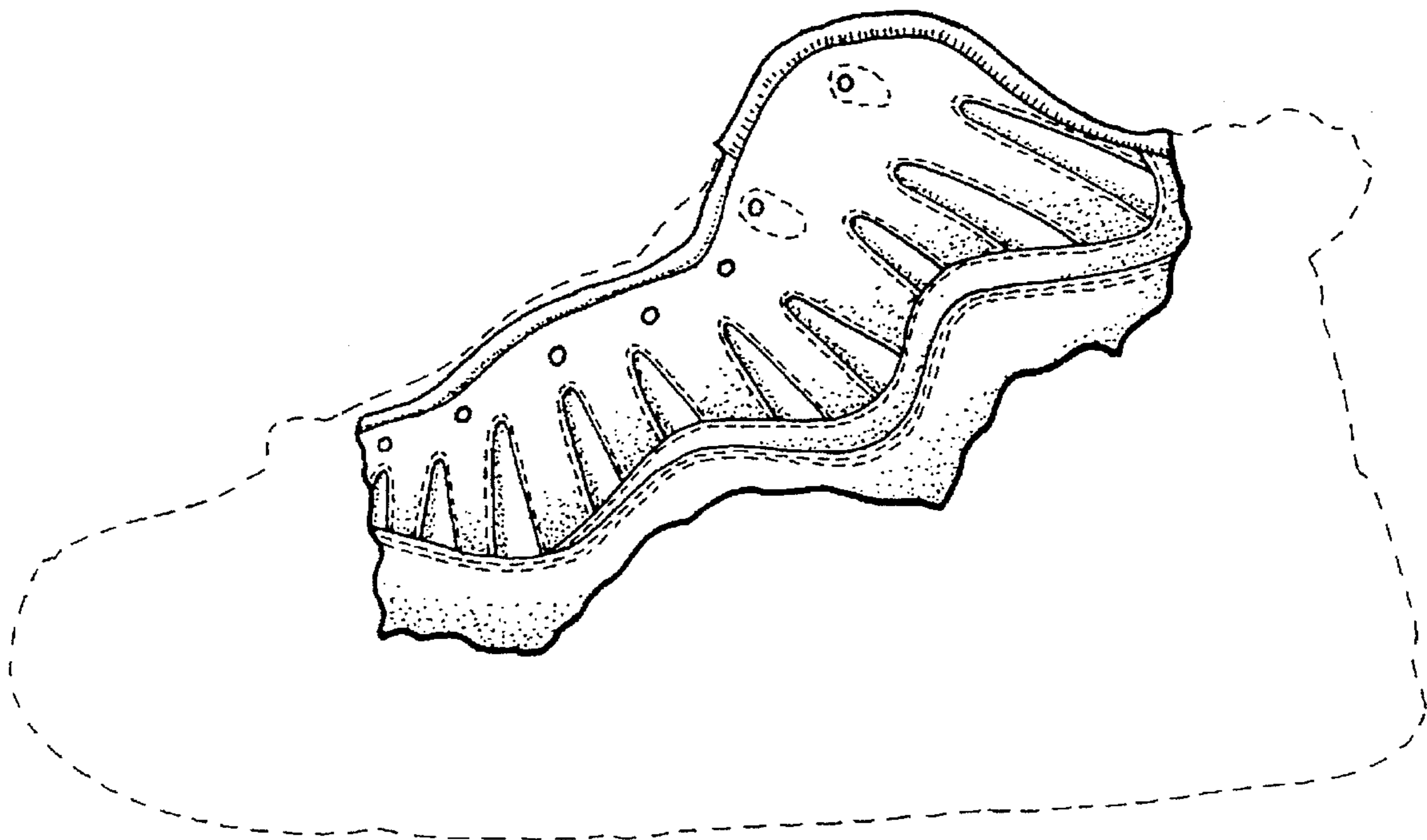
[57] **CLAIM**

The ornamental design for a side element of a shoe upper, as shown and described.

DESCRIPTION

FIG. 1 is a side elevational view of a side element of a shoe upper showing my new design;
FIG. 2 is a front elevational view thereof;
FIG. 3 is a rear elevational view thereof; and,
FIG. 4 is a top plan view thereof.
The broken line showing of a shoe and the remaining portion of the upper shown in FIGS. 1-4 is for illustrative purposes only and forms no part of the claimed design.

1 Claim, 2 Drawing Sheets



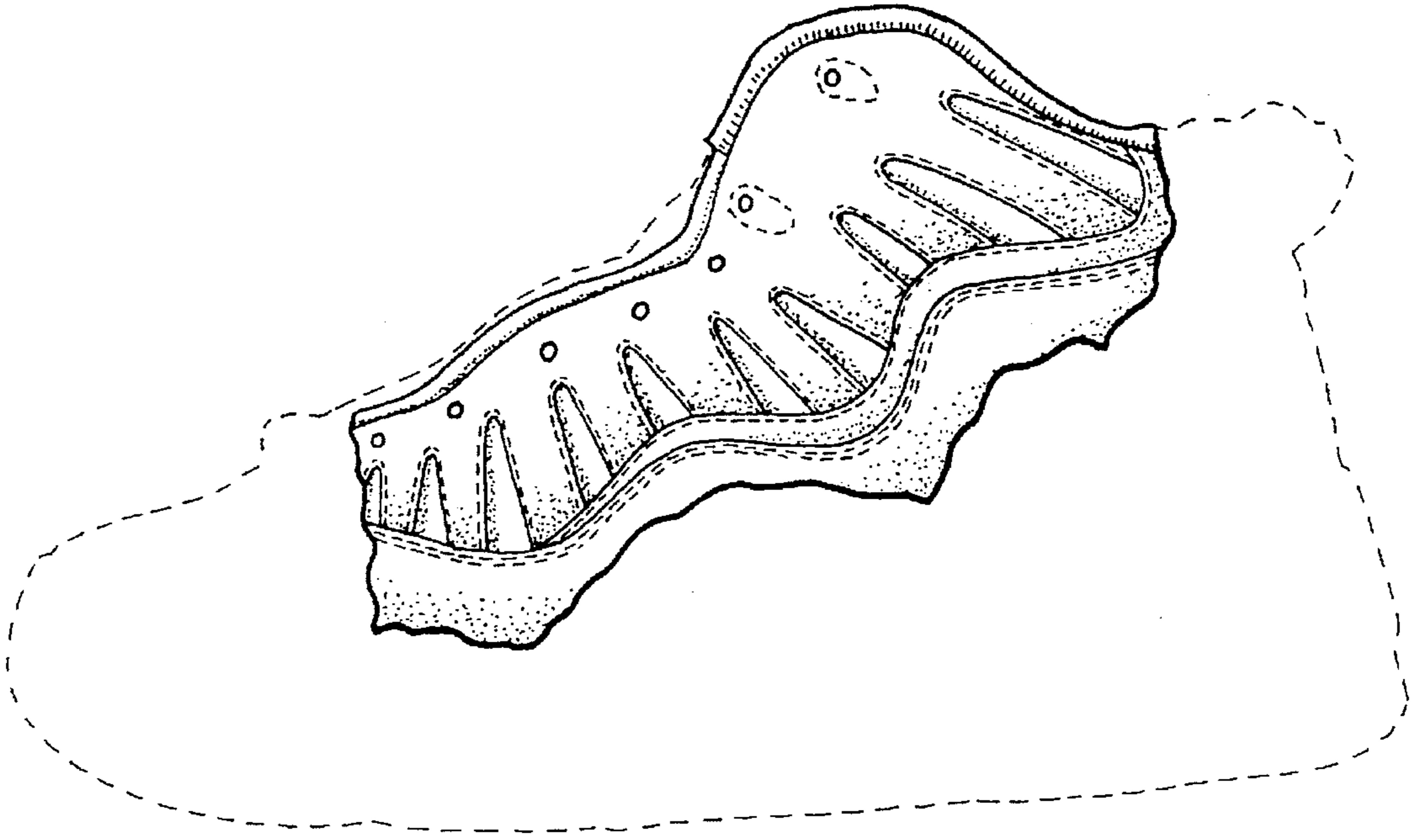


FIG. 1

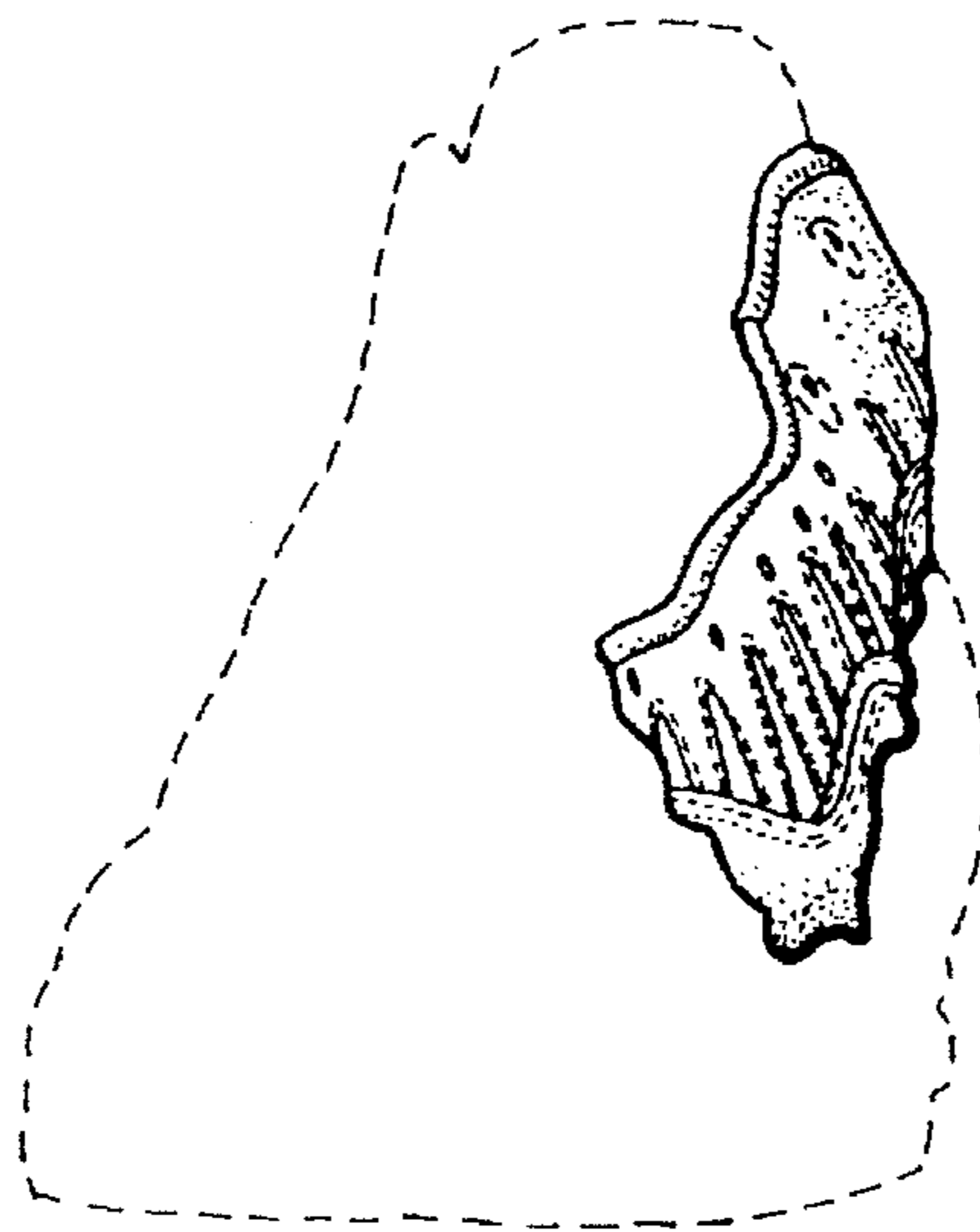


FIG. 2

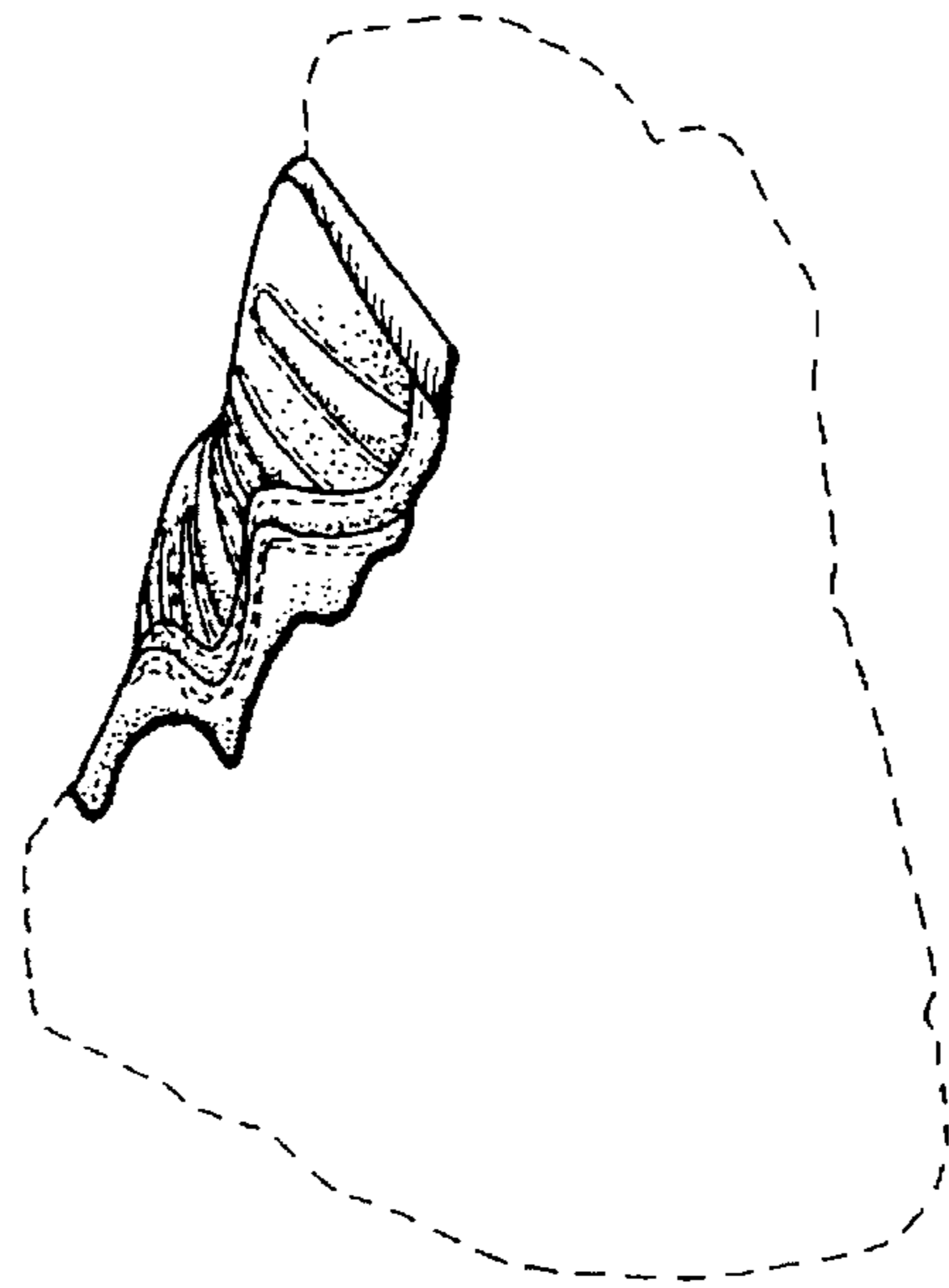


FIG. 3

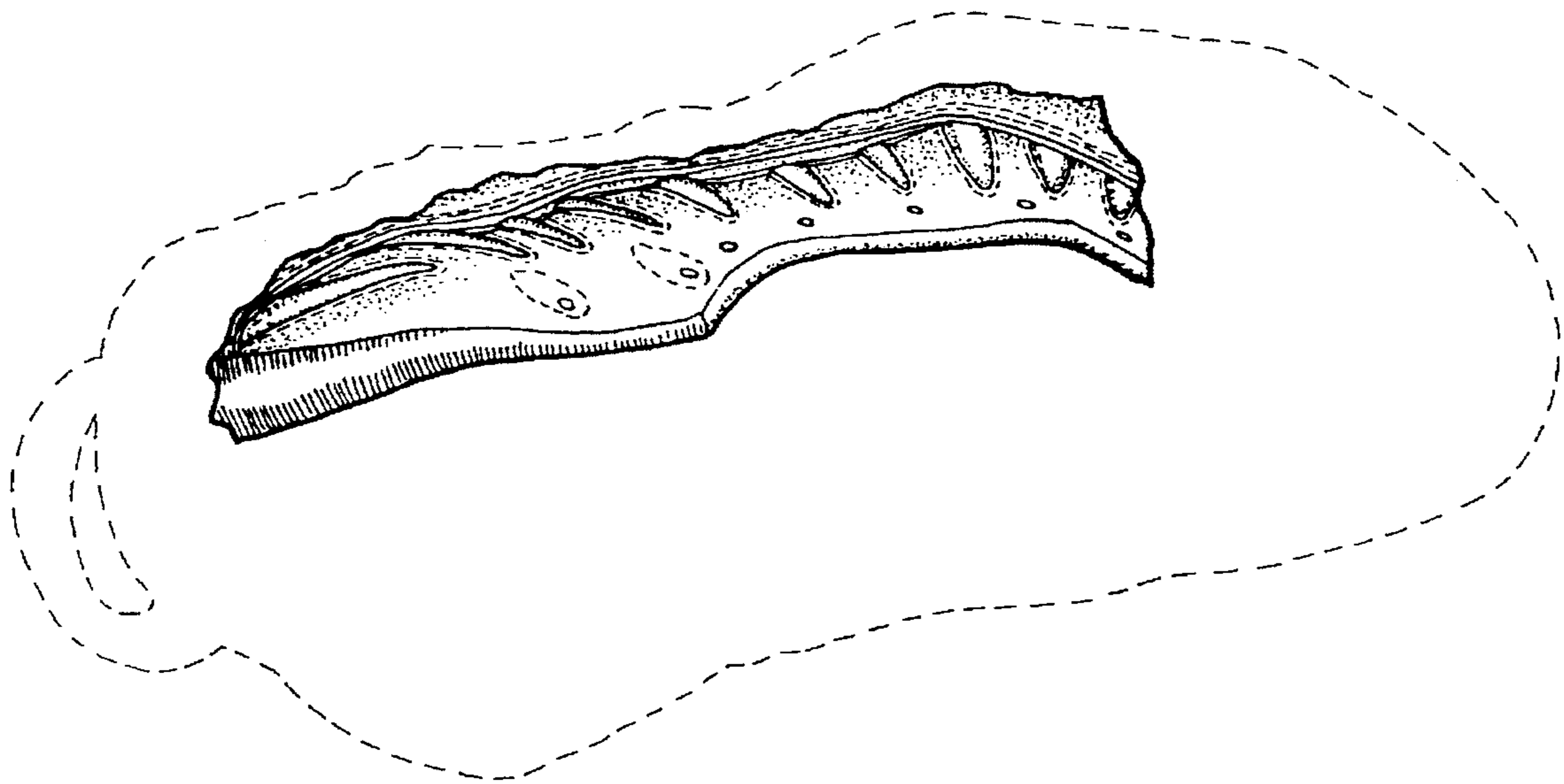


FIG. 4