



US00D382694S

**United States Patent** [19]  
**Worthington**

[11] **Patent Number: Des. 382,694**

[45] **Date of Patent: \*\*Aug. 26, 1997**

[54] **SIDE ELEMENT OF A SHOE UPPER**

[75] **Inventor: William J. Worthington, Portland, Oreg.**

[73] **Assignee: Nike, Inc., Beaverton, Oreg.**

[\*\*] **Term: 14 Years**

[21] **Appl. No.: 49,720**

[22] **Filed: Jan. 29, 1996**

[51] **LOC (6) Cl. .... 02-99**

[52] **U.S. Cl. .... D2/972**

[58] **Field of Search** ..... D2/902, 969, 970,  
D2/972, 912, 944; 36/45, 48, 50.1, 114;  
24/712, 713.2, 713.3, 713.9

[56] **References Cited**

**U.S. PATENT DOCUMENTS**

- D. 345,246 3/1994 Greene .
- D. 351,275 10/1994 Hatfield et al. .
- D. 362,112 9/1995 Avar .
- D. 362,953 10/1995 Greene .
- D. 364,499 11/1995 Avar .

- D. 365,201 12/1995 Avar ..... D2/970
- D. 368,578 4/1996 Smith ..... D2/969
- D. 369,896 5/1996 Banik ..... D2/969

**OTHER PUBLICATIONS**

NIKE Spring 1996 Footwear Catalog, published Jun. 1995, pp. 12, 41 and 43.

*Primary Examiner*—Dominic Simone  
*Attorney, Agent, or Firm*—Banner & Witcoff, Ltd.

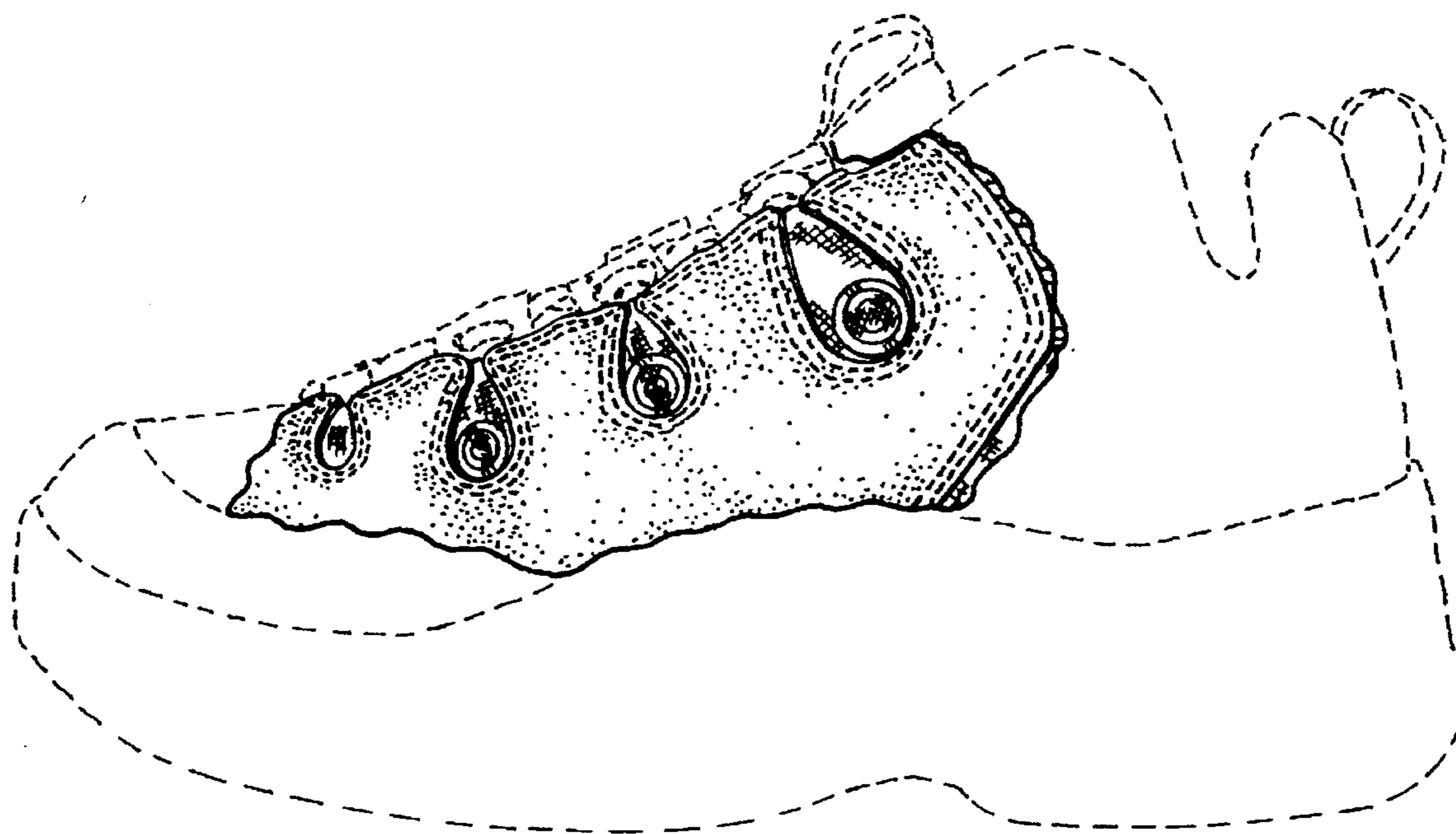
[57] **CLAIM**

The ornamental design for a side element of a shoe upper, as shown and described.

**DESCRIPTION**

FIG. 1 is a side elevational view of a side element of shoe upper showing my new design;  
FIG. 2 is a top plan view thereof; and,  
FIG. 3 is a front elevational view thereof.  
The broken line showing of a shoe in FIGS. 1-3 is for illustrative purposes only and forms no part of the claimed design.

**1 Claim, 2 Drawing Sheets**



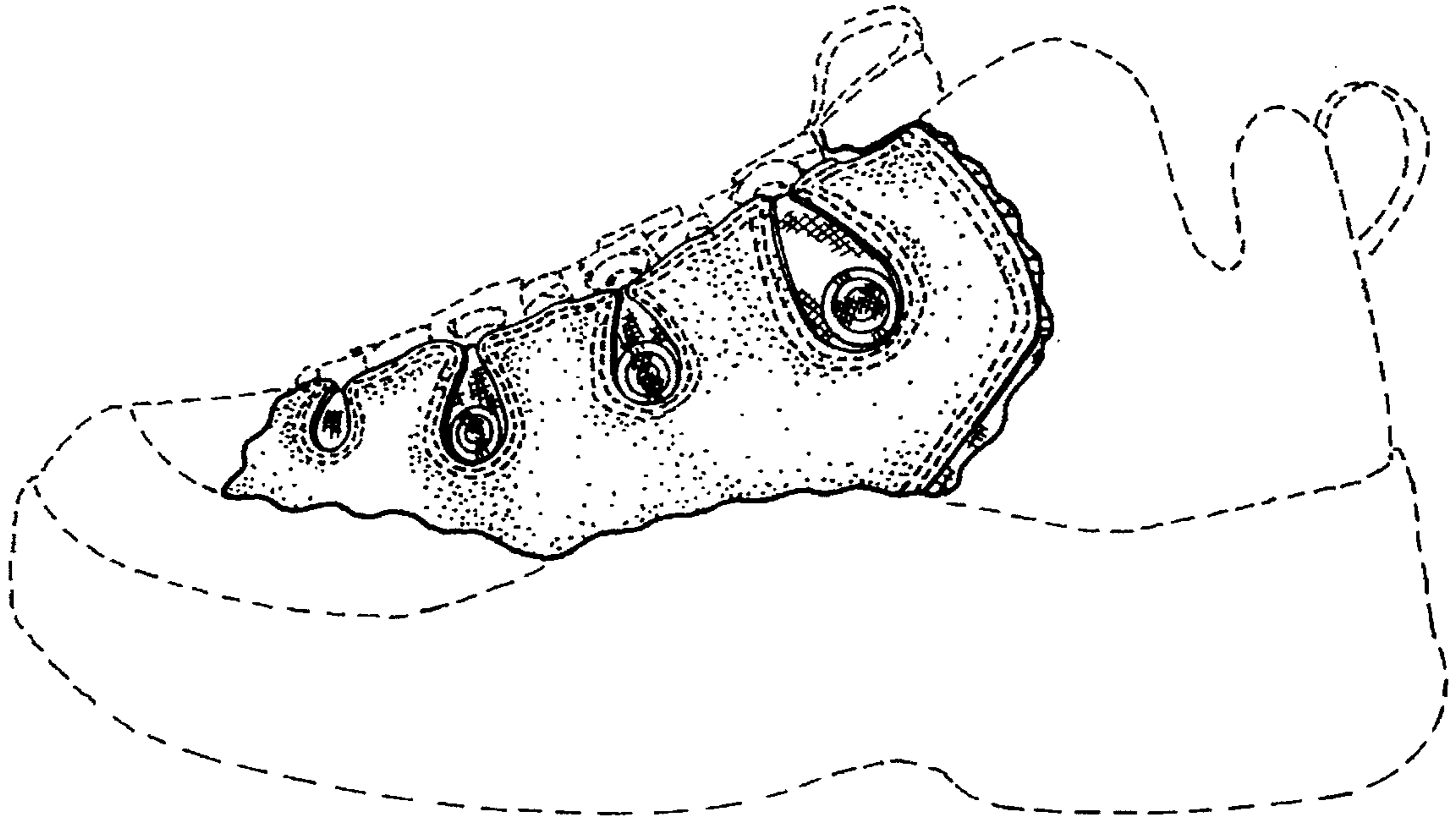


FIG. 1

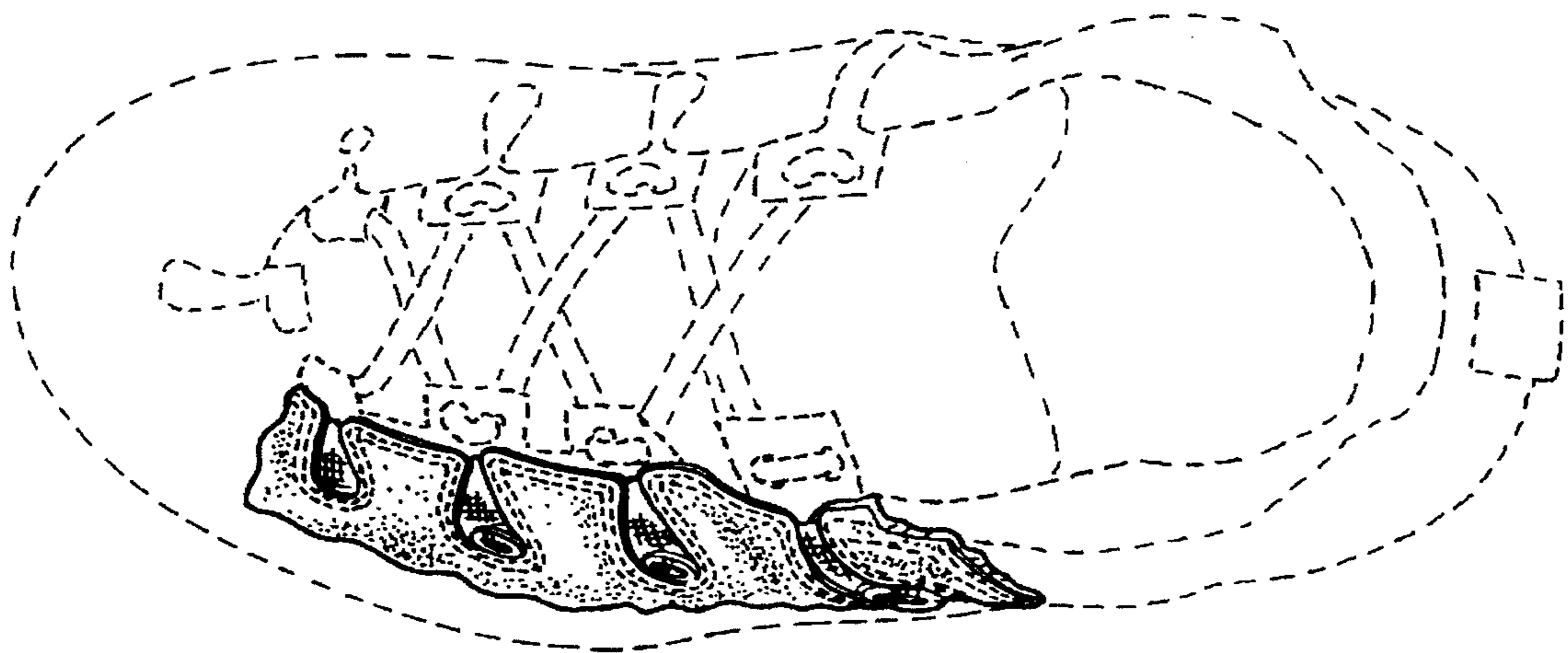


FIG. 2

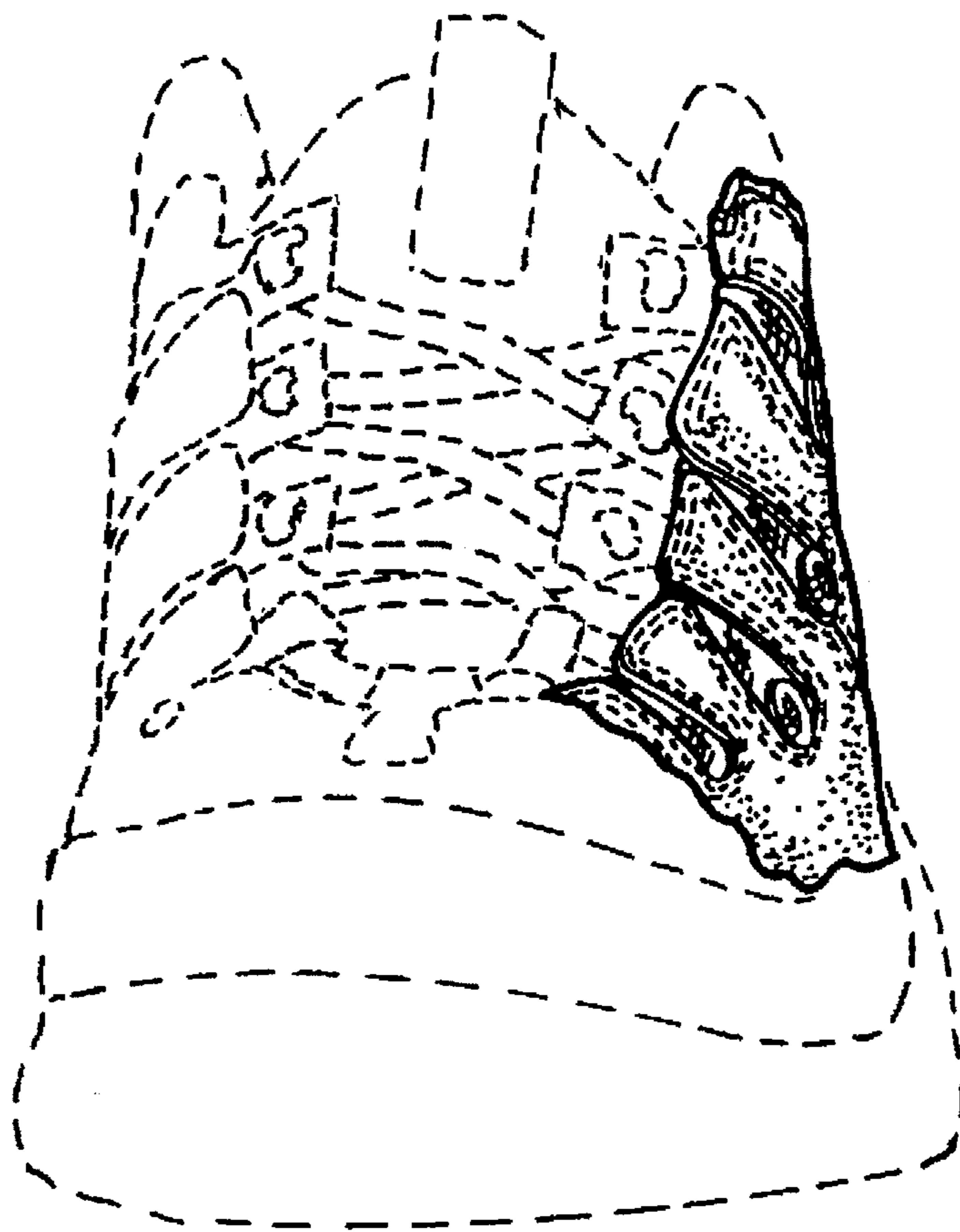


FIG. 3