



US00D382668S

United States Patent [19]
Dolan

[11] **Patent Number: Des. 382,668**

[45] **Date of Patent: **Aug. 19, 1997**

[54] **DENTAL FLOSS SACHET**

[75] **Inventor: John W. Dolan**, Boothwyn, Pa.

[73] **Assignee: W. L. Gore & Associates, Inc.**,
Newark, Del.

[**] **Term: 14 Years**

[21] **Appl. No.: 43,896**

[22] **Filed: Sep. 14, 1995**

[51] **LOC (6) Cl. 24-99**

[52] **U.S. Cl. D28/64; D9/306**

[58] **Field of Search** D28/64, 73, 76,
D28/77, 85, 86, 87; D19/3, 1; D3/303,
904, 254, 226; D9/306, 346, 415; 206/63.3,
63.5, 308.1, 308.3, 312; 229/68.1, 80, 76,
82, 84; 132/321, 323; D20/10, 22-27, 40

[56] **References Cited**

U.S. PATENT DOCUMENTS

D. 206,249	11/1966	Seaver	D9/306
D. 234,472	3/1975	Fosher	D20/10 X
D. 297,618	9/1988	Silverman	D9/306
D. 309,959	8/1990	Endelson et al.	D28/64
D. 339,426	9/1993	Spencer, Jr.		
D. 358,429	5/1995	Ely	D20/27
D. 365,422	12/1995	Hallam	D28/64
D. 372,046	7/1996	Gribson	D9/306 X
385,197	6/1888	Nolley	229/68.1
3,094,209	6/1963	Krupp		
3,280,971	10/1966	Regan, Jr.	206/63.3
4,712,572	12/1987	Hovel, III		
4,807,752	2/1989	Chodorow		
4,852,728	8/1989	Court		
4,936,769	6/1990	Schoenleber	229/68.1 X
4,972,946	11/1990	Whittaker		
4,986,289	1/1991	McWhorter		
5,024,324	6/1991	Whittaker		
5,129,511	7/1992	Brown et al.	206/63.3
5,156,311	10/1992	Spencer, Jr. et al.		
5,249,674	10/1993	Lepie		

Primary Examiner—Kay H. Chin
Attorney, Agent, or Firm—Victor M. Genco, Jr.

[57] **CLAIM**

The ornamental design for a dental floss sachet, as shown and described.

DESCRIPTION

FIG. 1 is a front elevational view of a dental floss sachet showing my new design;
 FIG. 2 is a top view thereof;
 FIG. 3 is a bottom view thereof;
 FIG. 4 is a right side view thereof which is a mirror image of a left side view thereof (not shown);
 FIG. 5 is a rear elevational view thereof;
 FIG. 6 is a front elevational view thereof, with a front cover portion disposed in an open position;
 FIG. 7 is a right side view of the dental floss sachet shown in FIG. 6, wherein the right side is a mirror image of a left side view thereof (not shown);
 FIG. 8 is a rear elevational view is of the dental floss sachet shown in FIG. 6;
 FIG. 9 is a top view of the dental floss sachet shown in FIG. 6;
 FIG. 10 is a bottom view of the dental floss sachet shown in FIG. 6;
 FIG. 11 is a front elevational view of the dental floss sachet of FIG. 1 shown in an unfolded condition;
 FIG. 12 is a right side view of the dental floss sachet shown in FIG. 11, wherein the right side is a mirror image of a left side view thereof (not shown);
 FIG. 13 is a rear elevational view of the dental floss sachet shown in FIG. 11; and,
 FIG. 14 is a top view of the dental floss sachet shown in FIG. 11, wherein the top view is a mirror image of a bottom view thereof (not shown).
 Elements shown in dotted lines are for illustrative purposes only and form no part of the claimed design.

1 Claim, 3 Drawing Sheets

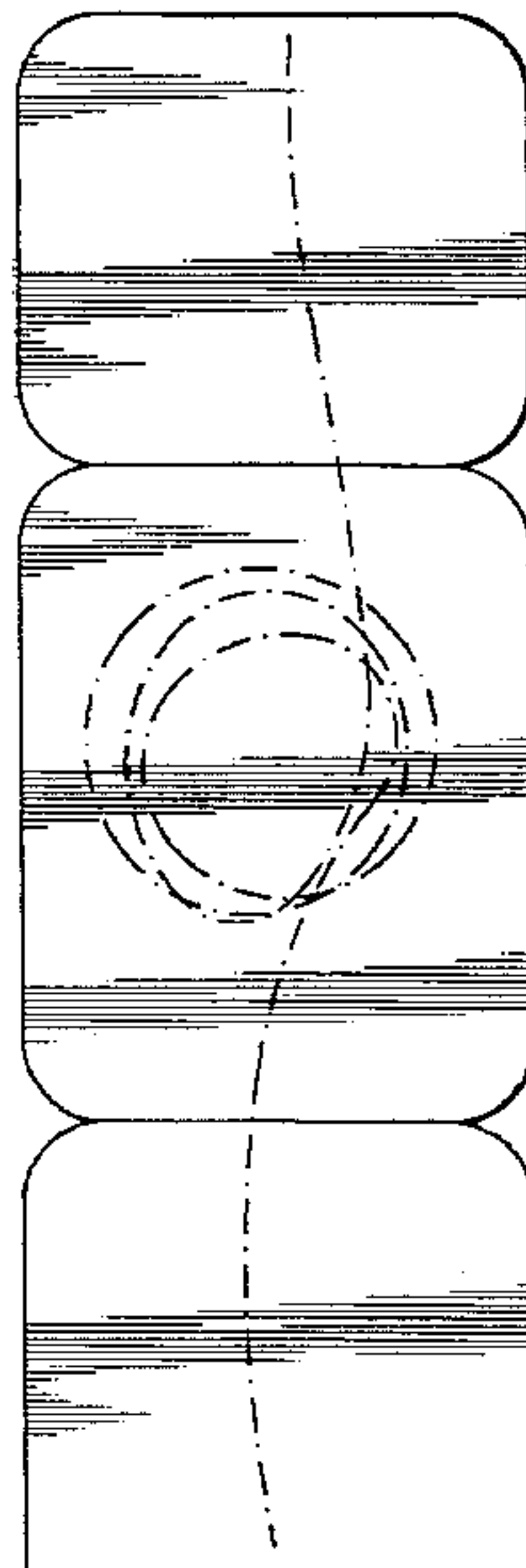




Fig. 2

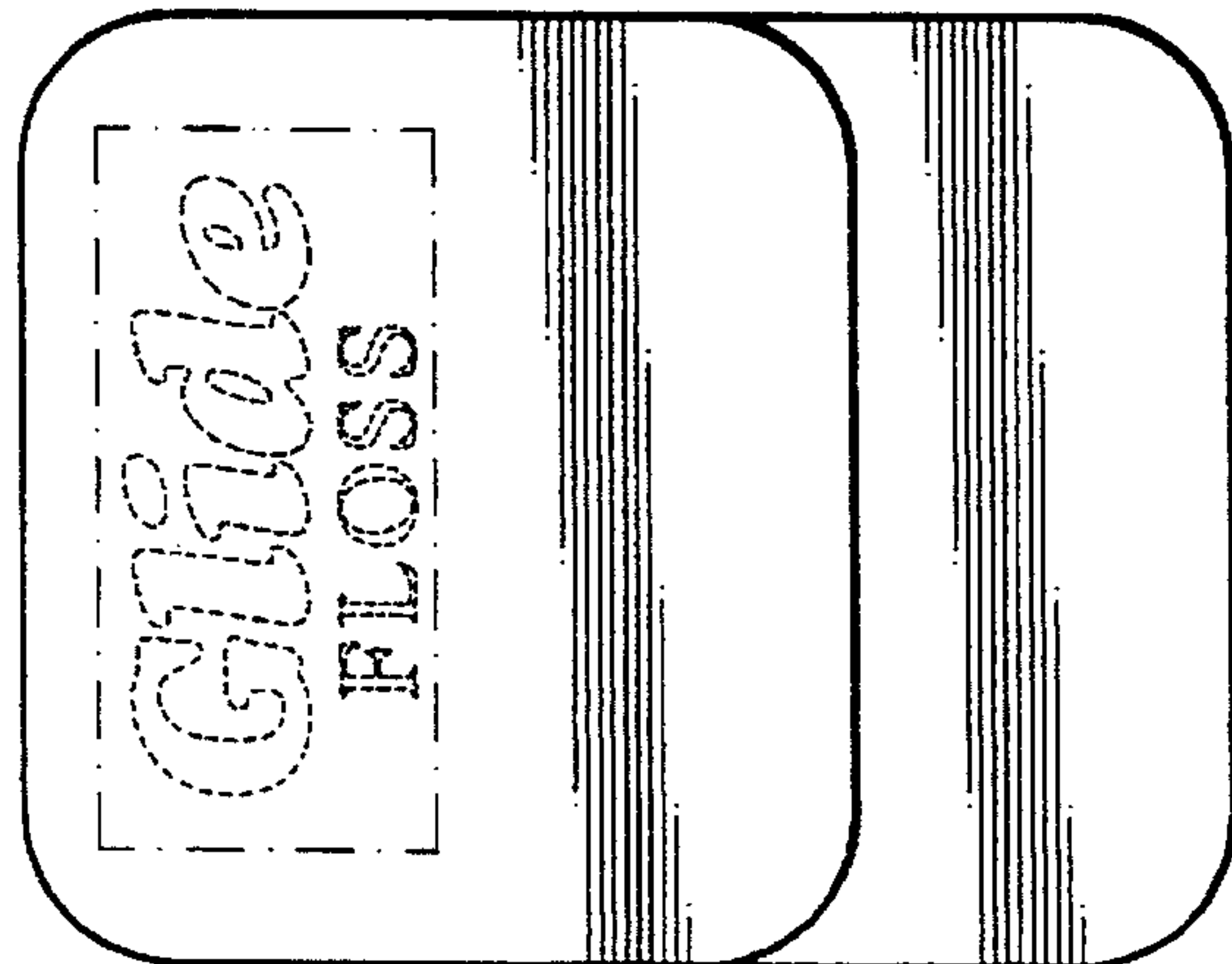


Fig. 1



Fig. 4

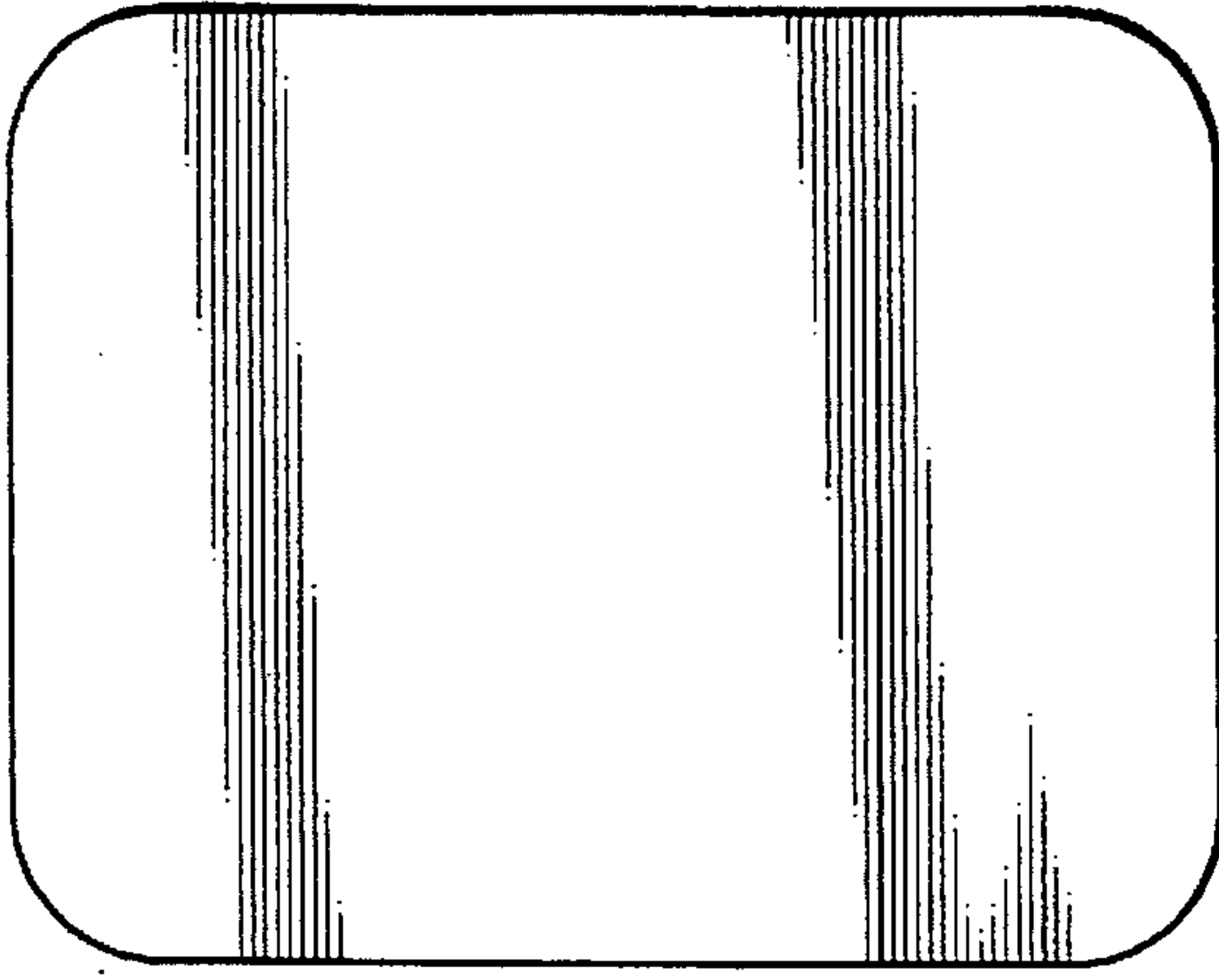


Fig. 5



Fig. 3

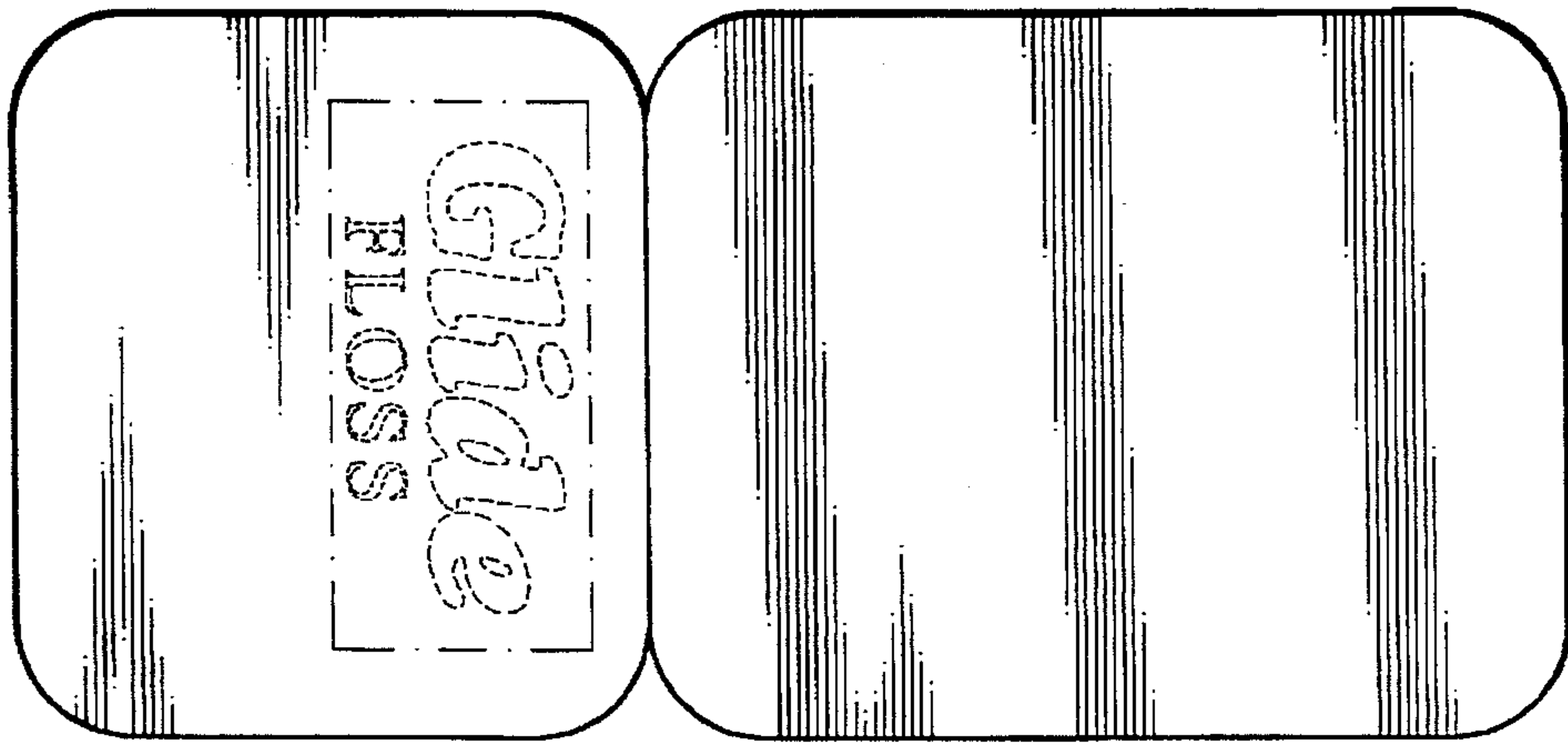


Fig. 8



Fig. 7

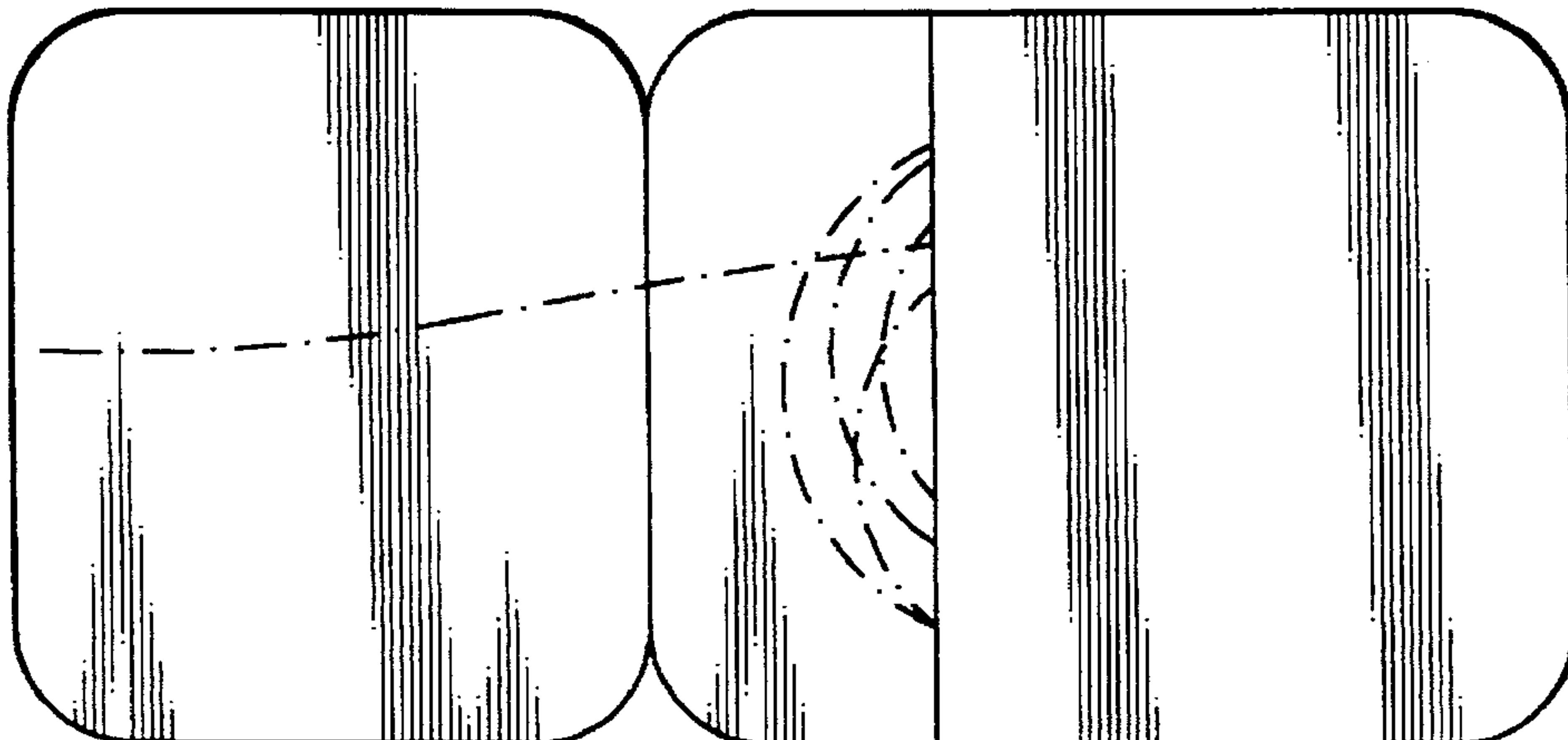


Fig. 6



Fig. 9



Fig. 10

Fig. 14

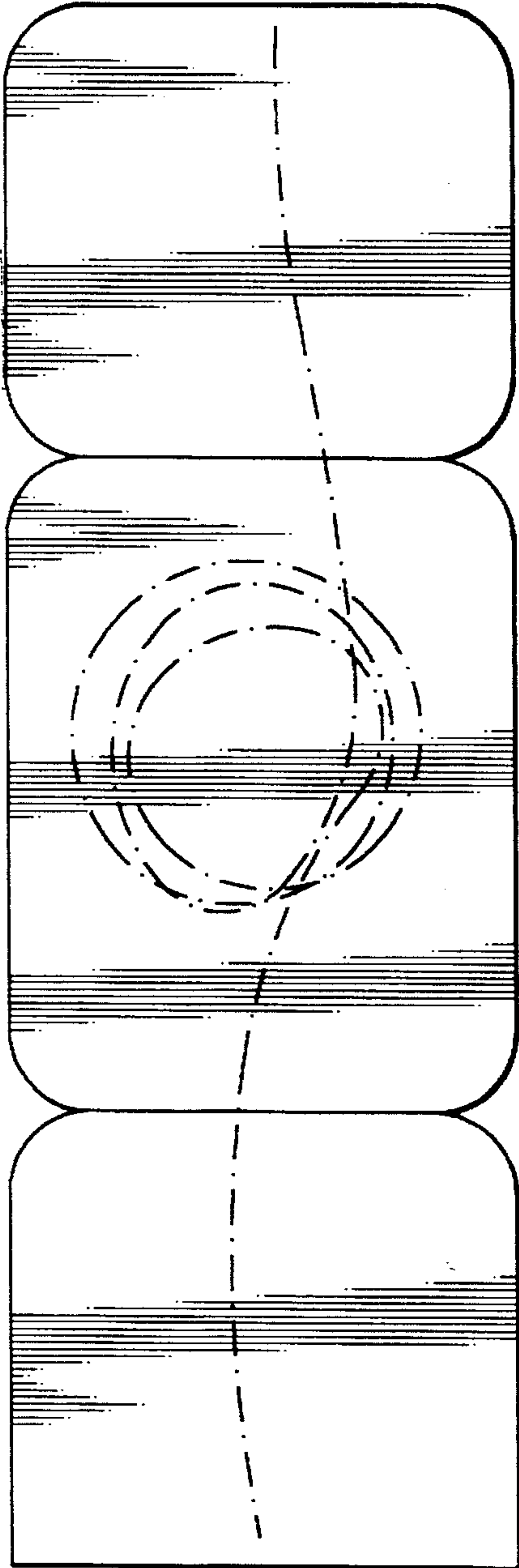


Fig. 11

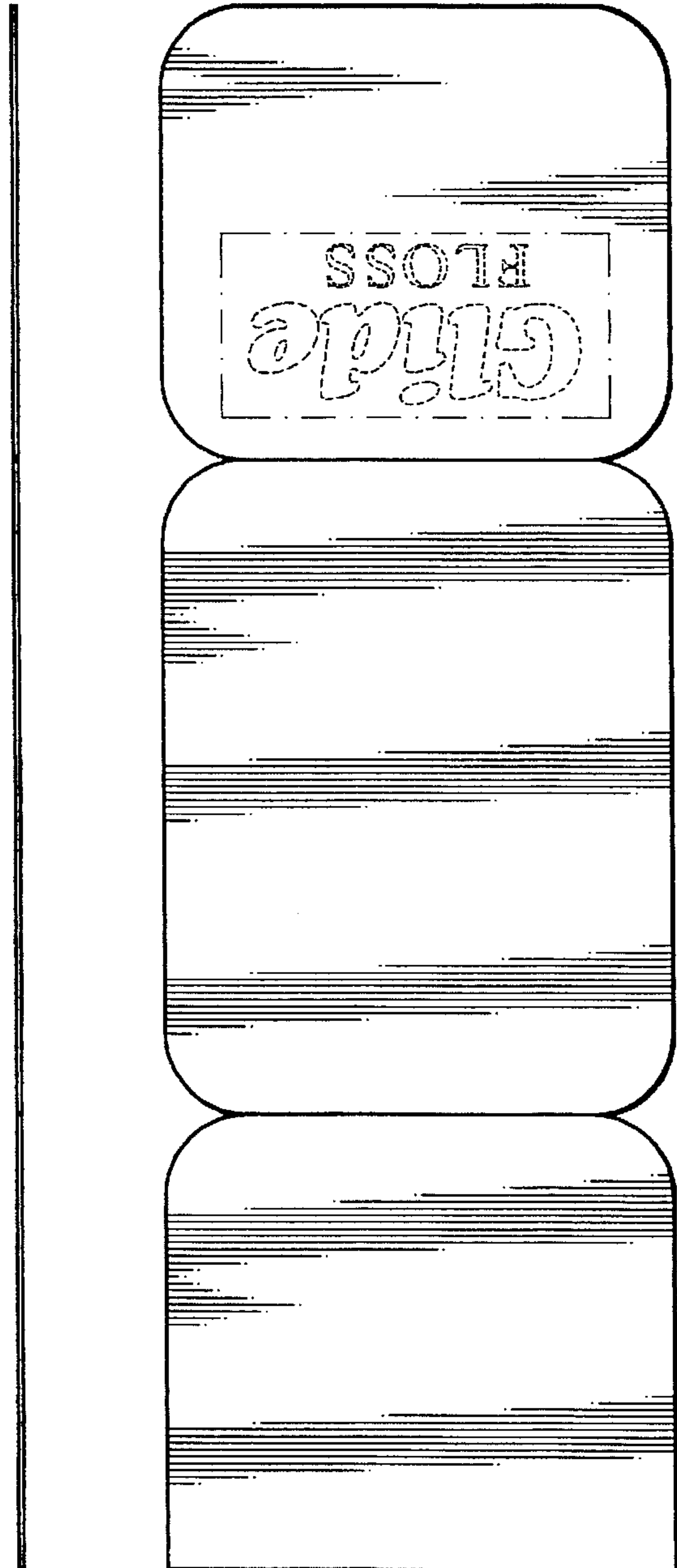


Fig. 12

Fig. 13