

US00D382660S

# United States Patent [19]

Lewis

[11] Patent Number: **Des. 382,660**

[45] Date of Patent: **\*\*Aug. 19, 1997**

## [54] COMBINED LAMP AND TABLE

[76] Inventor: **Sally Sirkin Lewis**, 715 N. Canon Dr., Beverly Hills, Calif. 90210

[\*\*] Term: **14 Years**

[21] Appl. No.: **53,228**

[22] Filed: **Apr. 17, 1996**

### Related U.S. Application Data

[62] Division of Ser. No. 41,825, Mar. 11, 1996, Pat. No. Des. 375,380.

[51] LOC (6) Cl. .... **26-05**

[52] U.S. Cl. .... **D26/58; D6/399; D26/111**

[58] Field of Search ..... D26/93, 101-112, D26/58, 51; 362/410-414, 127, 134; D6/399

### [56] References Cited

#### U.S. PATENT DOCUMENTS

D. 356,182 3/1995 Benghozi ..... D26/111

#### OTHER PUBLICATIONS

Better Design, Jun. 1952, p. 24, Heifetz Co. Combination Floor Lamp & Table.

Speer Collectibles Lamps & Decorative Accessories Catalog, p. 98, Floor Lamp #7978.

Sunset-Richards Lighting Catalog, p. 5, Combined Floor Lamp & Table #XF5076.

*Primary Examiner*—Susan J. Lucas

*Attorney, Agent, or Firm*—Marvin H. Kleinberg; Arant, Kleinberg, Lerner & Ram, LLP

### [57] CLAIM

The ornamental design for a combined lamp and table, as shown and described.

### DESCRIPTION

FIG. 1 is a front view of the combined lamp and table of the present invention;

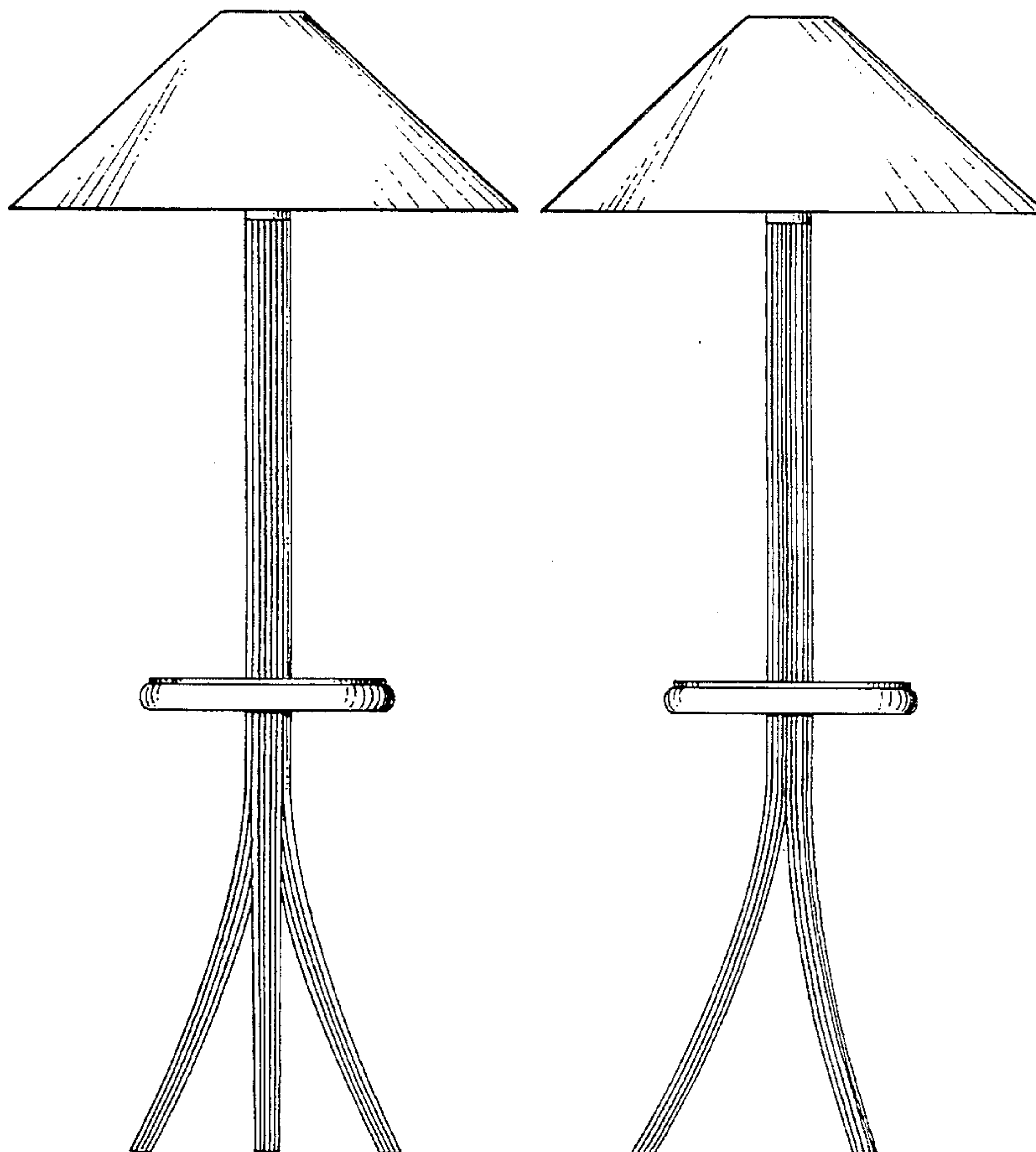
FIG. 2 is a top view of the combined lamp and table of FIG. 1;

FIG. 3 is a bottom view of the combined lamp and table of FIG. 1; and,

FIG. 4 is a side view of the combined lamp and table of FIG. 1.

The rear of the lamp is identical to the front except for the orientation of the tripartite legs.

**1 Claim, 2 Drawing Sheets**



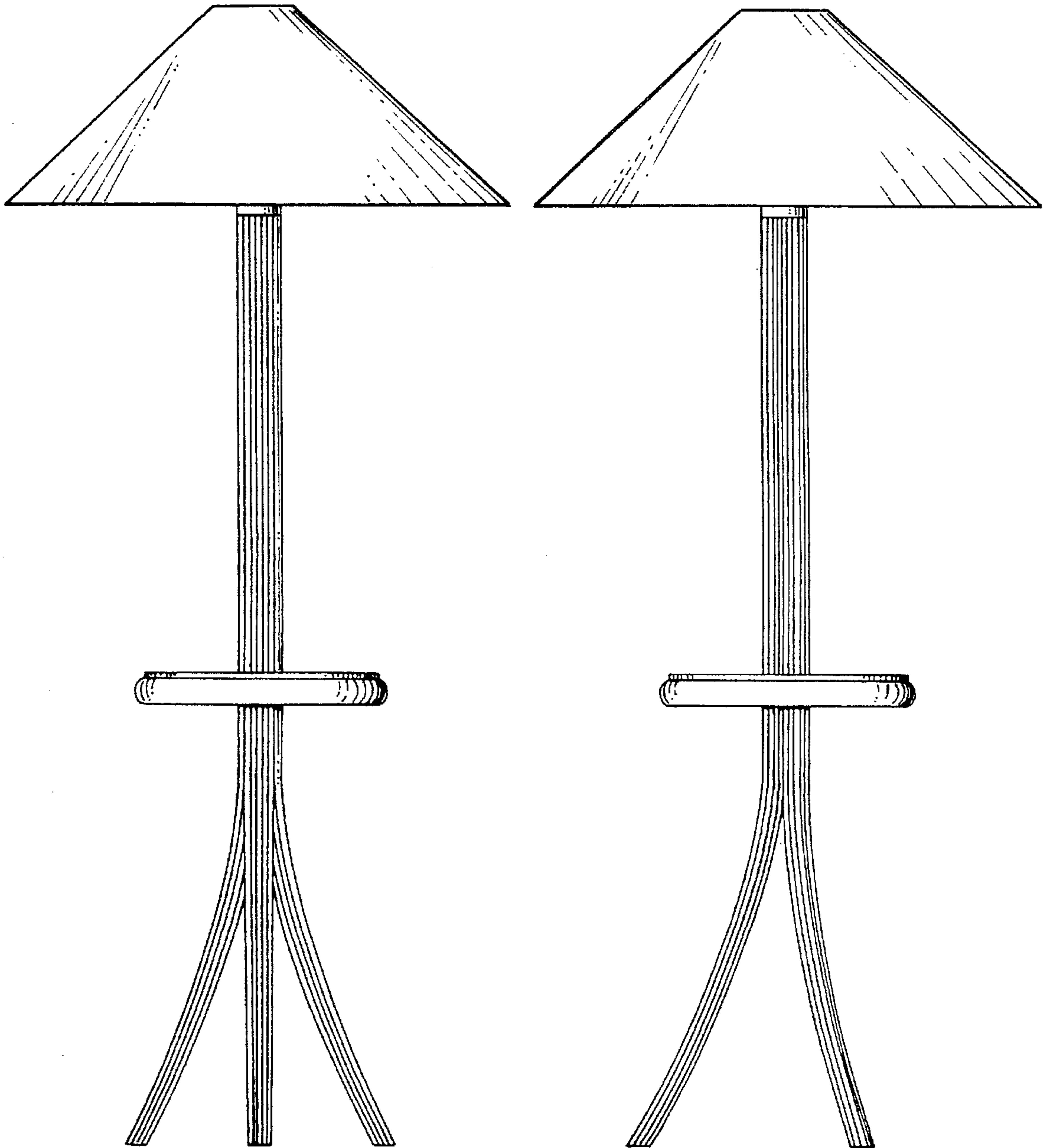


FIG. 1

FIG. 4

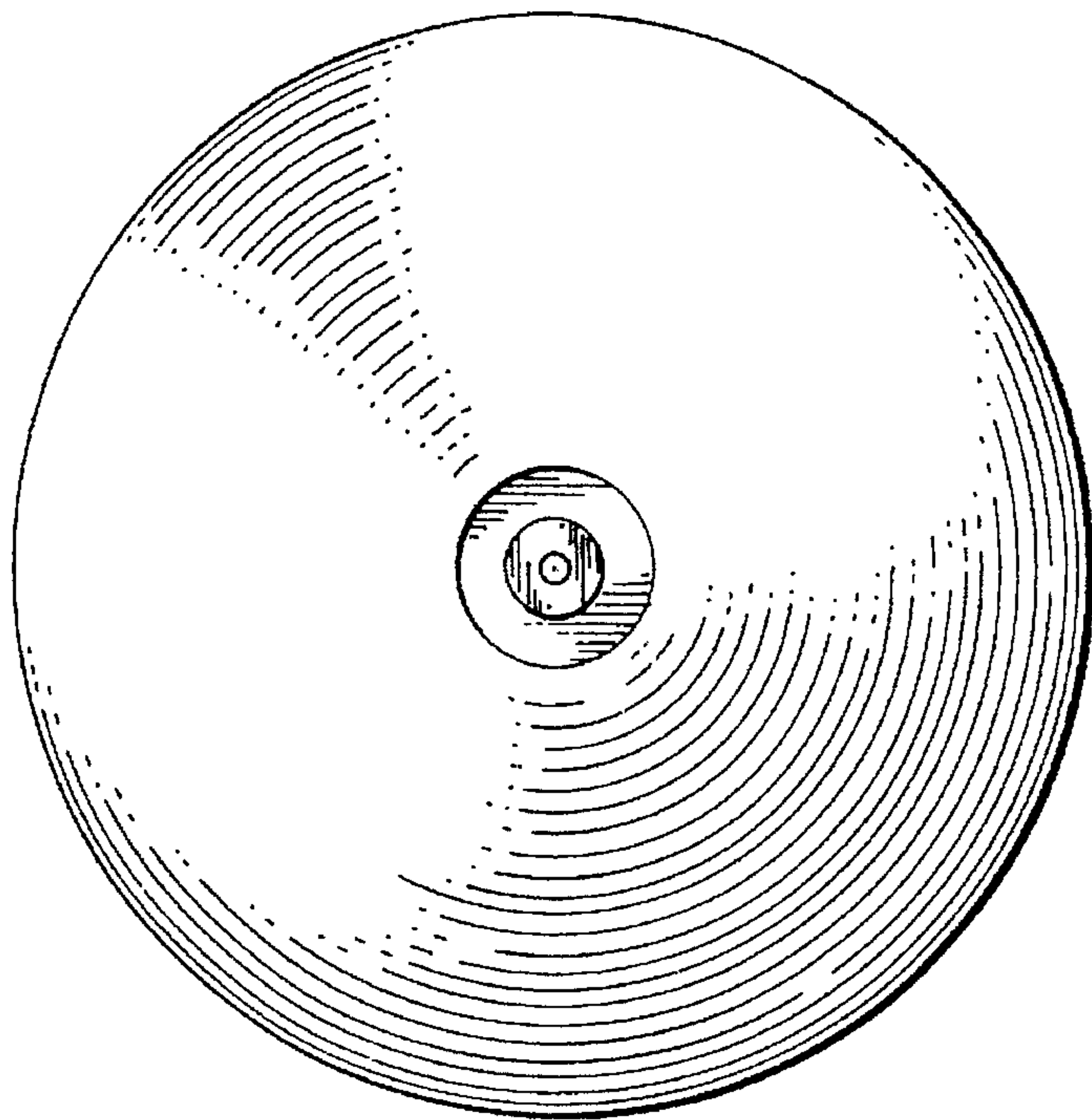


FIG. 2

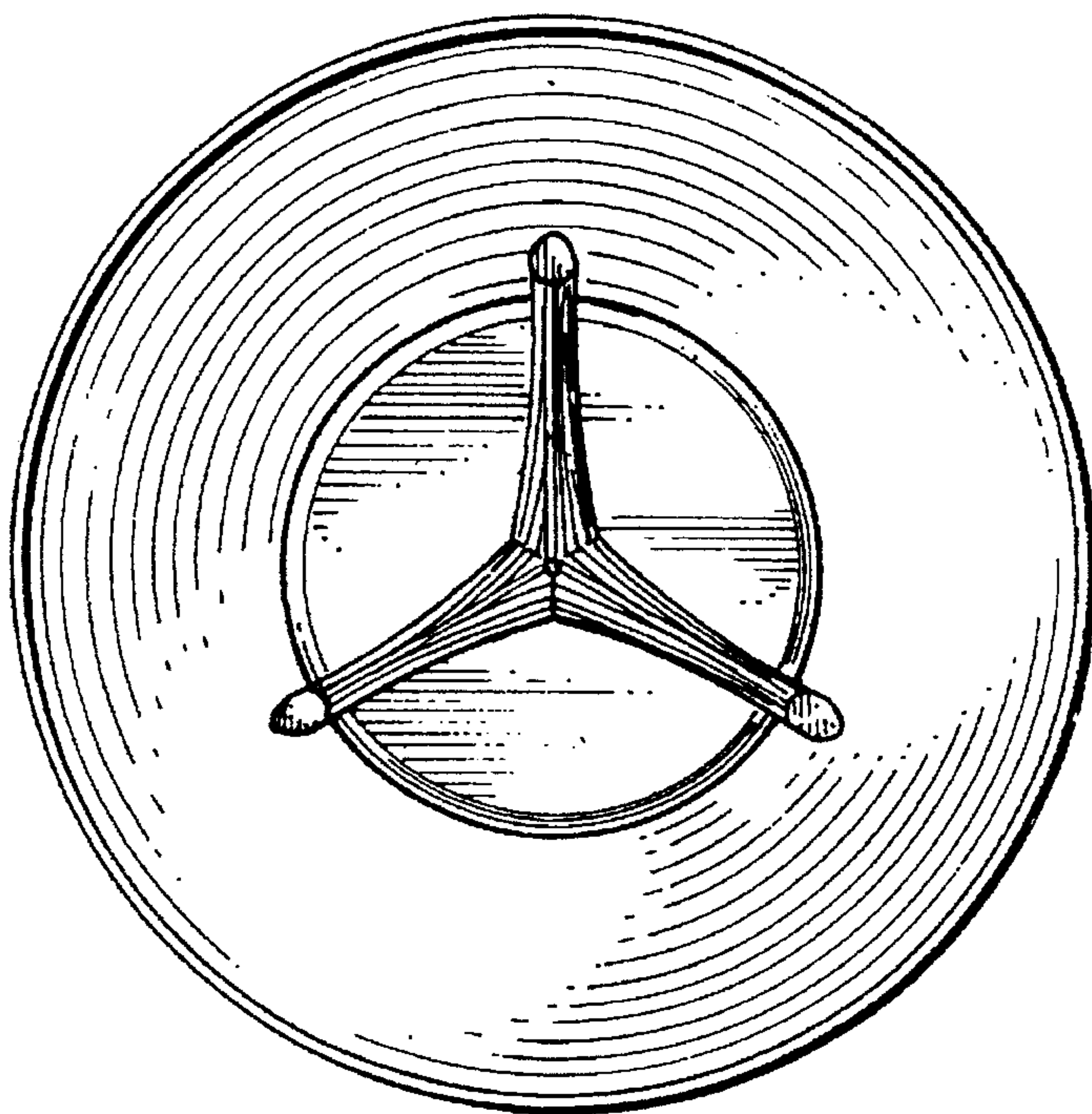


FIG. 3