



US00D382656S

United States Patent [19]

[11] Patent Number: **Des. 382,656**

Yemini

[45] Date of Patent: ****Aug. 19, 1997**

[54] **INTERLOCKING LAWN EDGING**

Primary Examiner—Doris Clark
Attorney, Agent, or Firm—Mark M. Friedman

[75] Inventor: **Zvi Yemini**, Tel Aviv, Israel

[57] **CLAIM**

[73] Assignee: **Zag Ltd.**, Haayin, Israel

The ornamental design for an interlocking lawn edging, as shown.

[**] Term: **14 Years**

DESCRIPTION

[21] Appl. No.: **52,431**

FIG. 1 is a front view of an interlocking lawn edging showing my new design;

[22] Filed: **Mar. 29, 1996**

FIG. 2 is a left side view of an interlocking lawn edging showing my new design;

[51] LOC (6) Cl. **25-99**

[52] U.S. Cl. **D25/164**

FIG. 3 is a right side view of an interlocking lawn edging showing my new design;

[58] Field of Search D25/119, 164;
47/33; 52/102

FIG. 4 is a top view of an interlocking lawn edging showing my new design;

[56] **References Cited**

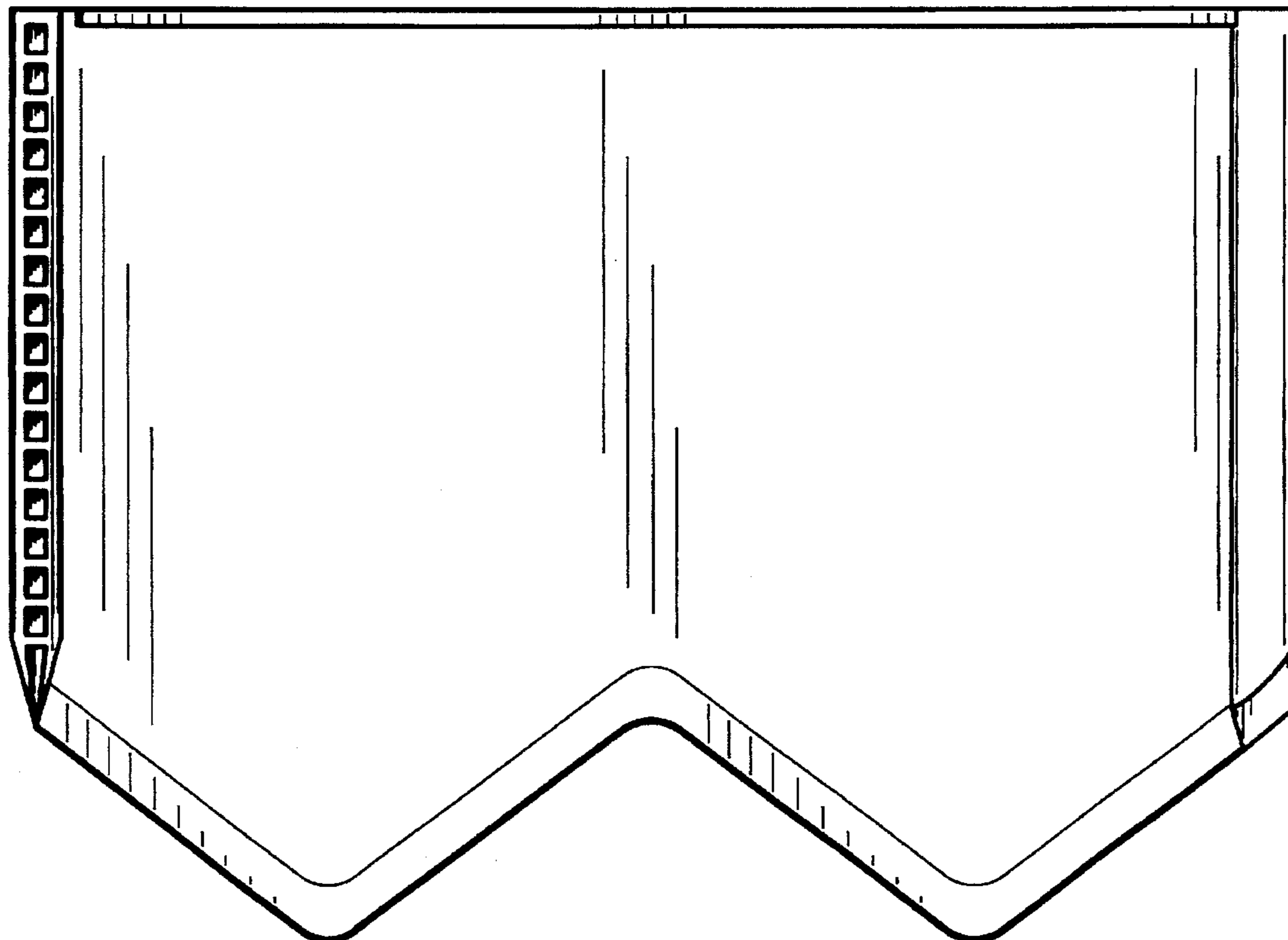
U.S. PATENT DOCUMENTS

D. 361,853	8/1995	Northrop	D25/164
1,843,108	2/1932	Clayden	47/33
2,877,600	3/1959	Slate	47/33
3,415,013	12/1968	Galbraith	47/33

FIG. 5 is a rear view of an interlocking lawn edging showing my new design; and,

FIG. 6 is a bottom view of an interlocking lawn edging showing my new design.

1 Claim, 2 Drawing Sheets



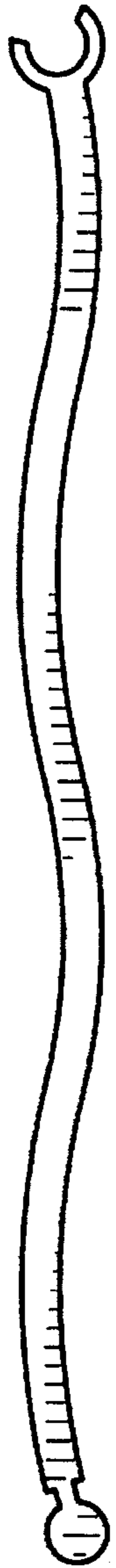


FIG. 4




FIG. 1




FIG. 3

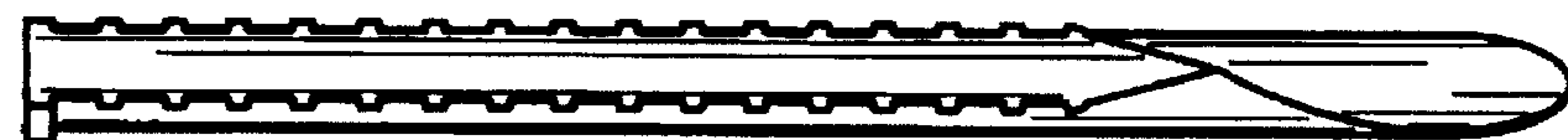


FIG. 2

FIG. 5

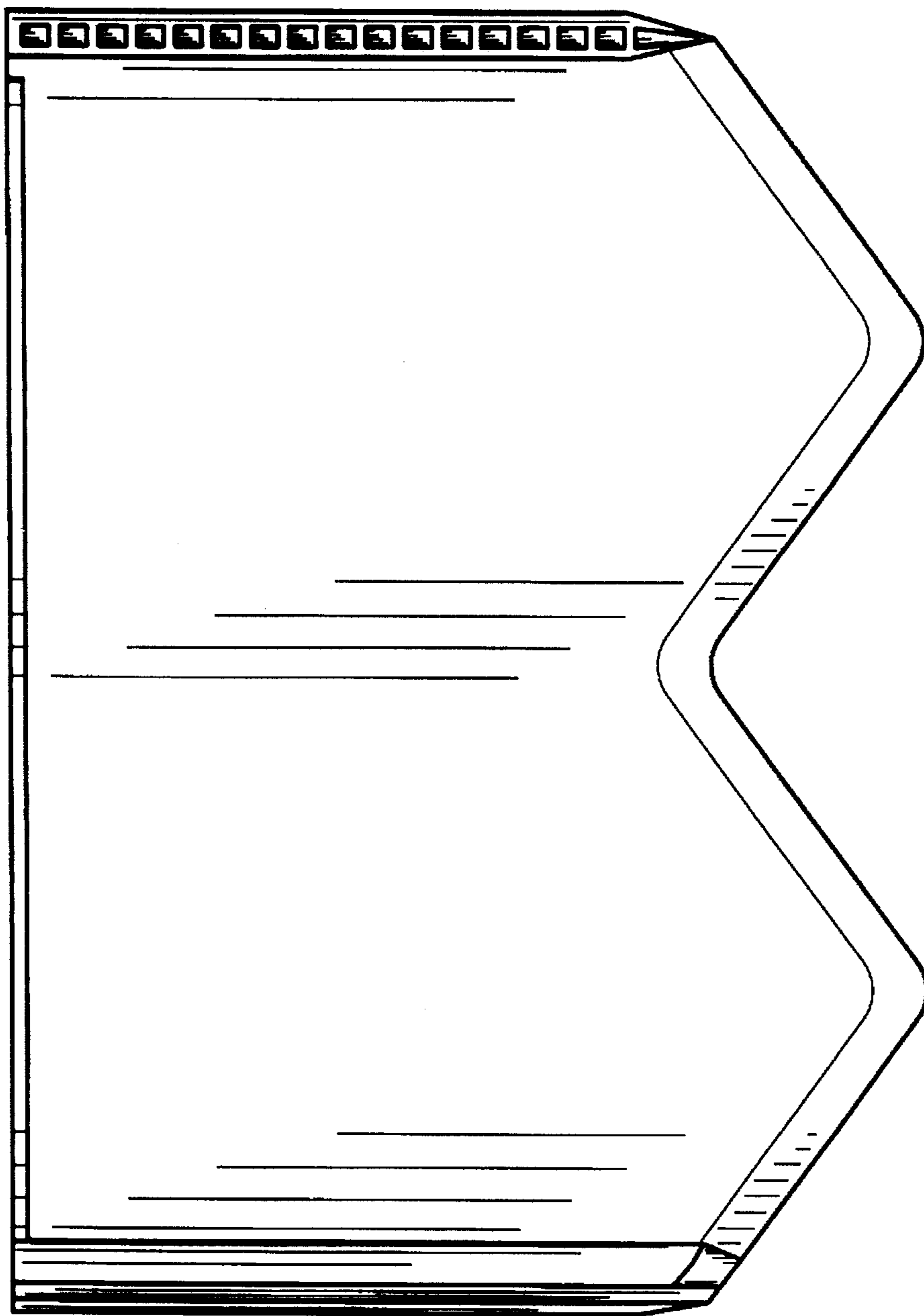


FIG. 6

