



US00D382645S

United States Patent [19]

[11] Patent Number: **Des. 382,645**

Bergeron

[45] Date of Patent: ****Aug. 19, 1997**

[54] **HAND WAND FOR MASSAGING APPARATUS**

Primary Examiner—Stella Reid
Attorney, Agent, or Firm—Jeffrey G. Sheldon; Sheldon & Mak, Inc.

[75] Inventor: **Gregory Bergeron**, La Habra, Calif.

[57] **CLAIM**

[73] Assignee: **JB Research, Inc.**, Bellflower, Calif.

The ornamental design for a hand wand for massaging apparatus, as shown and described.

[**] Term: **14 Years**

DESCRIPTION

[21] Appl. No.: **53,293**

FIG. 1 is a perspective view of a hand wand showing my new design;

[22] Filed: **Apr. 21, 1996**

FIG. 2 is a view of the front of the hand wand shown in FIG. 1;

[51] LOC (6) Cl. **24-02**

[52] U.S. Cl. **D24/200**

[58] Field of Search **D24/200, 215, D24/214; 601/58, 54, 53, 49, 46, 80**

FIG. 3 is a top end view of the hand wand shown in FIG. 1; FIG. 4 is a view of the back of the hand wand shown in FIG. 1;

[56] **References Cited**

U.S. PATENT DOCUMENTS

D. 363,552	10/1995	Ted et al.	D24/200
D. 364,686	11/1995	Ted et al.	D24/200
D. 365,639	12/1995	Ted et al.	D24/200
2,917,043	12/1959	Murphy	601/58

FIG. 5 is a view of one side of the hand wand shown in FIG. 1; and,

FIG. 6 is a bottom end view of the hand wand shown in FIG. 1.

1 Claim, 2 Drawing Sheets

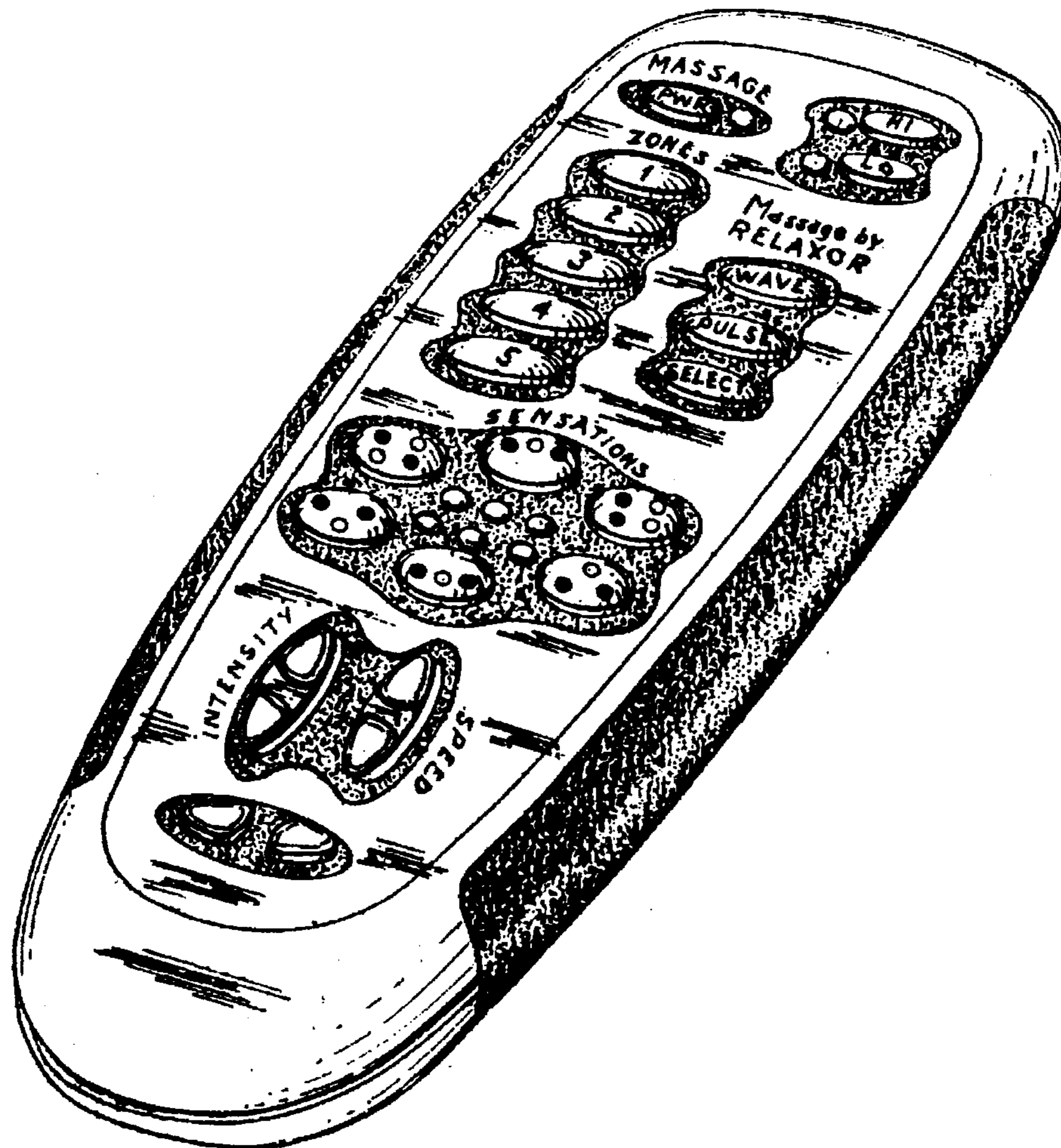


Fig. 1.

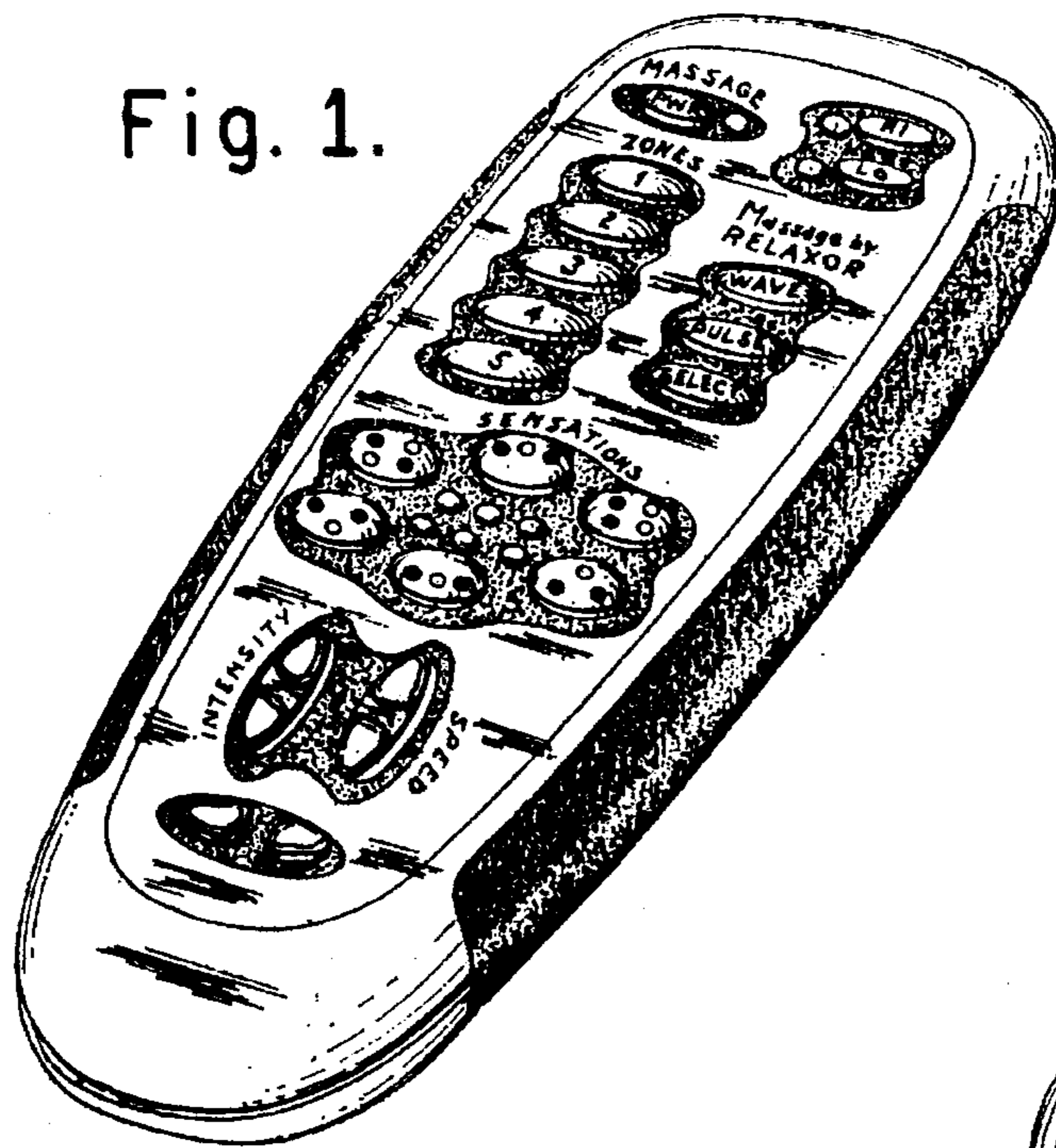


Fig. 2.

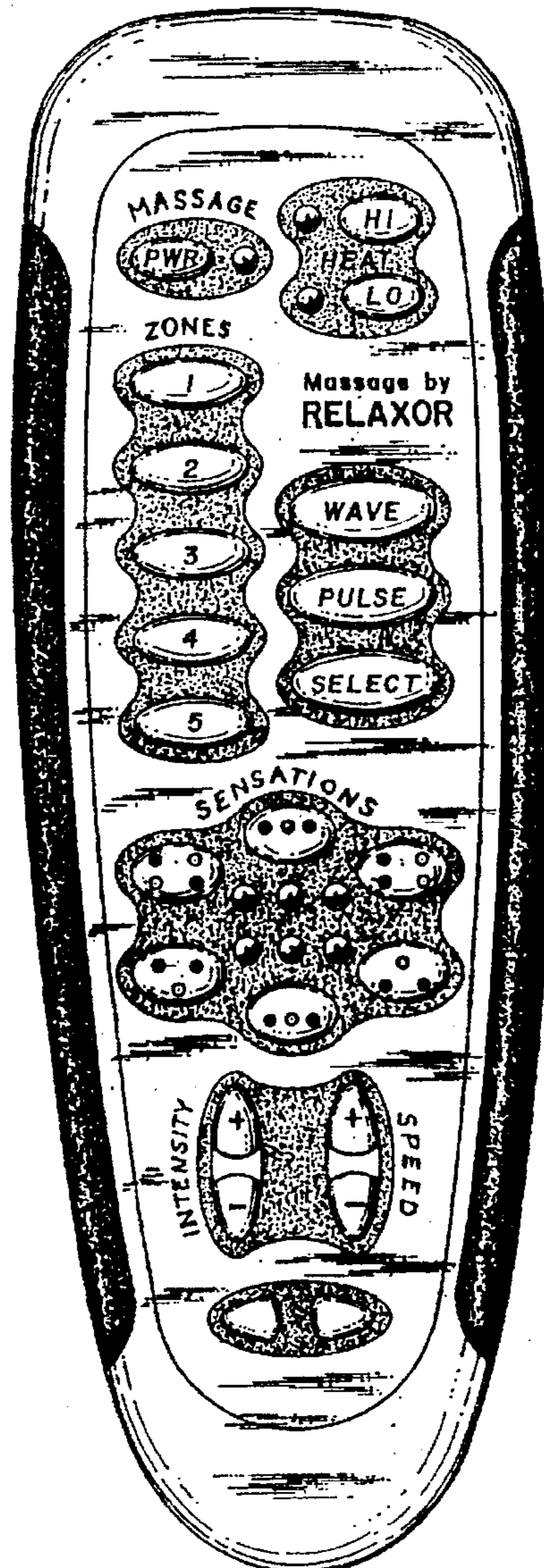


Fig. 3.




Fig. 4.

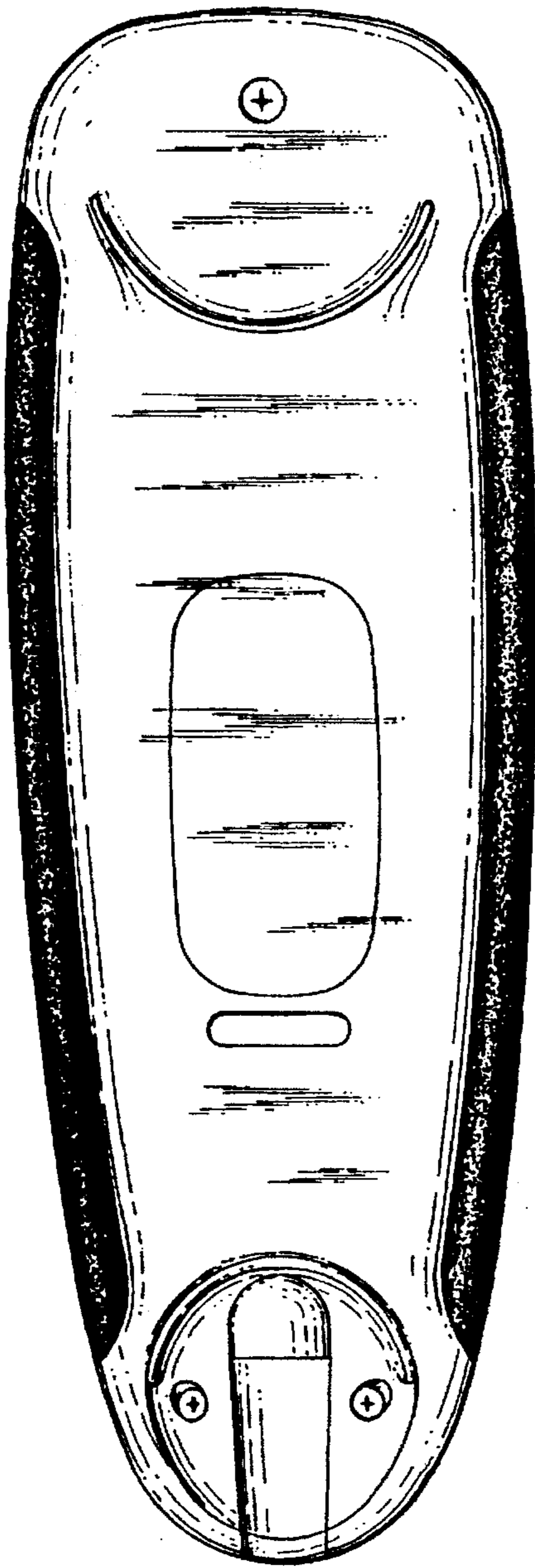


Fig. 5.




Fig. 6.

