



US00D382644S

**United States Patent** [19]  
**Chi**

[11] **Patent Number: Des. 382,644**

[45] **Date of Patent: \*\*Aug. 19, 1997**

[54] **SELF-ACCUPRESSURE MASSAGER**

[76] **Inventor: Kao Tien Chi, 501 S. Orange Ave., #C, Monterey Park, Calif. 91754**

[\*\*] **Term: 14 Years**

[21] **Appl. No.: 51,462**

[22] **Filed: Mar. 11, 1996**

[51] **LOC (6) Cl. .... 24-02**

[52] **U.S. Cl. .... D24/200**

[58] **Field of Search .... D24/200, 211; 601/128, 129, 130, 131, 134-137**

[56] **References Cited**

**U.S. PATENT DOCUMENTS**

D. 268,362	3/1983	Wong	.....	D24/214 X
D. 326,721	6/1992	Ujifusa et al.	.....	D24/200 X
D. 336,959	6/1993	Liming	.....	D24/214
D. 357,984	5/1995	Heck	.....	D24/211
D. 363,783	10/1995	Malis	.....	D24/214

*Primary Examiner—Stella Reid*


[57] **CLAIM**

The ornamental design for a self-accupressure massager, as shown and described.

**DESCRIPTION**

FIG. 1 is a front perspective view of a self-accupressure massager, showing my new design;  
 FIG. 2 is a front view thereof;  
 FIG. 3 is a rear view thereof;  
 FIG. 4 is a top plan view thereof;  
 FIG. 5 is a bottom plan view thereof;  
 FIG. 6 is a right side view thereof;  
 FIG. 7 is a left side view thereof;  
 FIG. 8 is a fragmentary perspective view of a second embodiment of FIG. 1;  
 FIG. 9 is a fragmentary perspective view of a third embodiment of FIG. 1;  
 FIG. 10 is a fragmentary perspective view of a fourth embodiment of FIG. 1.  
 All other portions of FIGS. 8, 9 and 10 not shown are the same for that shown in FIGS. 1-7.

**1 Claim, 2 Drawing Sheets**



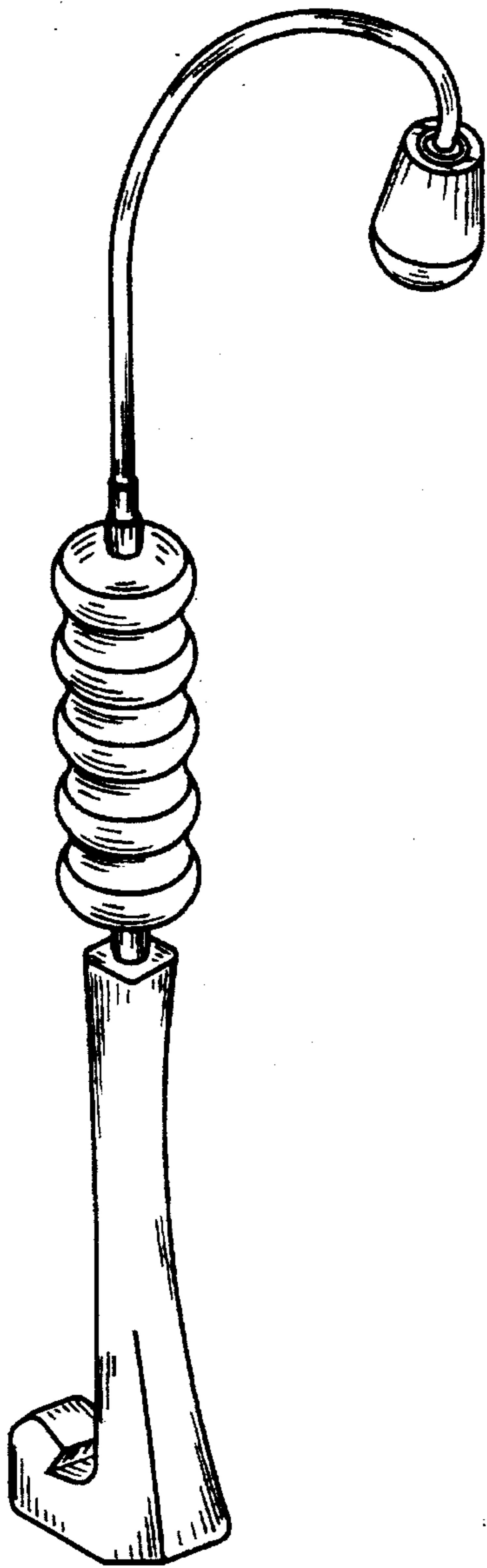


FIG. 1

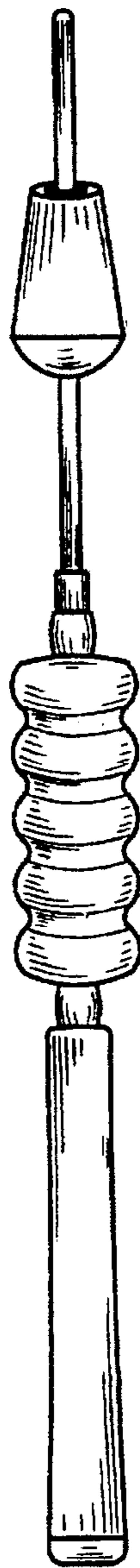


FIG. 2

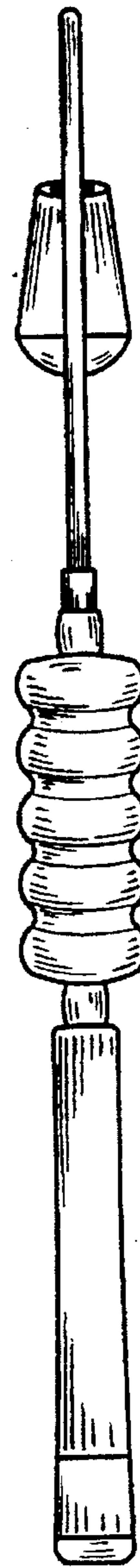


FIG. 3

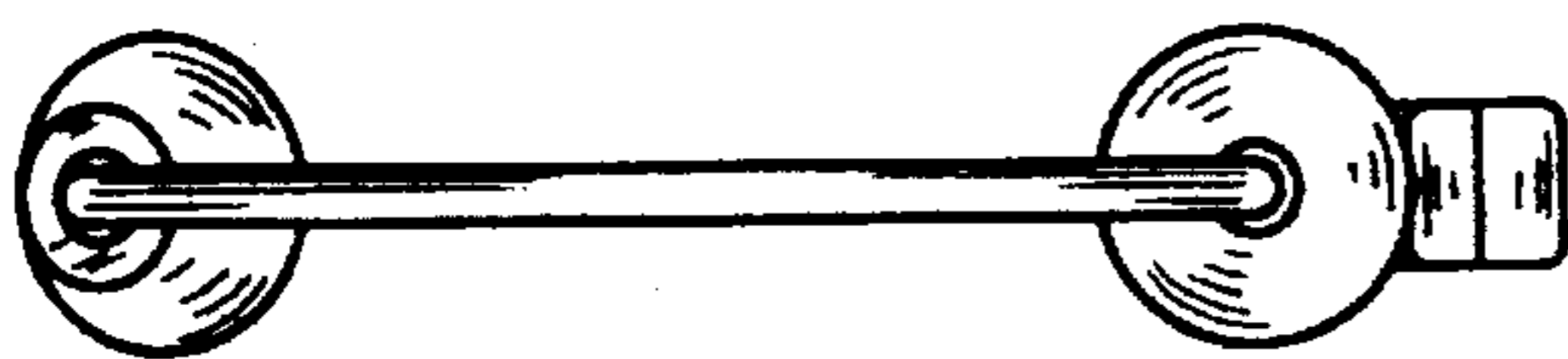


FIG. 4




FIG. 5

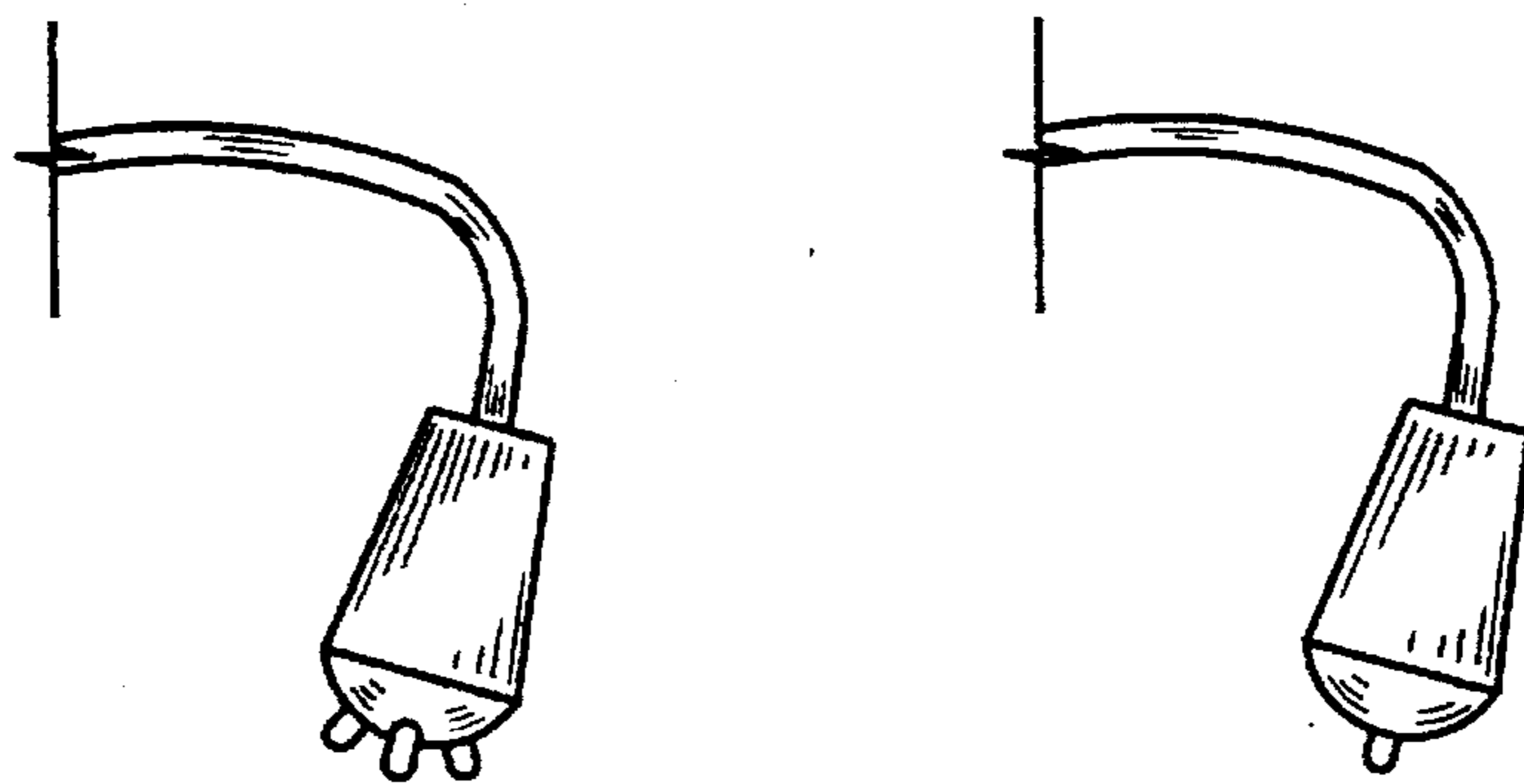
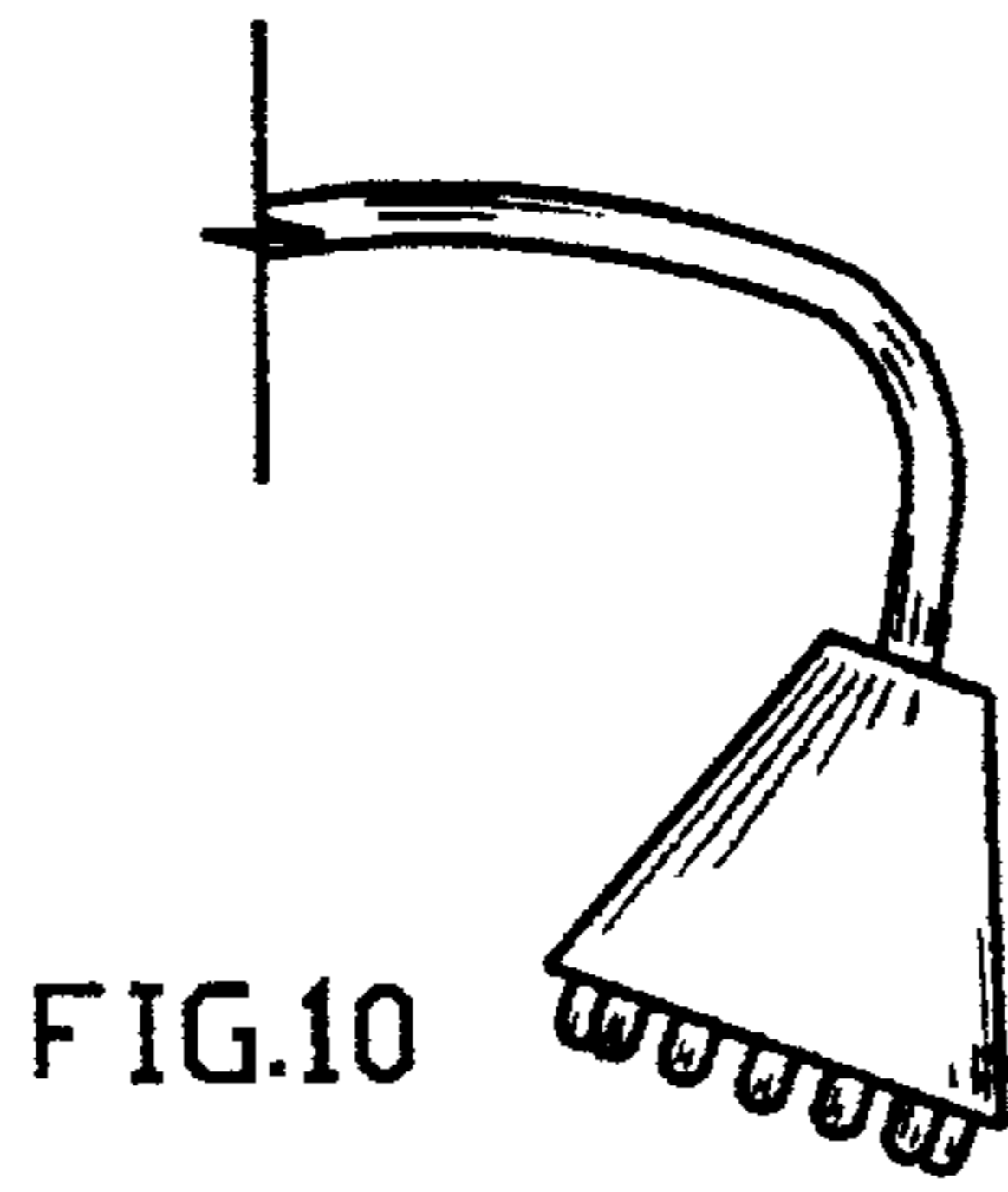
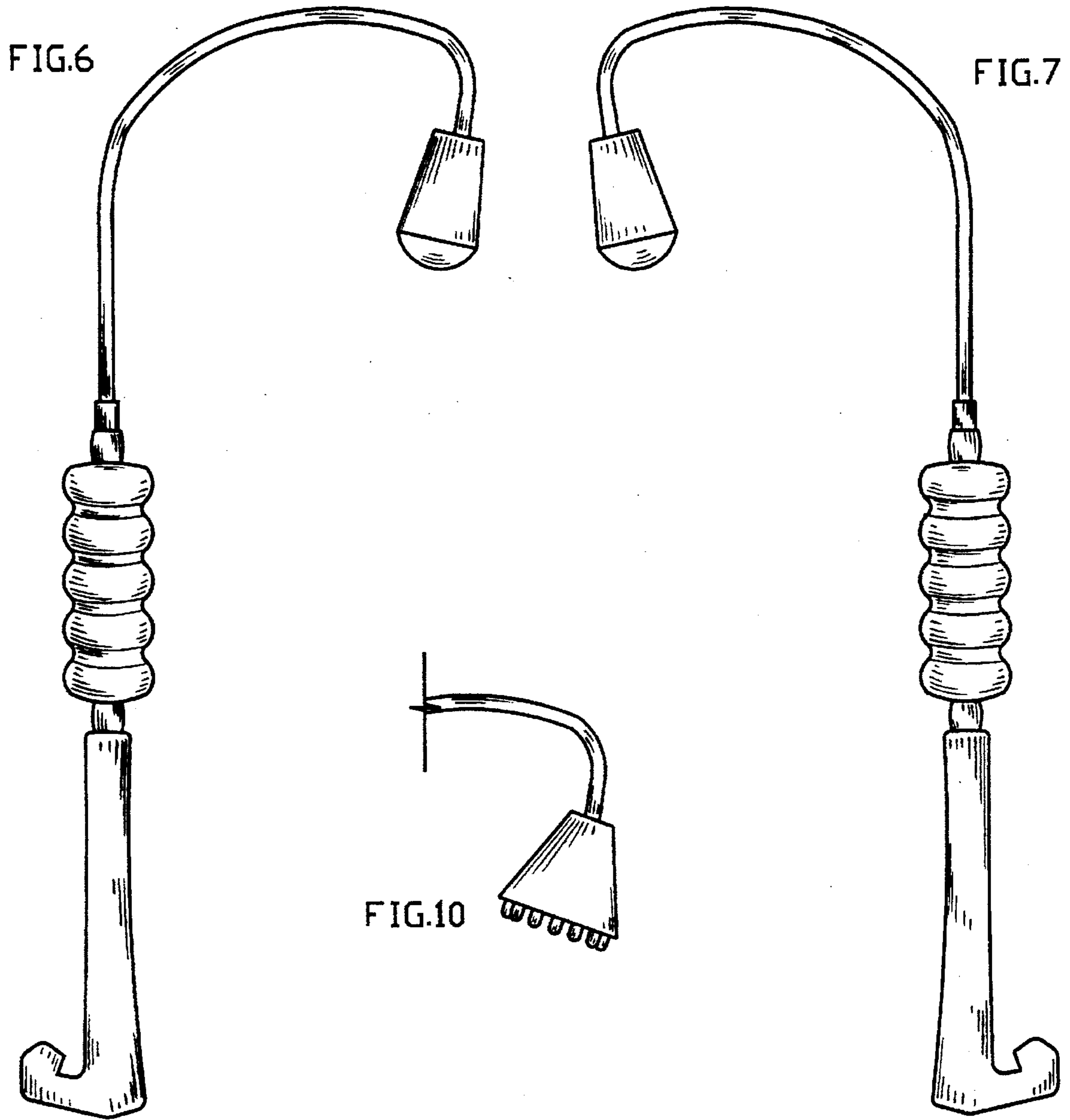


FIG. 8

FIG. 9