



US00D382641S

United States Patent [19]
Gore

[11] **Patent Number: Des. 382,641**

[45] **Date of Patent: **Aug. 19, 1997**

[54] **DENTAL MIRROR**

[76] **Inventor: Glenn A. Gore**, 4635 Woodlark La.,
Charlotte, N.C. 28211

[**] **Term: 14 Years**

[21] **Appl. No.: 40,832**

[22] **Filed: Jun. 28, 1995**

[51] **LOC (6) Cl. 24-02**

[52] **U.S. Cl. D24/139; D24/152; D24/176**

[58] **Field of Search D24/139, 152,**
D24/176; 433/30, 31

[56] **References Cited**

U.S. PATENT DOCUMENTS

D. 200,537	3/1965	Sanden	D24/139
D. 216,313	12/1969	Smith	D24/139
D. 238,281	12/1975	Cali	D24/139
D. 281,718	12/1985	Holstad	D24/139
3,376,644	4/1968	Clark	433/31
3,829,199	8/1974	Brown	433/30
4,090,506	5/1978	Pilgrim	433/31
4,252,522	2/1981	Petty et al.	433/30
5,076,784	12/1991	Jensen	433/30
5,449,290	9/1995	Reitz	433/33 X

FOREIGN PATENT DOCUMENTS

2183362	6/1987	United Kingdom	433/30
---------	--------	----------------	-------	--------

OTHER PUBLICATIONS

Nordent Manufacturing "Mirrors" item M5 p. 3 @1992.
Pfungst Catalog "Mouth Mirrors" p. 69 @1984.
Henry Schein Dental Catalog "Front Surface Mirrors" p. 72
@1982.

Primary Examiner—Louis S. Zarfes
Assistant Examiner—I. Simmons
Attorney, Agent, or Firm—Ralph H. Dougherty; Christopher
C. Dremann

[57] **CLAIM**

The ornamental design for a dental mirror, as shown and
described.

DESCRIPTION

FIG. 1 is a perspective view of a dental mirror showing my
new design, the broken line showing of the handle is for
illustrated purposes only and forms no part of the claimed
design;

FIG. 2 is a top plan view of the invented design;

FIG. 3 is a left side elevational view thereof;

FIG. 4 is a front elevational view thereof;

FIG. 5 is a right side elevational view thereof;

FIG. 6 is a rear elevational view thereof; and,

FIG. 7 is a bottom plan view thereof.

The broken line showings of the screw thread on the base of
the dental mirror in the FIGS. 3 through 6 are for illustrated
purposes only and form no part of the claimed design.

1 Claim, 1 Drawing Sheet



Fig.1

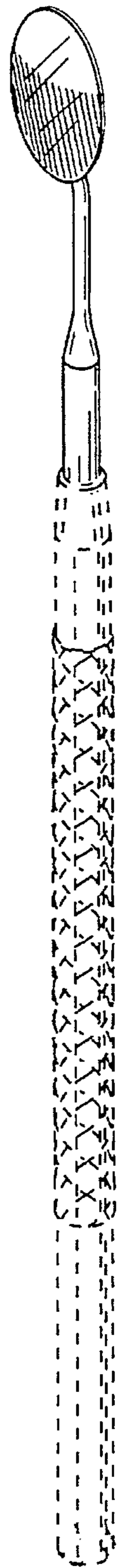


Fig.2

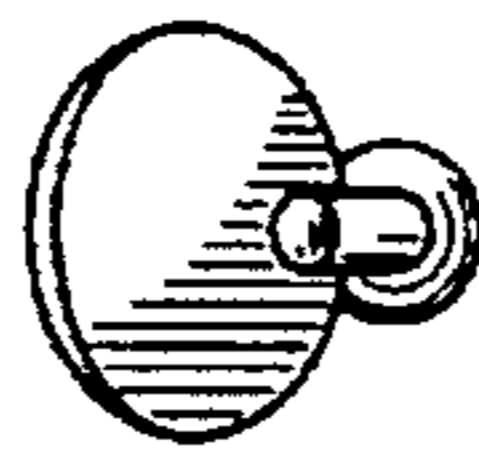


Fig.3

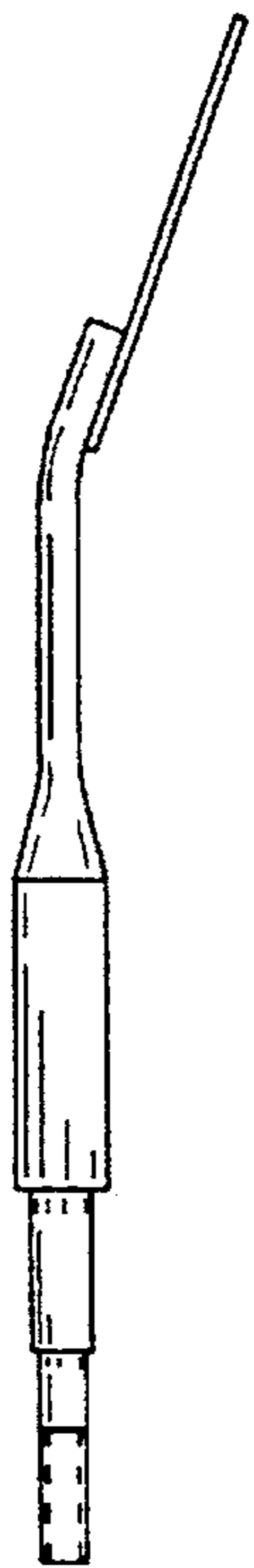


Fig.4

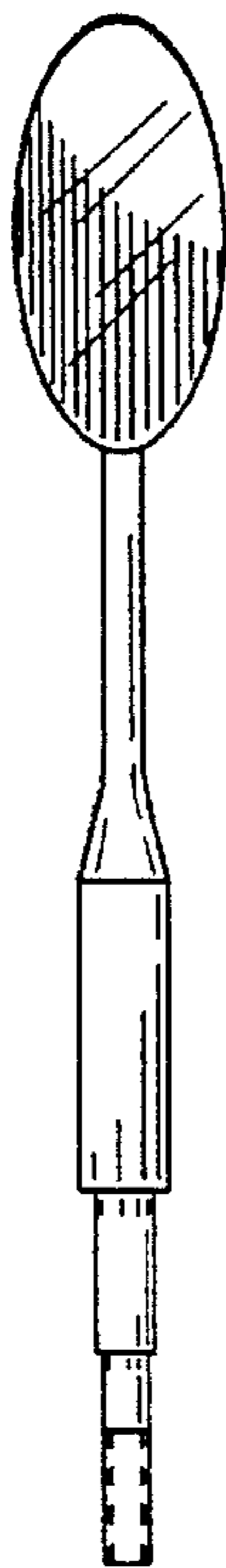


Fig.5




Fig.6

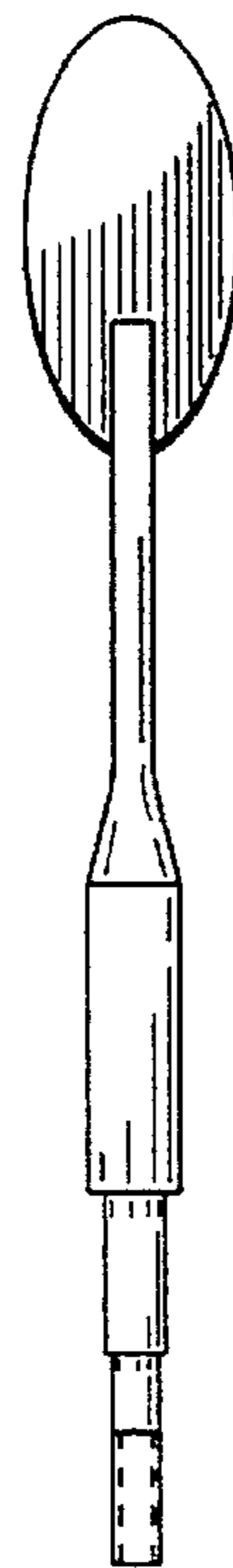


Fig.7

