

US00D382619S

**United States Patent** [19]  
**Peterson**

[11] **Patent Number: Des. 382,619**

[45] **Date of Patent: \*\*Aug. 19, 1997**

[54] **HILL SLIDE**

[76] **Inventor: Karen Peterson, P.O. Box 72, Cordova, Ak. 99574**

[\*\*] **Term: 14 Years**

[21] **Appl. No.: 55,298**

[22] **Filed: Jun. 3, 1996**

[51] **LOC (6) Cl. .... 21-03**

[52] **U.S. Cl. .... D21/244**

[58] **Field of Search ..... D21/240, 244; 472/116, 117**

[56] **References Cited**

**U.S. PATENT DOCUMENTS**

D. 83,509	3/1931	Carter	.....	D21/240	X
D. 308,563	6/1990	Knight	.....	D21/244	
D. 353,930	12/1994	Johnson	.....	D21/244	X
2,982,547	5/1961	Carrier	.....	471/117	
5,154,671	10/1992	Smollar et al.	.....	472/117	
5,551,922	9/1996	Katz et al.	.....	472/117	

**OTHER PUBLICATIONS**

Whamo Mfg. Co.; brochure, "Slip 'n slide" Mar. 1965.

*Primary Examiner*—Sandra L. Morris

*Assistant Examiner*—Mitchell I. Siegel

*Attorney, Agent, or Firm*—William B. Ritchie

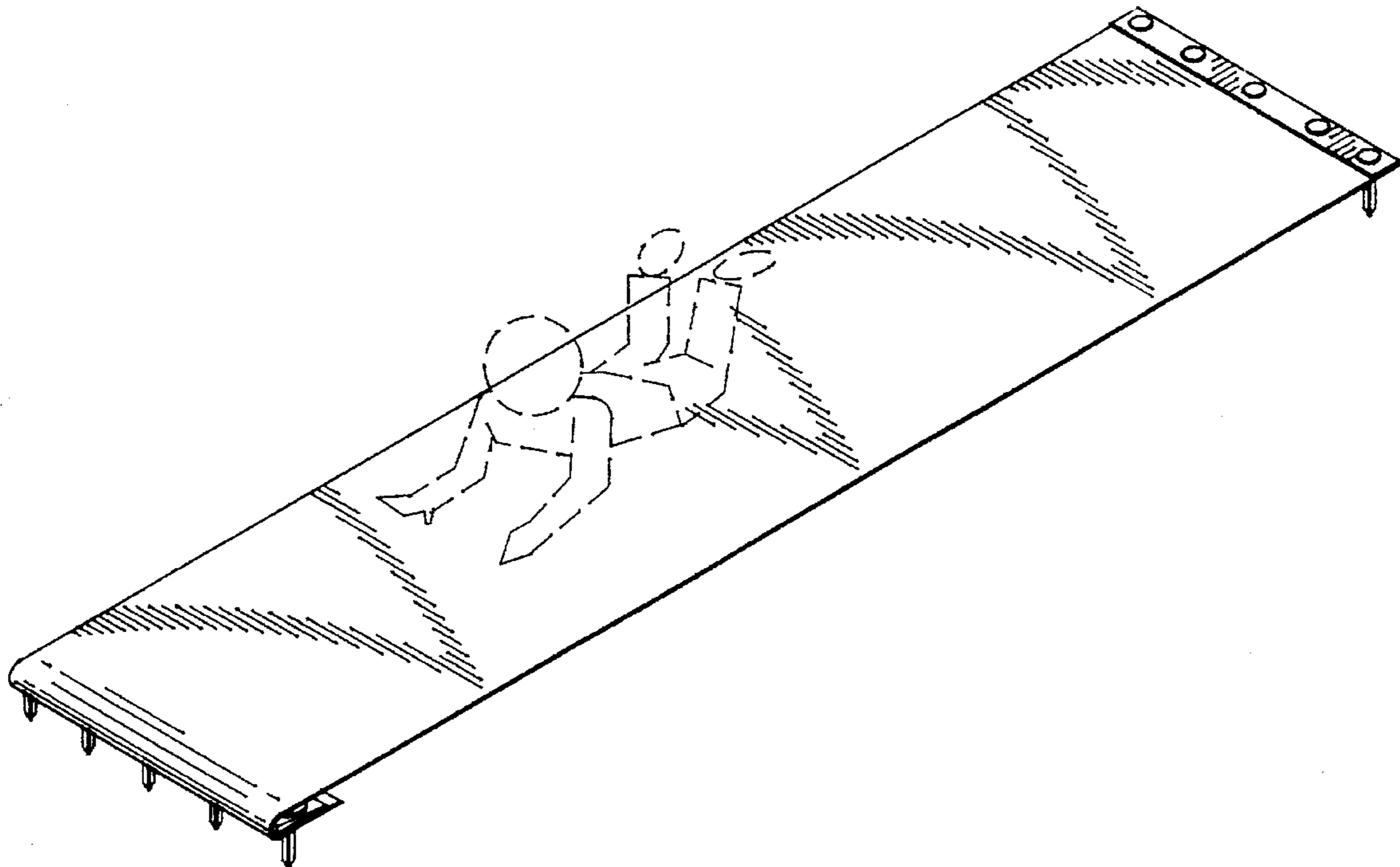
[57] **CLAIM**

The ornamental design for a hill slide, as shown.

**DESCRIPTION**

FIG. 1 is an isometric top view of the hill slide;  
 FIG. 2 is an enlarged fragmented perspective view thereof;  
 FIG. 3 is a top view of the invention;  
 FIG. 4 is a left end view of FIG. 3;  
 FIG. 5 is a front end view of FIG. 3;  
 FIG. 6 is an enlarged fragmented bottom plan view; and,  
 FIG. 7 is a right end view of FIG. 6.  
 The broken line showing of the human figure in FIG. 1 and the ground in FIG. 5 is for illustrative purposes only and forms no part of the claimed design.

**1 Claim, 2 Drawing Sheets**



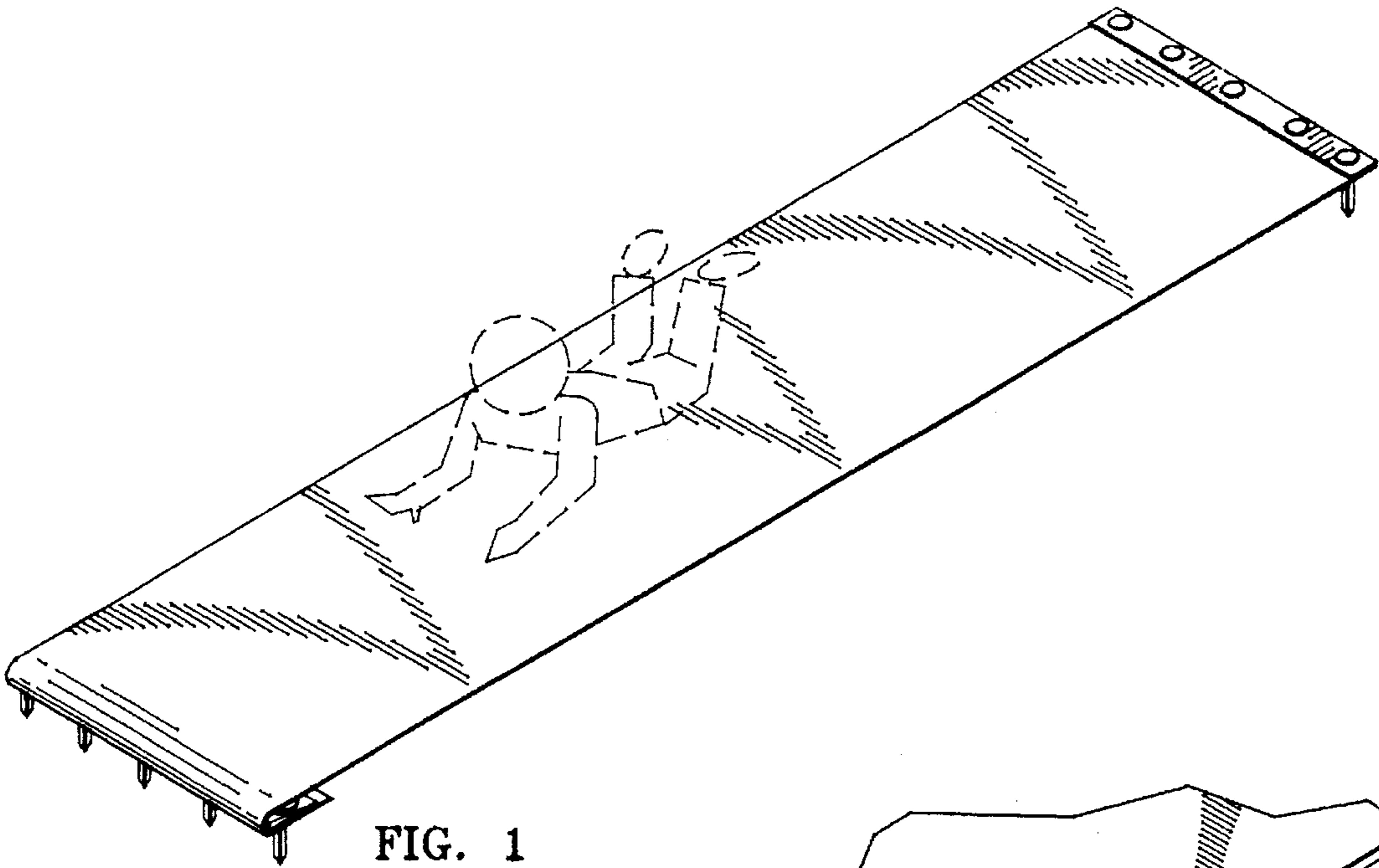


FIG. 1

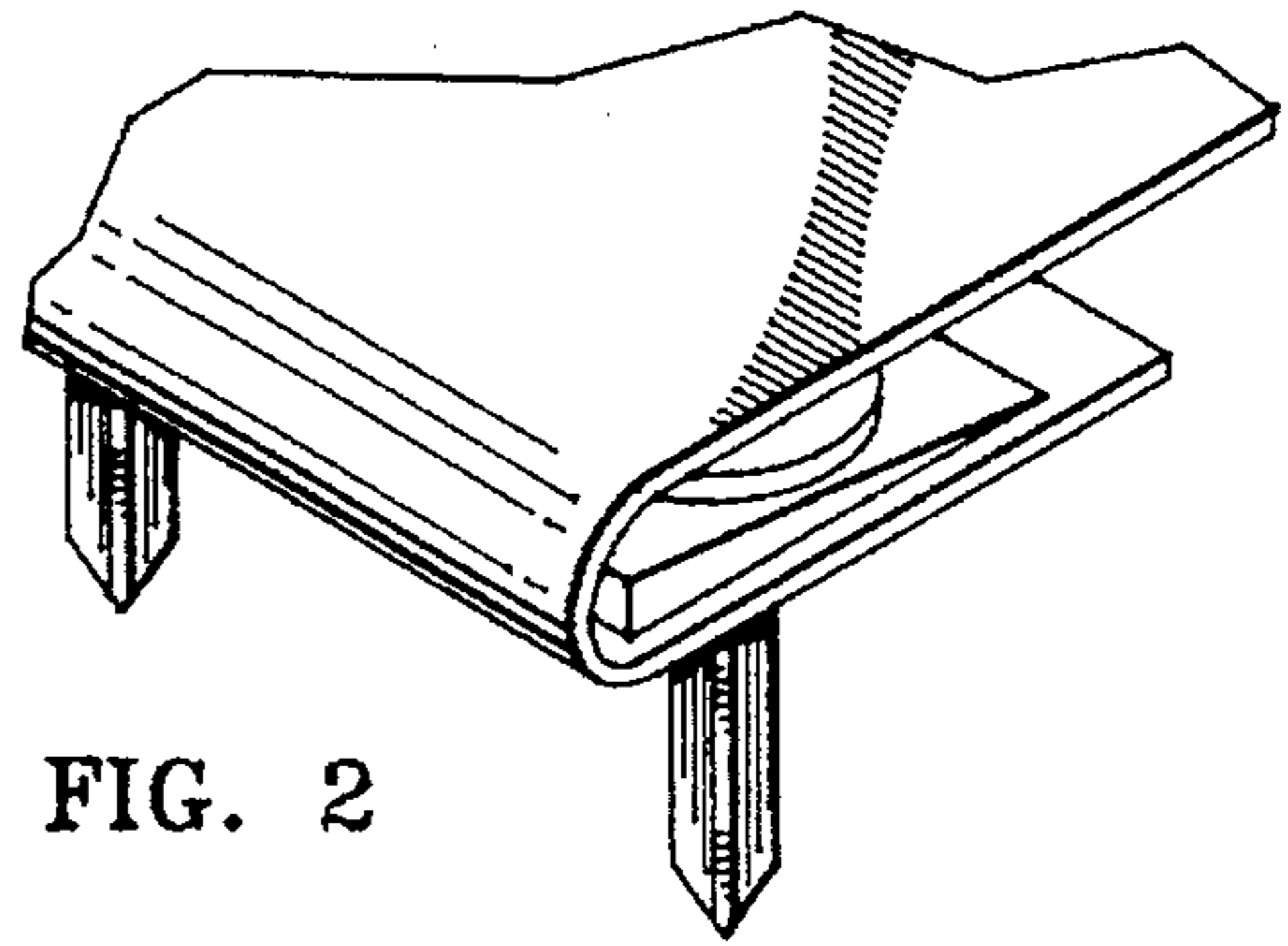


FIG. 2

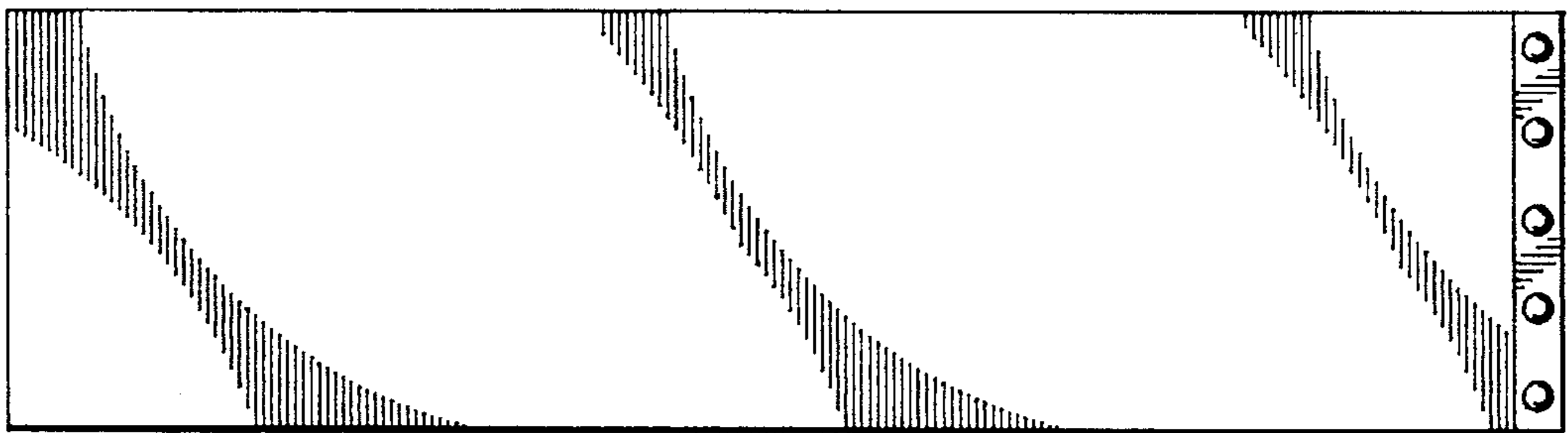


FIG. 3

FIG. 4






FIG. 5

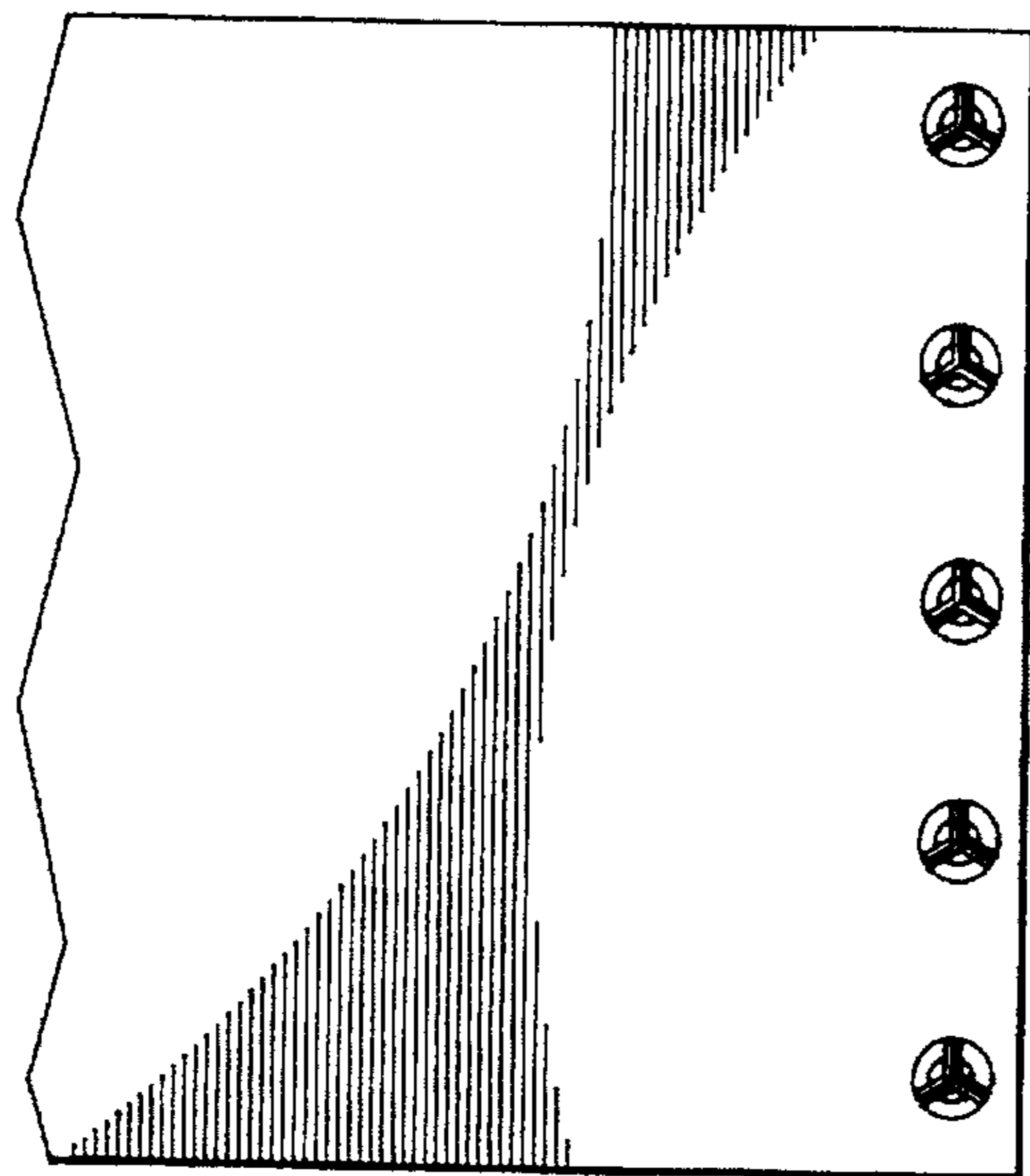


FIG. 6




FIG. 7