



US00D382615S

United States Patent [19]
Schaeffer et al.

[11] **Patent Number:** **Des. 382,615**
[45] **Date of Patent:** ****Aug. 19, 1997**

[54] **GOLF CLUB HEAD**

[75] Inventors: **Barry M. Schaeffer**, San Diego;
Robert W. Vokey, Carlsbad, both of
Calif.
[73] Assignee: **The Founders Club Golf Company**,
Vista, Calif.
[**] Term: **14 Years**

[21] Appl. No.: **43,634**
[22] Filed: **Sep. 8, 1995**

[51] **LOC (6) Cl.** **21-02**
[52] **U.S. Cl.** **D21/219**
[58] **Field of Search** **D21/217-219;**
473/340, 341, 251-256

[56] **References Cited**

U.S. PATENT DOCUMENTS

| | | | | |
|------------|--------|---------------|-------|---------|
| D. 254,800 | 4/1980 | Diana | | D21/219 |
| D. 274,346 | 6/1984 | Giebel et al. | | D21/219 |
| D. 360,010 | 7/1995 | Green | | D21/219 |

OTHER PUBLICATIONS

Golf Digest; p. 122; Spalding Executive V and Ray Cook,
bottom row Dec. 1977.
Primary Examiner—Ted Shooman
Assistant Examiner—Mitchell I. Siegel
Attorney, Agent, or Firm—Brown, Martin, Haller &
McClain

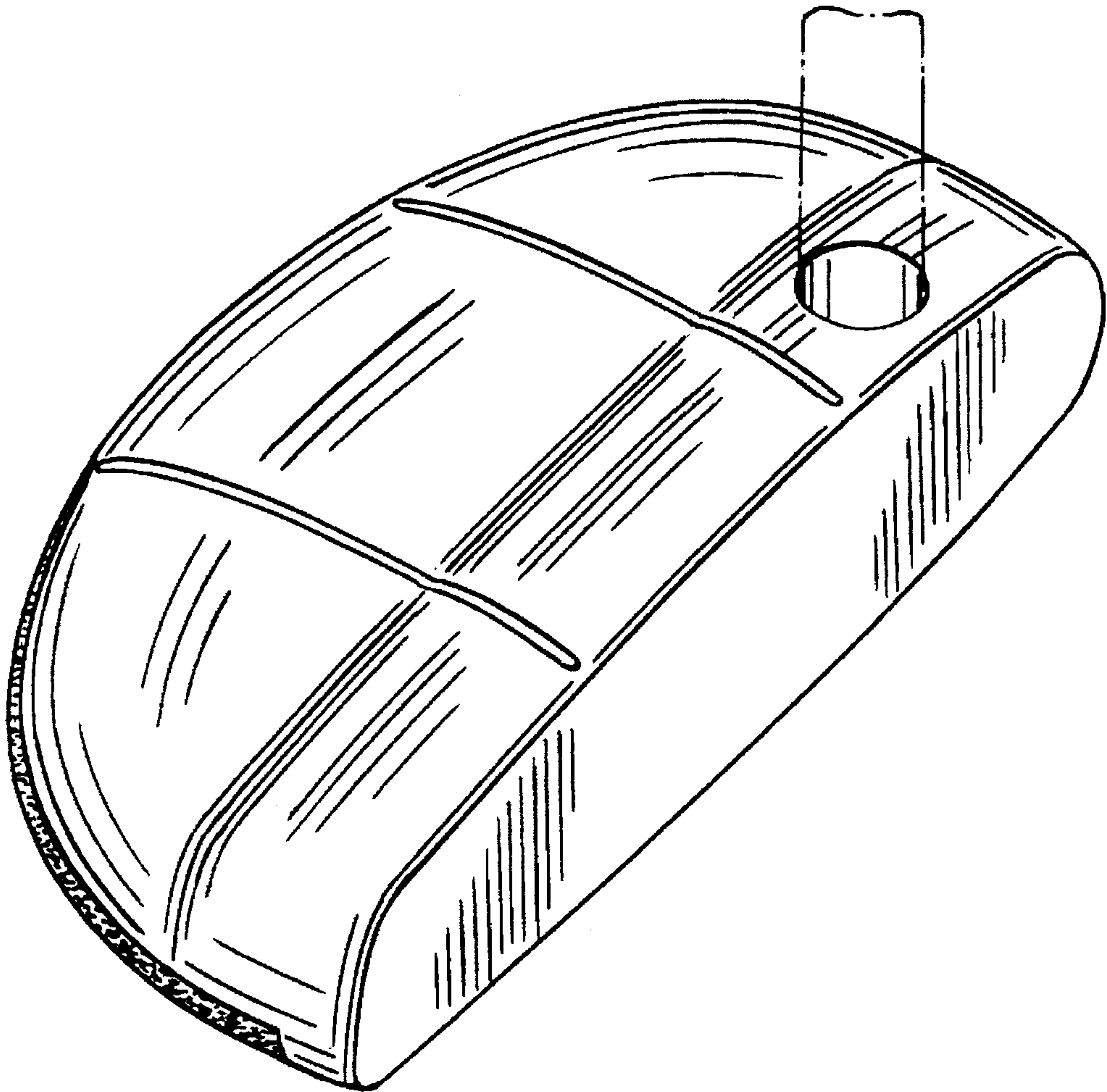
[57] **CLAIM**

The ornamental design for a golf club head, as shown and
described.

DESCRIPTION

FIG. 1 is a perspective view from the top front of a golf club
head showing our new design;
FIG. 2 is a perspective view from the bottom rear thereof;
FIG. 3 is an end elevational view thereof, the opposite side
being a mirror image; and,
FIG. 4 is a rear elevational view thereof.
The broken line showing of a fragmented shaft on FIG. 1 is
for illustrative purposes only and forms no part of the
claimed design.

1 Claim, 1 Drawing Sheet



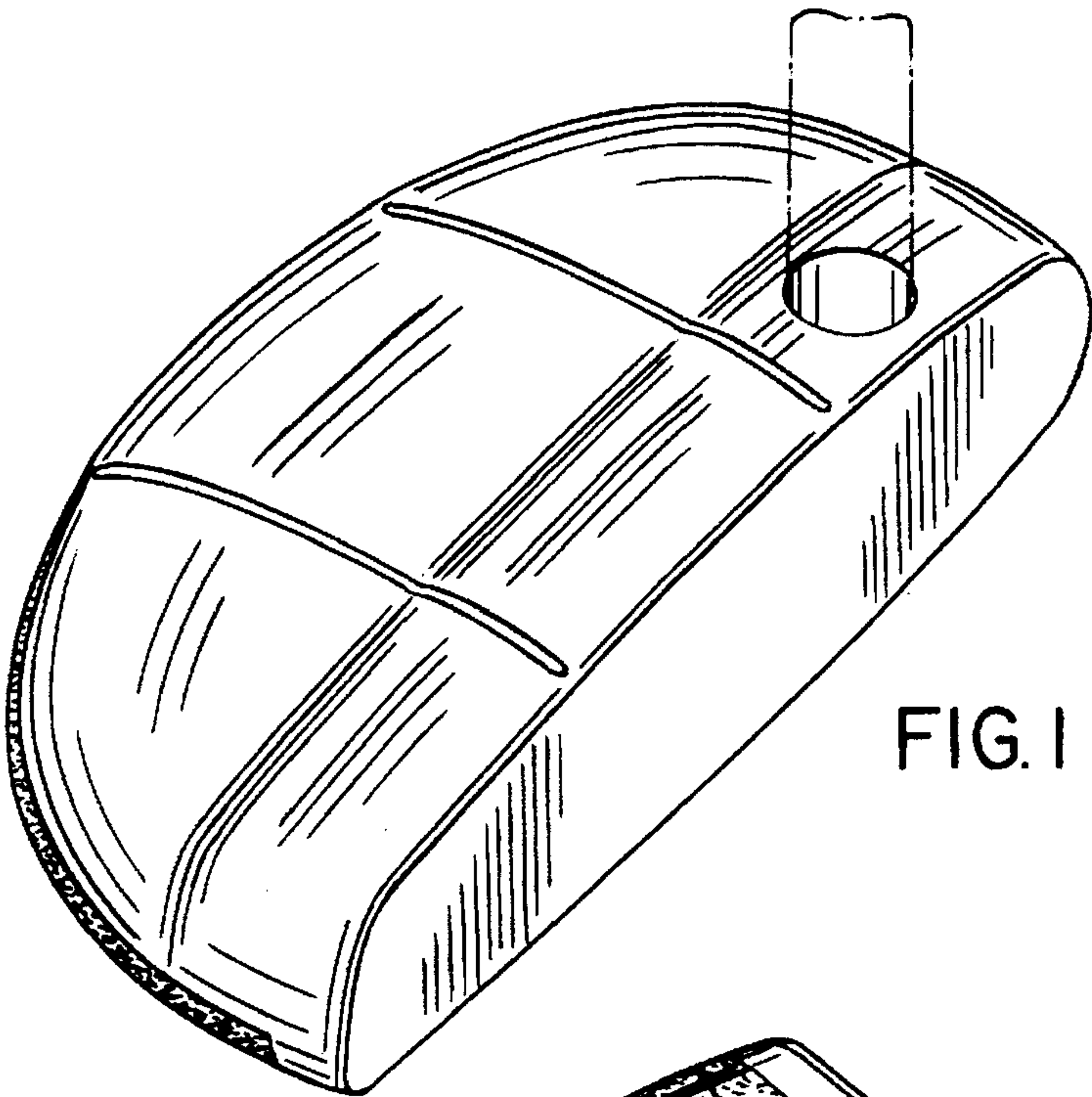


FIG. 1

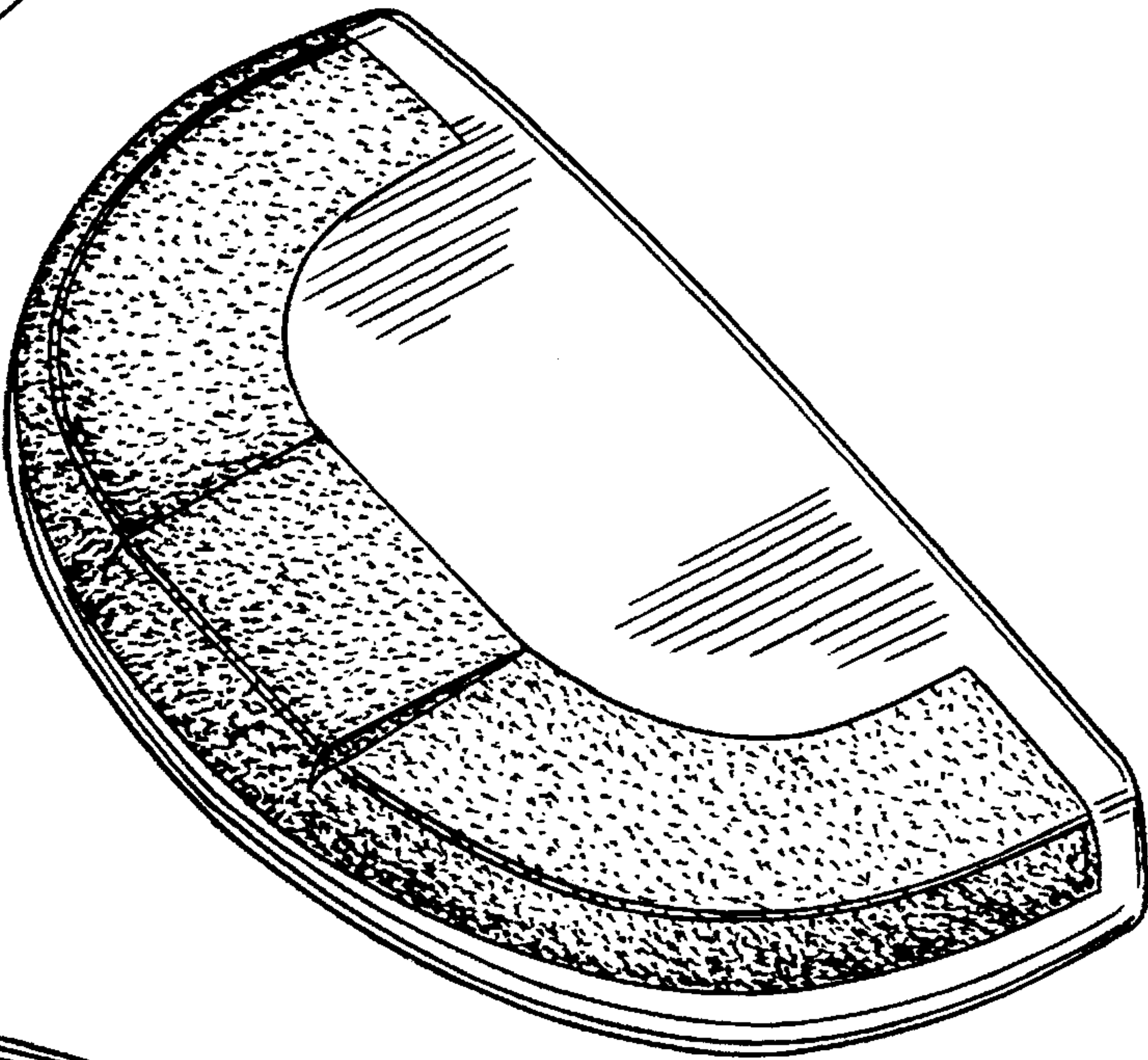


FIG. 2

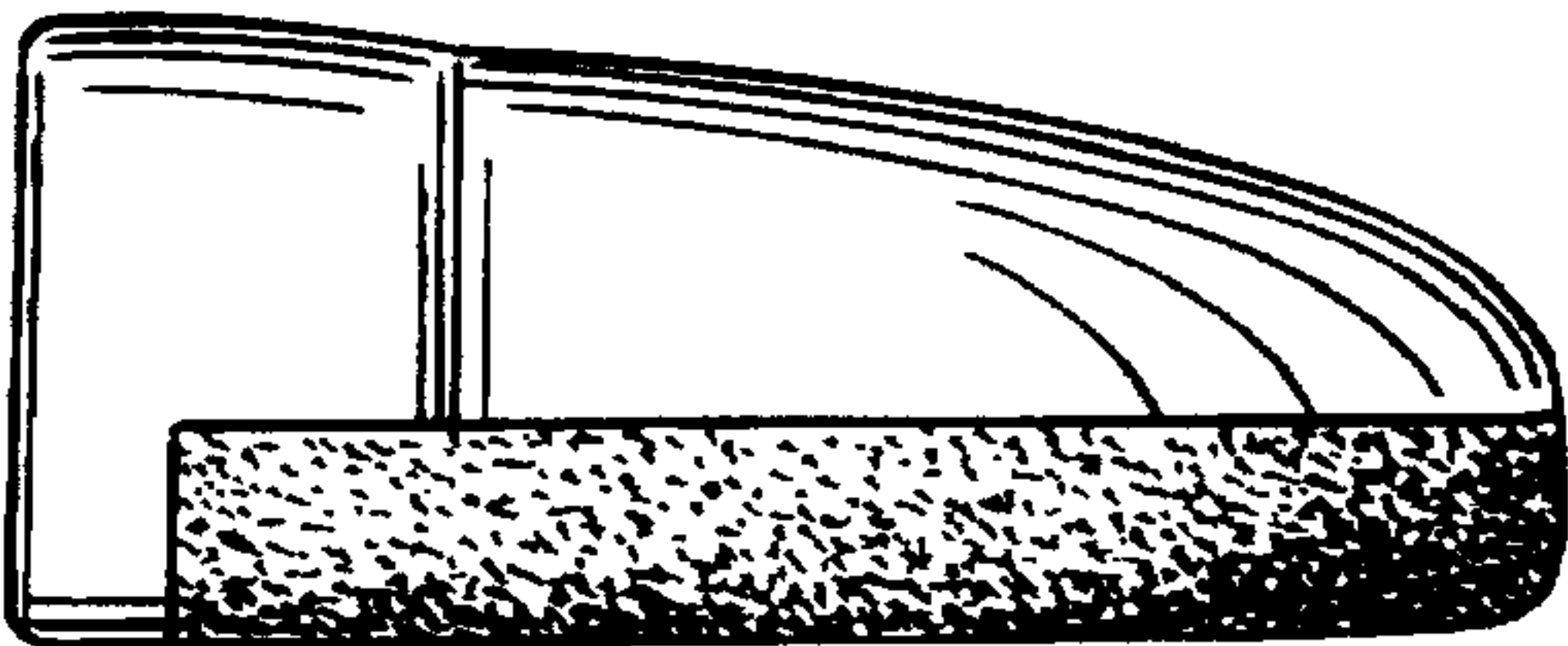


FIG. 3




FIG. 4