



US00D382611S

**United States Patent** [19]  
**Lai**

[11] **Patent Number: Des. 382,611**

[45] **Date of Patent: \*\*Aug. 19, 1997**

[54] **PING PONG BALL**

[76] **Inventor: Cheng Lai**, 11858 Preston Trails,  
Northridge, Calif. 91326

[\*\*] **Term: 14 Years**

[21] **Appl. No.: 45,828**

[22] **Filed: Oct. 31, 1995**

[51] **LOC (6) Cl. .... 21-02**

[52] **U.S. Cl. .... D21/204**

[58] **Field of Search** ..... D21/203, 204,  
D21/205; 273/61 R, 61 A, 61 B, 61 C,  
58 R, 58 A, 58 B, 58 BA, 58 J, 58 D, 65 R,  
65 EG

[56] **References Cited**

**U.S. PATENT DOCUMENTS**

D. 141,546 6/1945 Glass ..... D21/204

D. 285,591 9/1986 Peel ..... D21/205  
1,108,441 8/1914 Hubbell ..... D21/204 X  
4,305,583 12/1981 Tandon et al. .... 273/61 R  
4,874,169 10/1989 Litchfield ..... 273/58 K X  
5,038,504 8/1991 Modigh ..... 273/58 K X  
5,439,224 8/1995 Bertoncino ..... 273/58 R X

*Primary Examiner*—Prabhakar G. Deshmukh

*Assistant Examiner*—Cheri Cohen

[57] **CLAIM**

The ornamental design for a ping pong ball, as shown and described.

**DESCRIPTION**

FIG. 1 is a front view of the ping pong ball of my new design;

FIG. 2 is a rear view;


FIG. 3 is a left side view;

FIG. 4 is a right side view;

FIG. 5 is a plan view; and,

FIG. 6 is a bottom view.

**1 Claim, 3 Drawing Sheets**






FIG. 1



FIG. 2



FIG. 3



FIG. 4




FIG. 5



FIG. 6