



US00D382605S

# United States Patent [19]

Choi

[11] Patent Number: **Des. 382,605**

[45] Date of Patent: **\*\*Aug. 19, 1997**

[54] **TOY BOW**

[75] Inventor: **Chung-Hing Choi**, Kowloon, Hong Kong

[73] Assignee: **Hing Fat Toys Manufacturer Limited**, Hong Kong

[\*\*] Term: **14 Years**

[21] Appl. No.: **45,967**

[22] Filed: **Nov. 3, 1995**

[51] LOC (6) Cl. .... **21-01**

[52] U.S. Cl. .... **D21/109**

[58] Field of Search ..... D21/109, 59, 189; D2/600, 605, 606, 609, 500, 502; D7/354; D11/56, 74, 99; D28/41, 42; 132/275; 446/98; 2/207

[56] **References Cited**

**U.S. PATENT DOCUMENTS**

|            |         |             |       |         |
|------------|---------|-------------|-------|---------|
| D. 59,563  | 11/1921 | Morar       | ..... | D2/606  |
| D. 120,611 | 5/1940  | Boucher     | ..... | D11/74  |
| D. 121,741 | 7/1940  | Cooper      | ..... | D11/56  |
| D. 143,489 | 1/1946  | Hobe        | ..... | D11/56  |
| D. 264,747 | 6/1982  | Seltzer     | ..... | D21/109 |
| D. 306,215 | 2/1990  | Bell et al. | ..... | D11/74  |

|            |         |                |       |         |
|------------|---------|----------------|-------|---------|
| D. 330,832 | 11/1992 | Goodman        | ..... | D7/354  |
| D. 371,891 | 7/1996  | Seaton         | ..... | D2/606  |
| 666,860    | 1/1901  | Buzzacott      | ..... | 132/275 |
| 818,468    | 4/1906  | Regan          | ..... | 132/275 |
| 1,480,009  | 1/1924  | Preston        | ..... | 132/275 |
| 3,528,079  | 9/1970  | Birch          | ..... | 446/98  |
| 4,038,724  | 8/1977  | Parizek        | ..... | 2/207   |
| 4,414,774  | 11/1983 | Fogarty et al. | ..... | 446/98  |
| 5,186,186  | 2/1993  | Hamilton       | ..... | 132/275 |
| 5,526,830  | 6/1996  | Hunter         | ..... | 132/275 |

Primary Examiner—Raphael Barkai  
Attorney, Agent, or Firm—Samuels, Gauthier, Stevens & Reppert

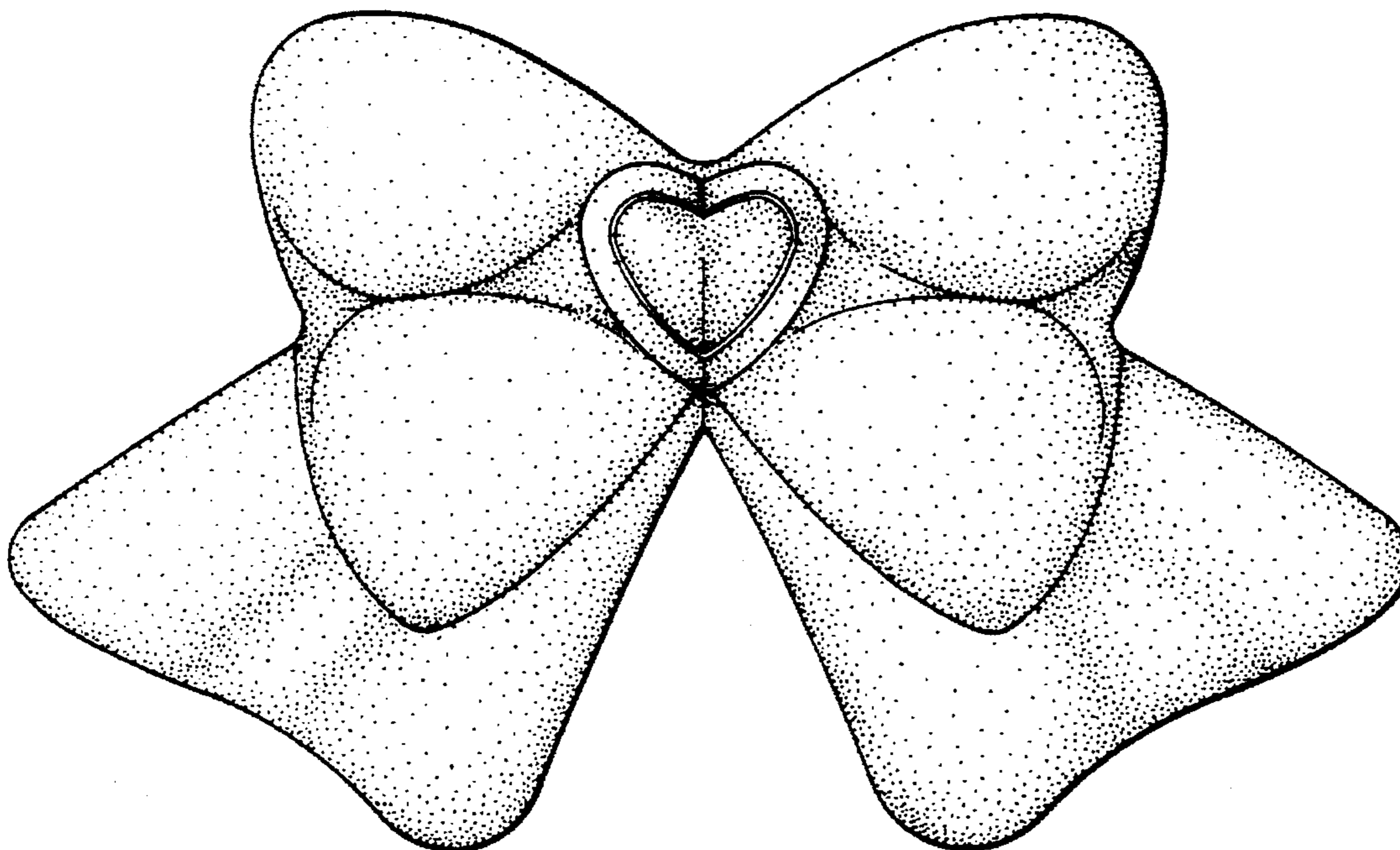
[57] **CLAIM**

The ornamental design for “a toy bow”, as show and described.

**DESCRIPTION**

FIG. 1 is the front perspective view showing my new design; FIG. 2 is the front view thereof; FIG. 3 is the rear view thereof; FIG. 4 is the left-hand view thereof; FIG. 5 is the right-hand view thereof; FIG. 6 is the top view thereof; and, FIG. 7 is the bottom view thereof.

**1 Claim, 3 Drawing Sheets**



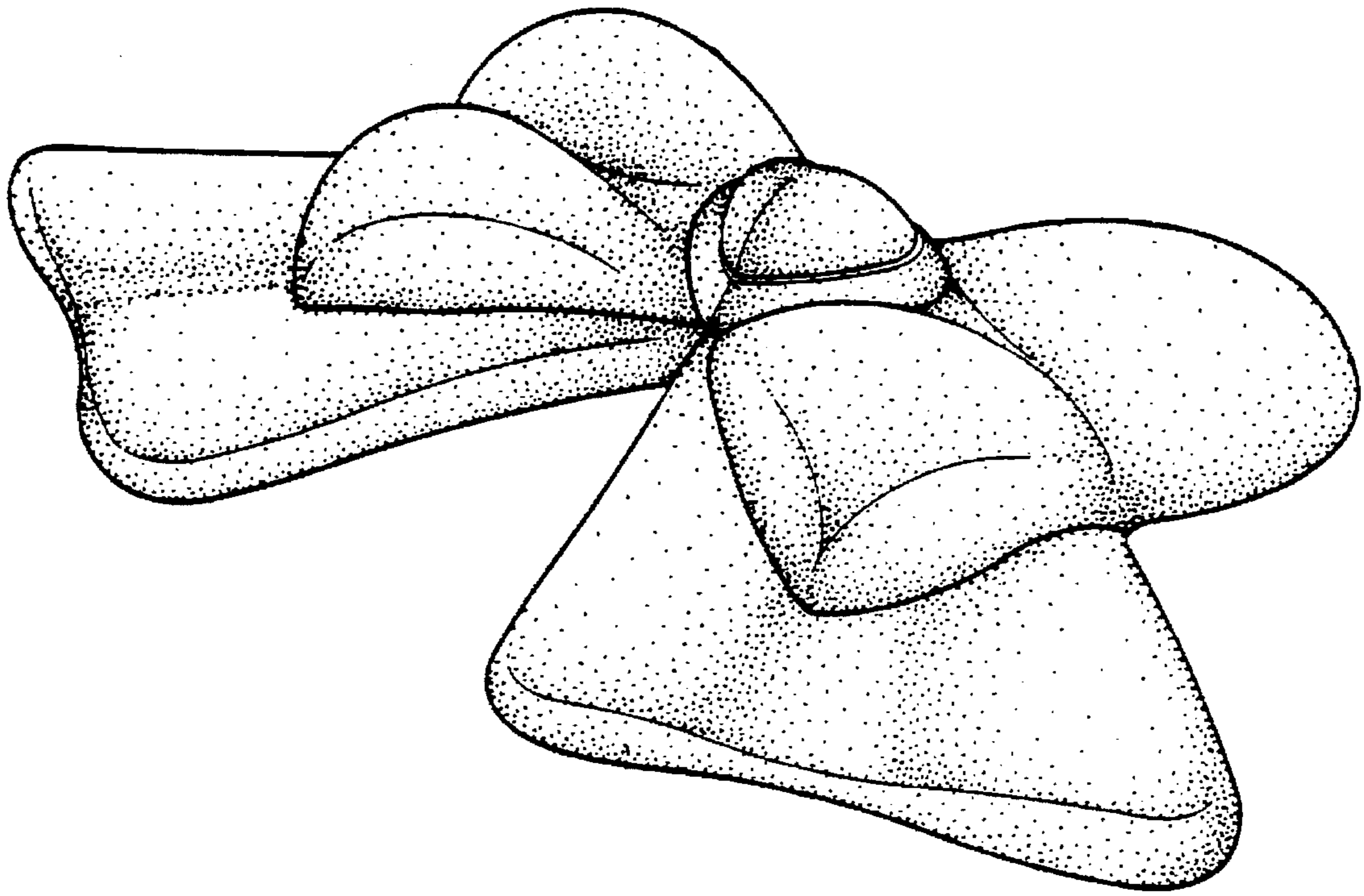


FIG. 1

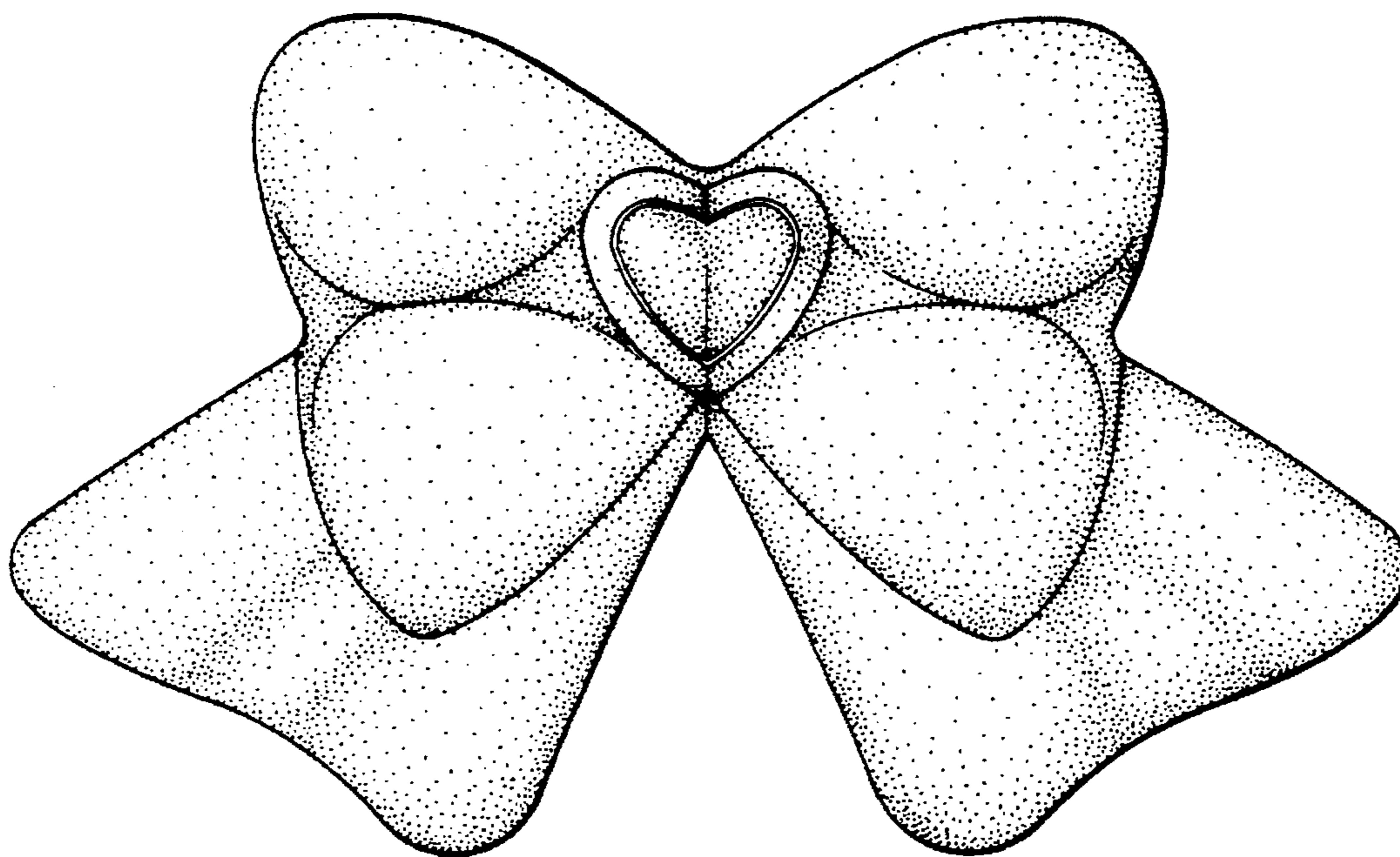


FIG. 2

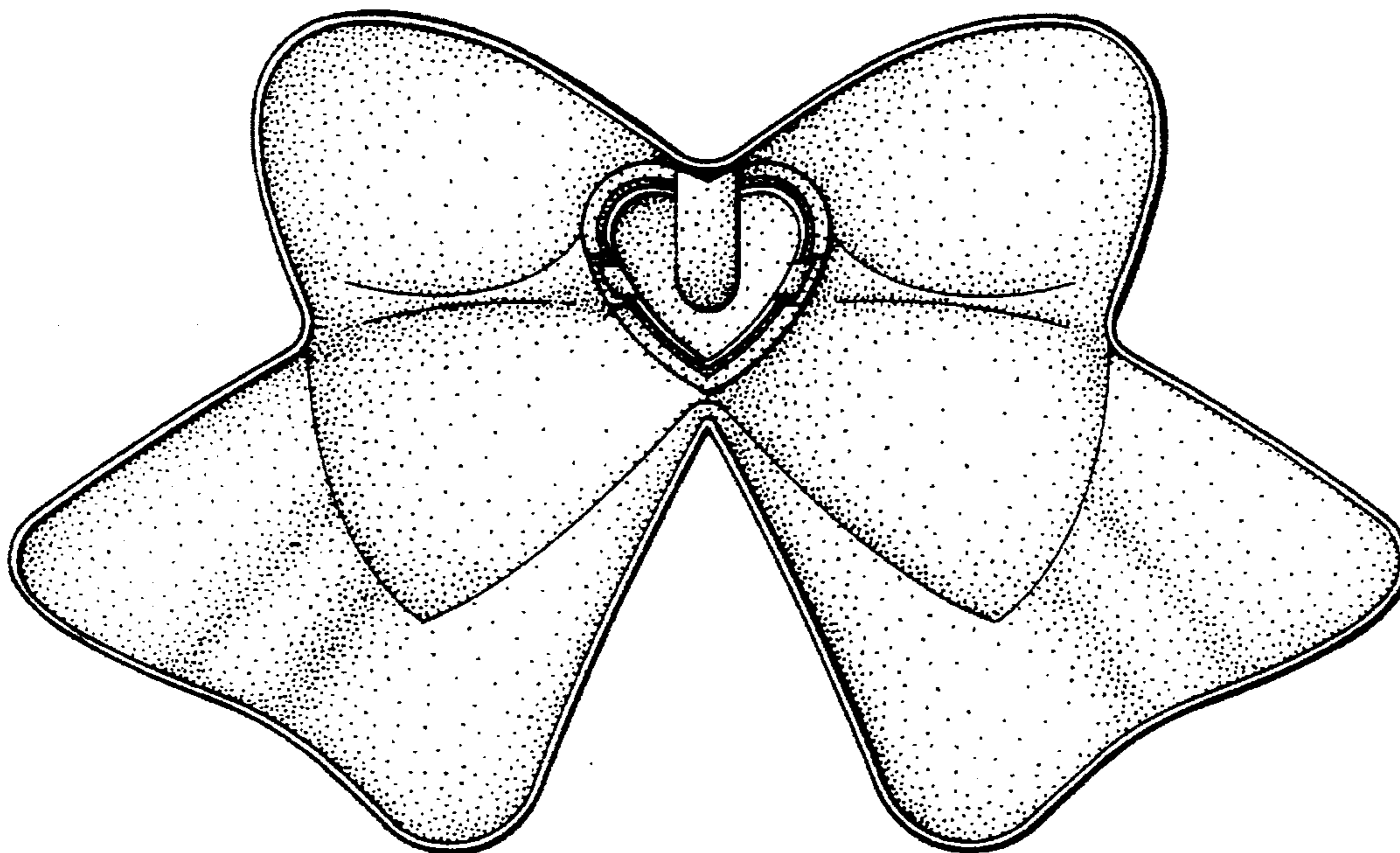


FIG. 3

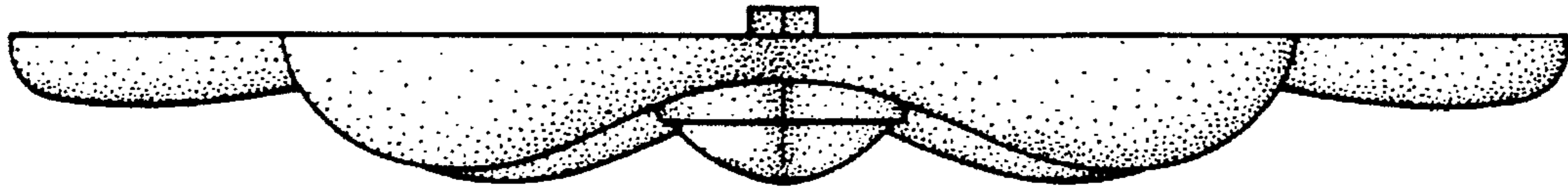


FIG. 6

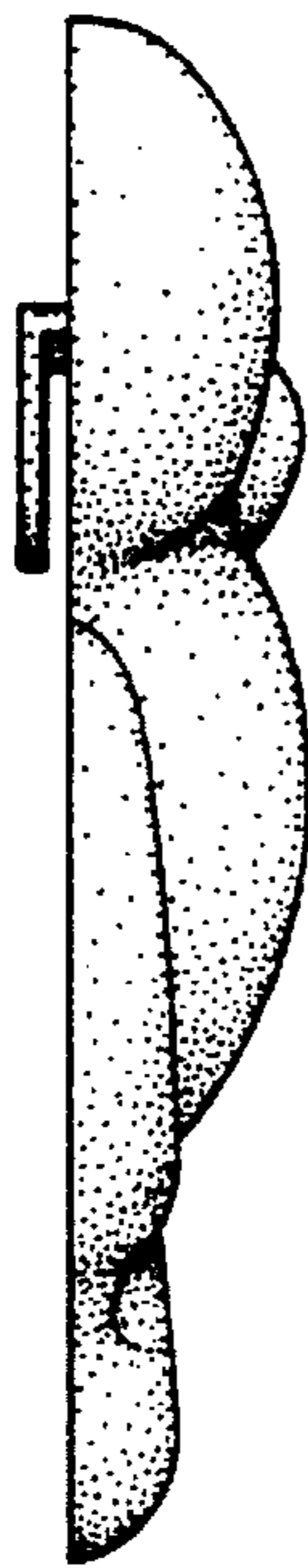


FIG. 4

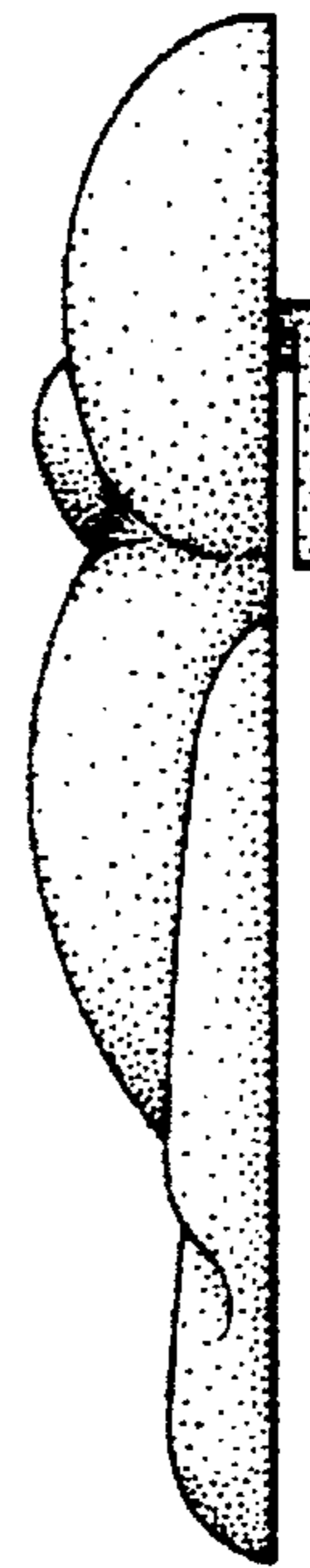


FIG. 5

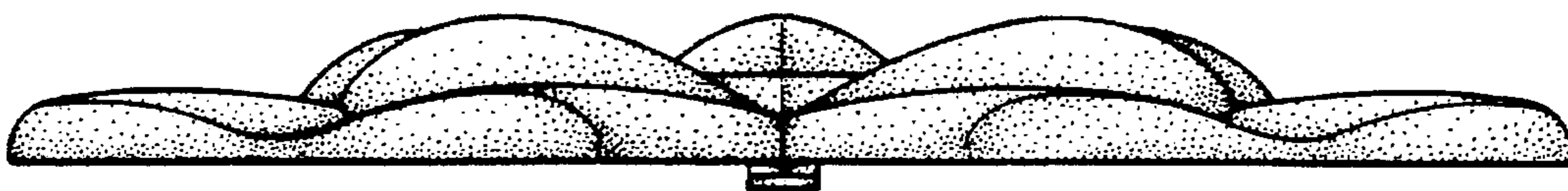


FIG. 7