



US00D382602S

# United States Patent [19]

[11] Patent Number: **Des. 382,602**

Serowik et al.

[45] Date of Patent: **\*\*Aug. 19, 1997**

[54] **MINI CRAPS TABLE TOP**

D. 365,853	1/1996	Zadro .....	D21/37
D. 369,834	5/1996	Serowik et al. ....	D21/37
5,350,175	9/1994	DiLullo et al. ....	273/274 X

[76] Inventors: **Gary J. Serowik**, 101 First St., Ocean City, N.J. 08226; **Thomas Henshaw**, 204 Marilyn Ave., Hammonton, N.J. 08037

*Primary Examiner*—Ted Shooman  
*Assistant Examiner*—Mitchell I. Siegel  
*Attorney, Agent, or Firm*—John Edward Roethel

[\*\*] Term: **14 Years**

[57] **CLAIM**

[21] Appl. No.: **49,447**

The ornamental design for a mini craps table top, as shown and described.

[22] Filed: **Jan. 25, 1996**

**DESCRIPTION**

[51] LOC (6) Cl. .... **21-02**

[52] U.S. Cl. .... **D21/37**

[58] Field of Search ..... D21/37; 273/236, 273/274, 292

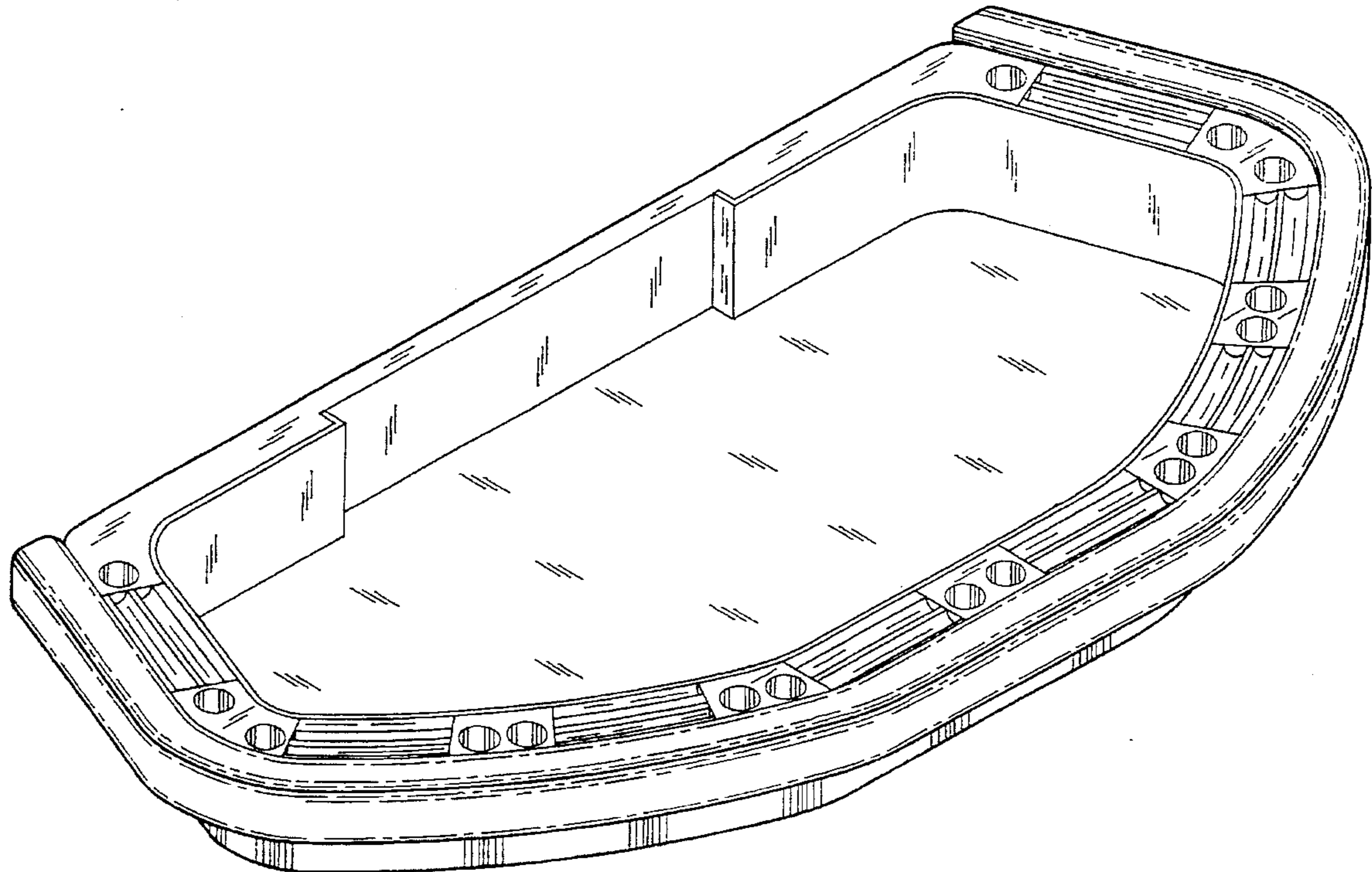
FIG. 1 is an isometric view of a mini craps table top showing our new design;  
FIG. 2 is a front elevational view thereof;  
FIG. 3 is a rear elevational view thereof;  
FIG. 4 is a top plan view thereof;  
FIG. 5 is a bottom plan view thereof;  
FIG. 6 is a left elevational view thereof; and,  
FIG. 7 is a right elevational view thereof.

[56] **References Cited**

**U.S. PATENT DOCUMENTS**

D. 128,163	7/1941	Greitzer .....	D21/37 X
D. 190,503	6/1961	Barron .....	D21/37
D. 266,859	11/1982	Skender .....	D21/37
D. 291,708	9/1987	Ollington .....	D21/37

**1 Claim, 5 Drawing Sheets**



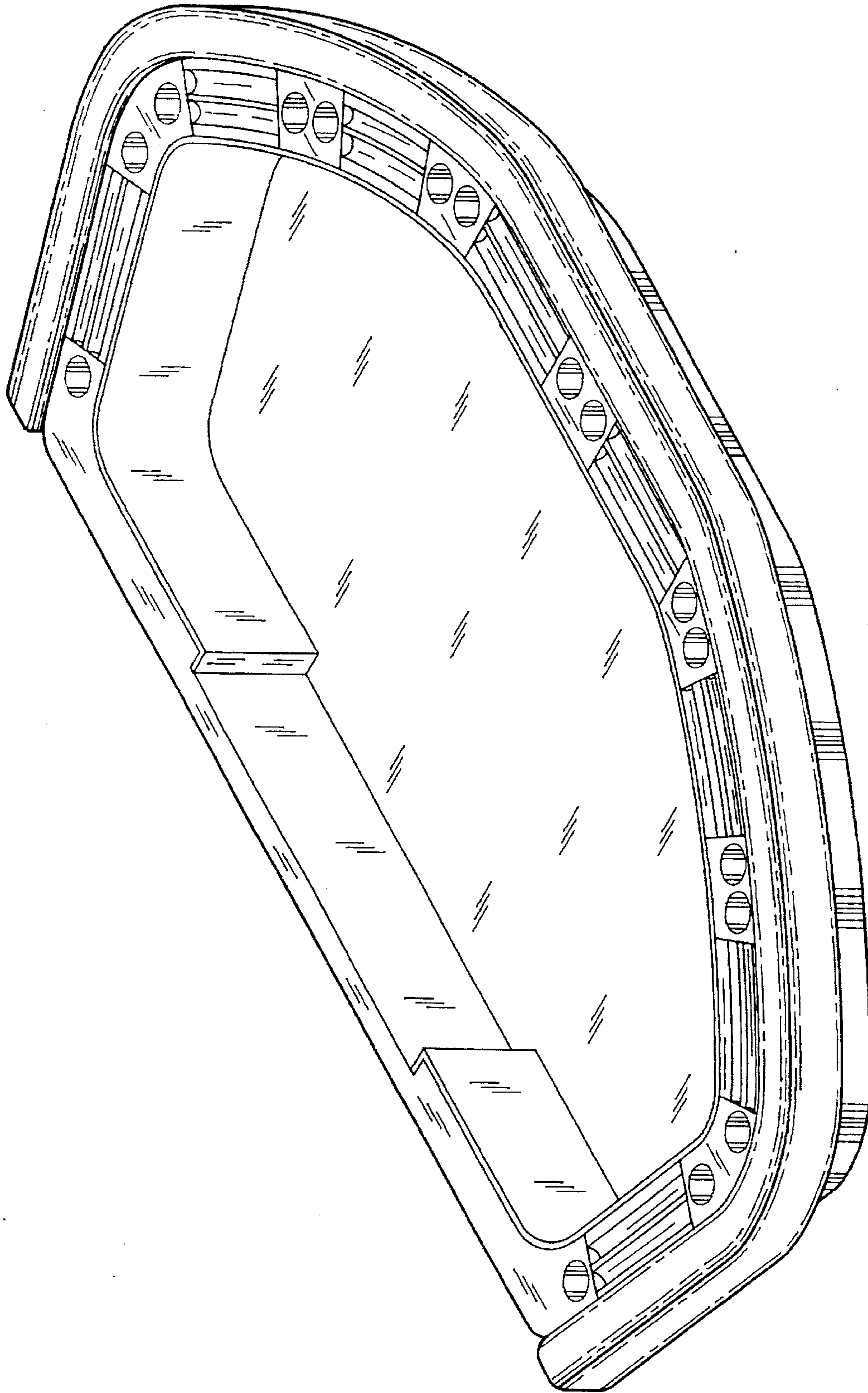


FIG-1

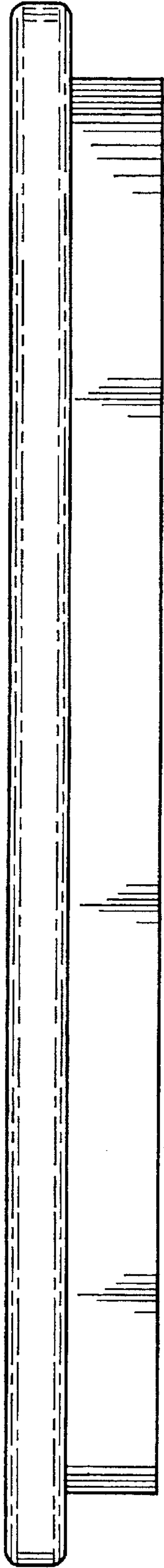


FIG-2




FIG-3






FIG-4

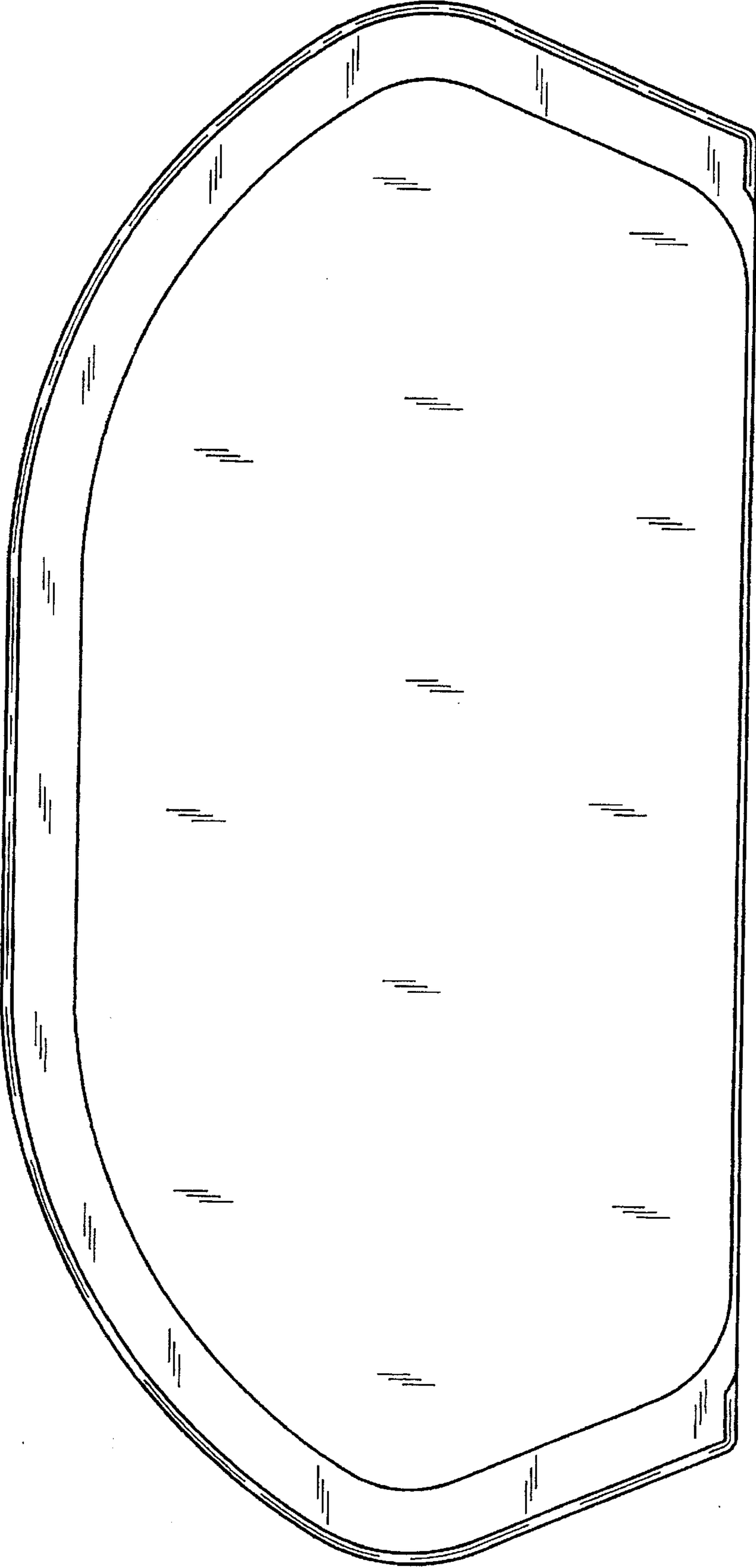


FIG-5

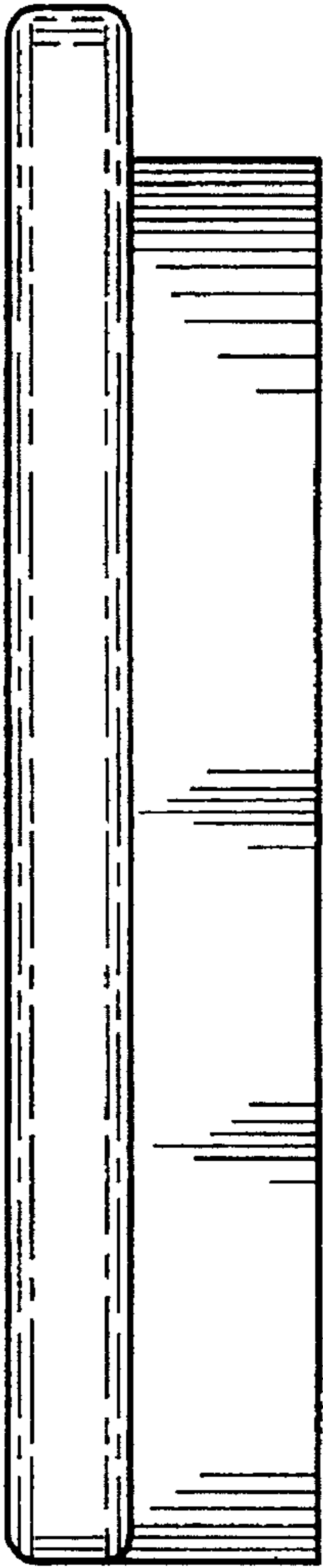


FIG-6

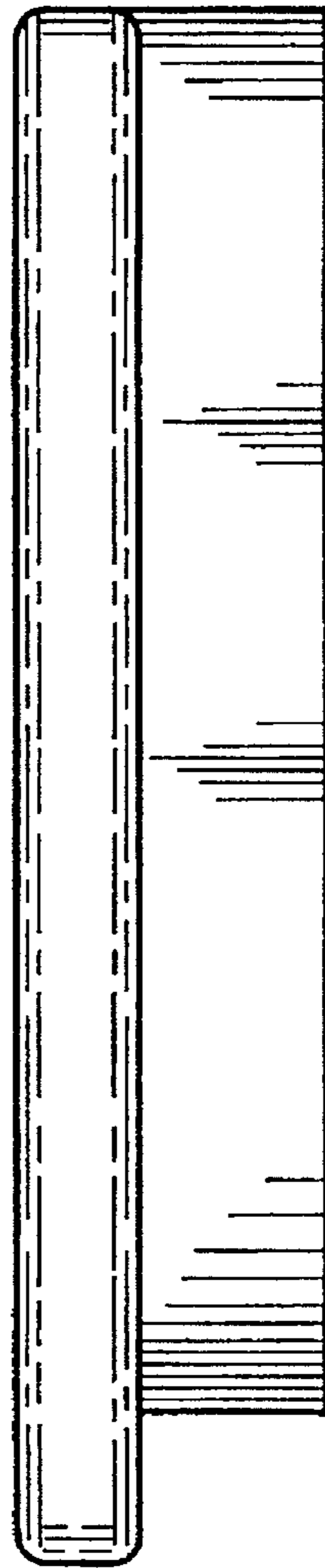


FIG-7