



US00D382590S

United States Patent [19]

Triantopoulos et al.

[11] Patent Number: **Des. 382,590**

[45] Date of Patent: ****Aug. 19, 1997**

[54] **WIRE MARKER PRINTER**

[75] Inventors: **George C. Triantopoulos**, Collierville;
Glenn A. Ellis, Memphis, both of Tenn.

[73] Assignee: **Thomas & Betts Corporation**,
Memphis, Tenn.

[**] Term: **14 Years**

[21] Appl. No.: **43,395**

[22] Filed: **Sep. 1, 1995**

[51] LOC (6) Cl. **18-02**

[52] U.S. Cl. **D18/52**

[58] Field of Search D18/1, 5, 7, 20,
D18/52, 50, 55, 54; 400/692, 691, 679,
613, 613.1; 347/222, 245, 263

[56] **References Cited**

U.S. PATENT DOCUMENTS

| | | | |
|------------|---------|-----------------------|---------|
| D. 129,762 | 9/1941 | Lauder et al. | D18/1 X |
| D. 253,314 | 10/1979 | Collister | D18/54 |
| D. 258,451 | 3/1981 | Bellini | D18/7 |
| D. 264,971 | 6/1982 | Chadima, Jr. | D18/54 |
| D. 362,432 | 9/1995 | Paull et al. | D14/115 |
| D. 362,434 | 9/1995 | Abeu, Jr. et al. | D14/115 |

| | | | |
|-----------|---------|------------------|-----------|
| 2,695,134 | 11/1954 | Sundstrand | D18/7 X |
| 4,969,762 | 11/1990 | Berland | 400/613 X |
| 5,150,130 | 9/1992 | Sato | 347/222 |

Primary Examiner—Louis S. Zarfaz
Assistant Examiner—Frank Martinez
Attorney, Agent, or Firm—Michael L. Hoelter; Salvatore J. Abbruzzese


[57] **CLAIM**

The ornamental design for a wire marker printer, as shown and described.

DESCRIPTION

FIG. 1 is a front perspective view of the subject wire marker printer invention;
FIG. 2 is a top plan view of the printer of FIG. 1;
FIG. 3 is a bottom plan view of the printer of FIG. 1;
FIG. 4 is a front elevation view of the subject wire marker printer as seen from the leftward view of FIG. 2;
FIG. 5 is a rear elevation view of the subject wire marker printer as seen from the rightward view of FIG. 2; and,
FIGS. 6 and 7 are side elevation views of the wire marker printer as seen in opposing side views of the printer of FIG. 2.

1 Claim, 4 Drawing Sheets



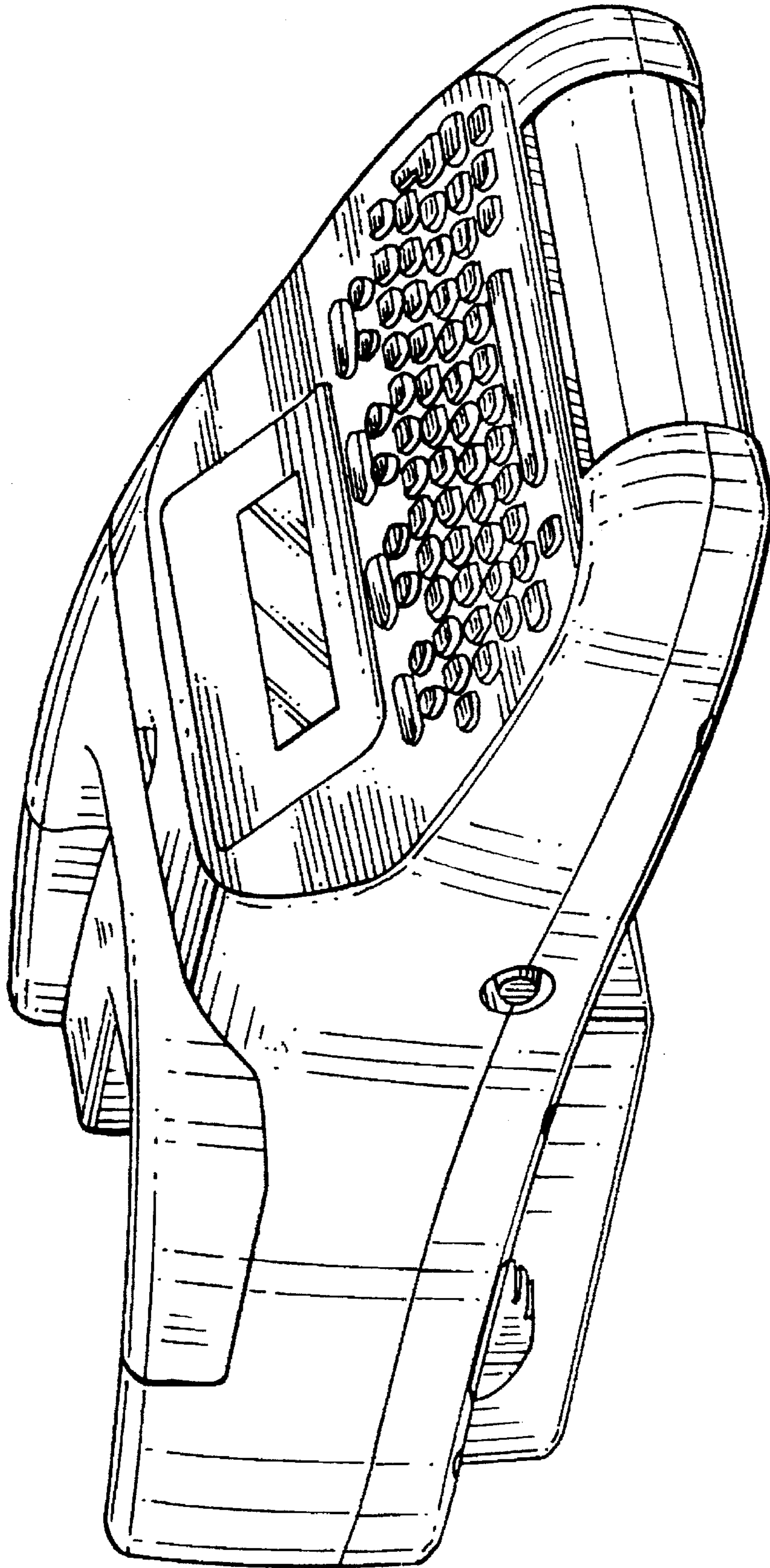


FIG. 1

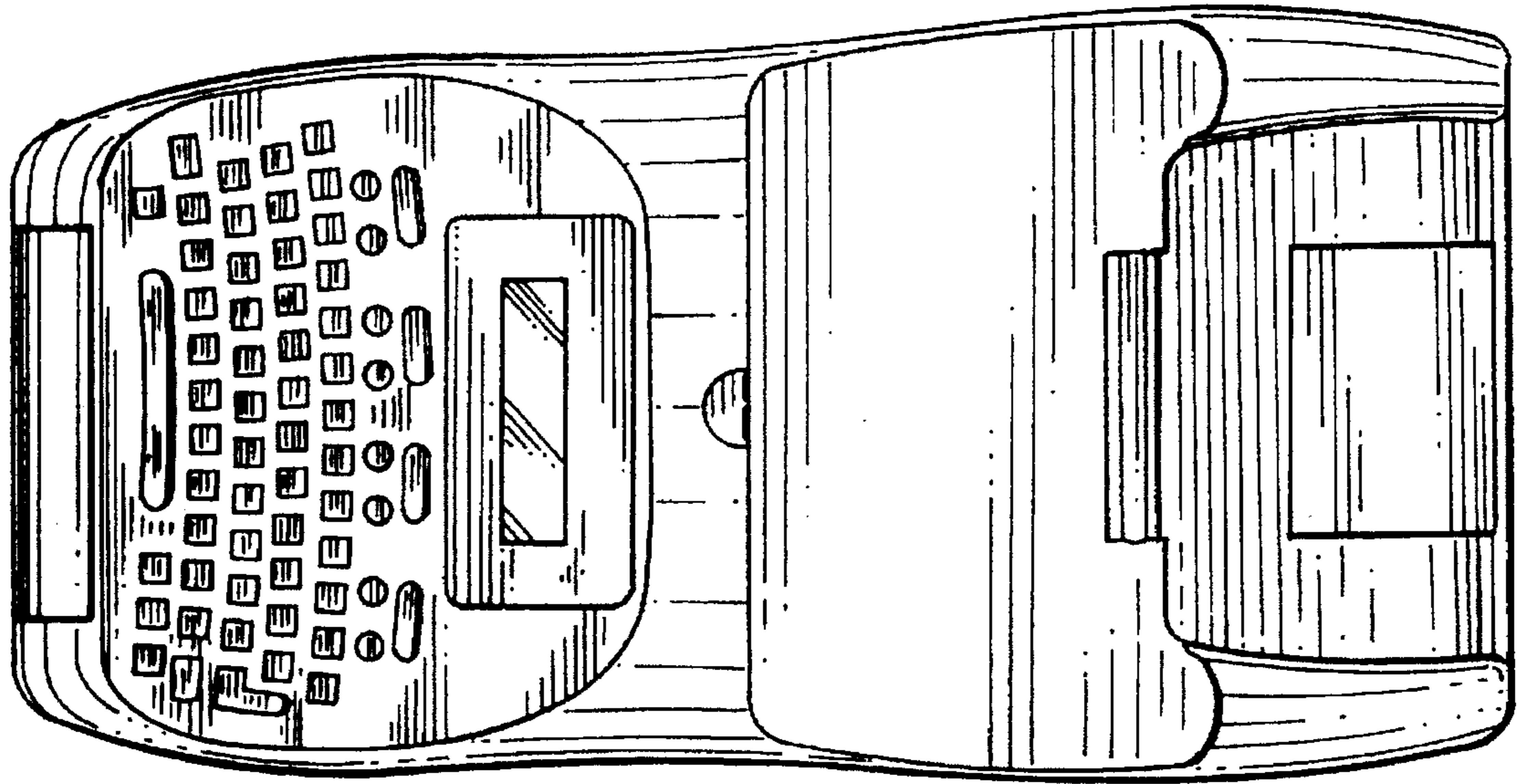


FIG. 2

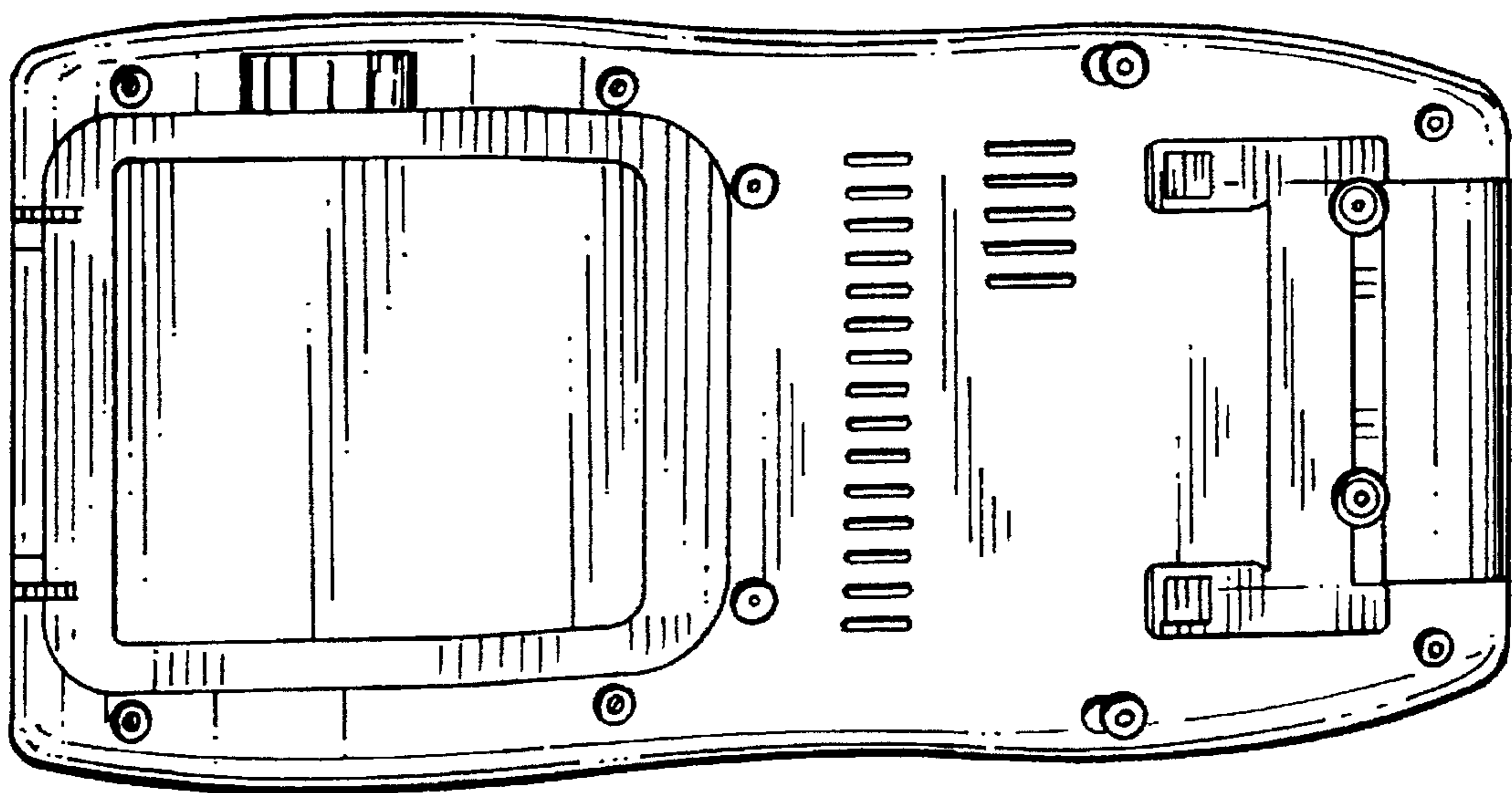


FIG. 3




FIG. 4

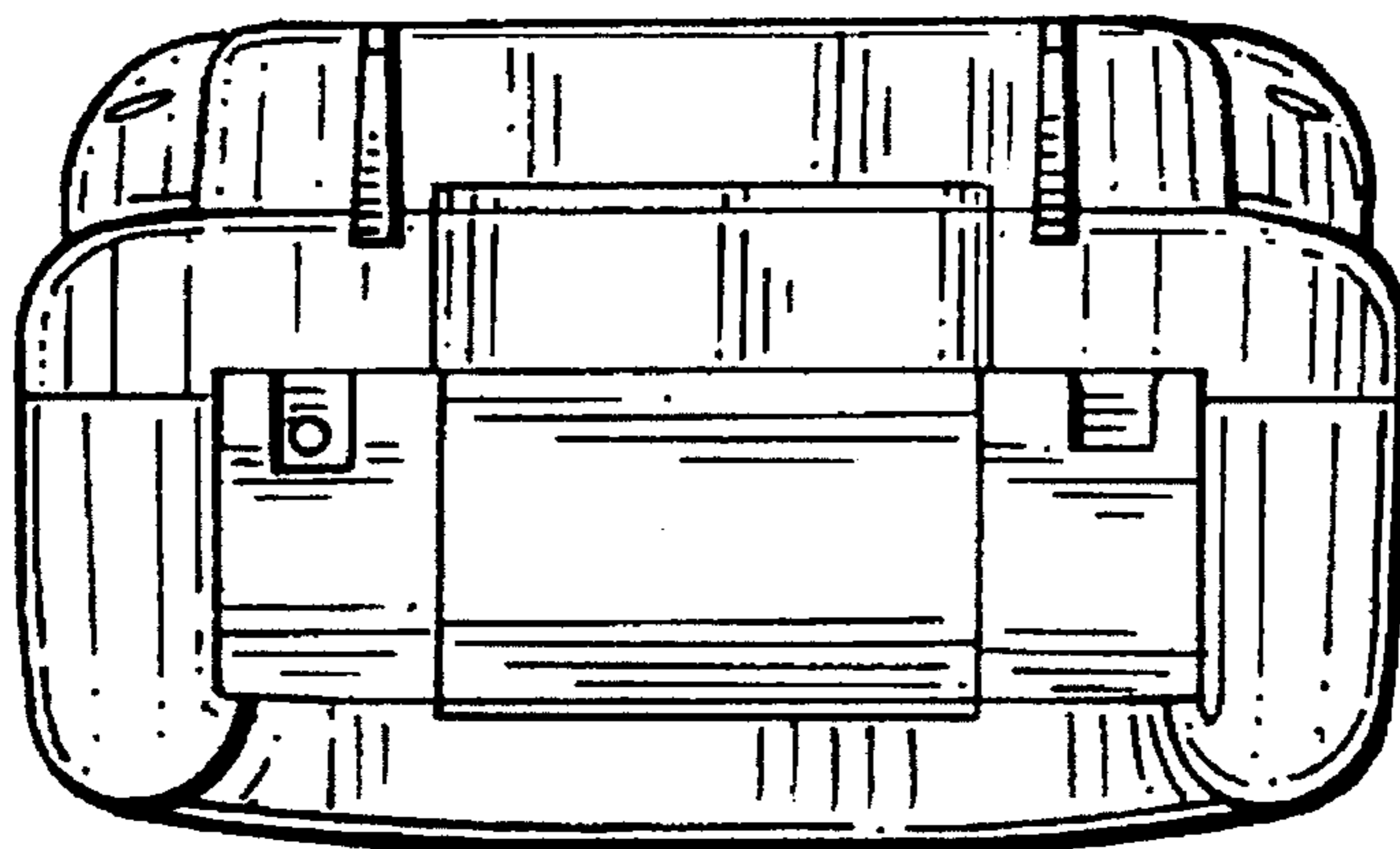


FIG. 5

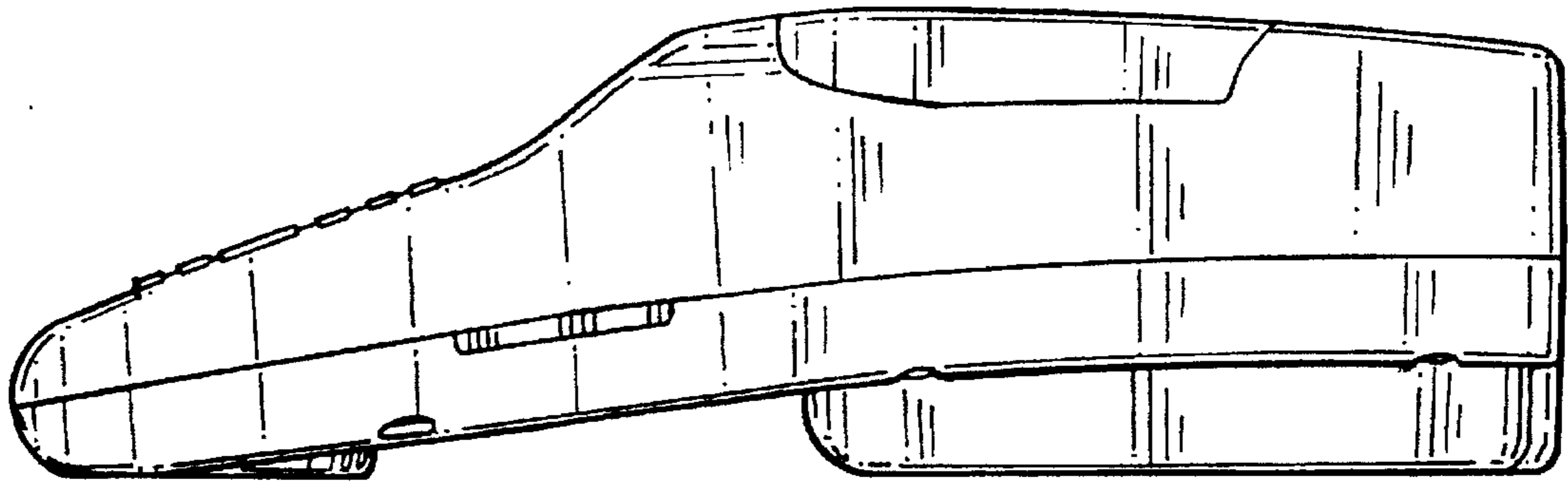


FIG. 6

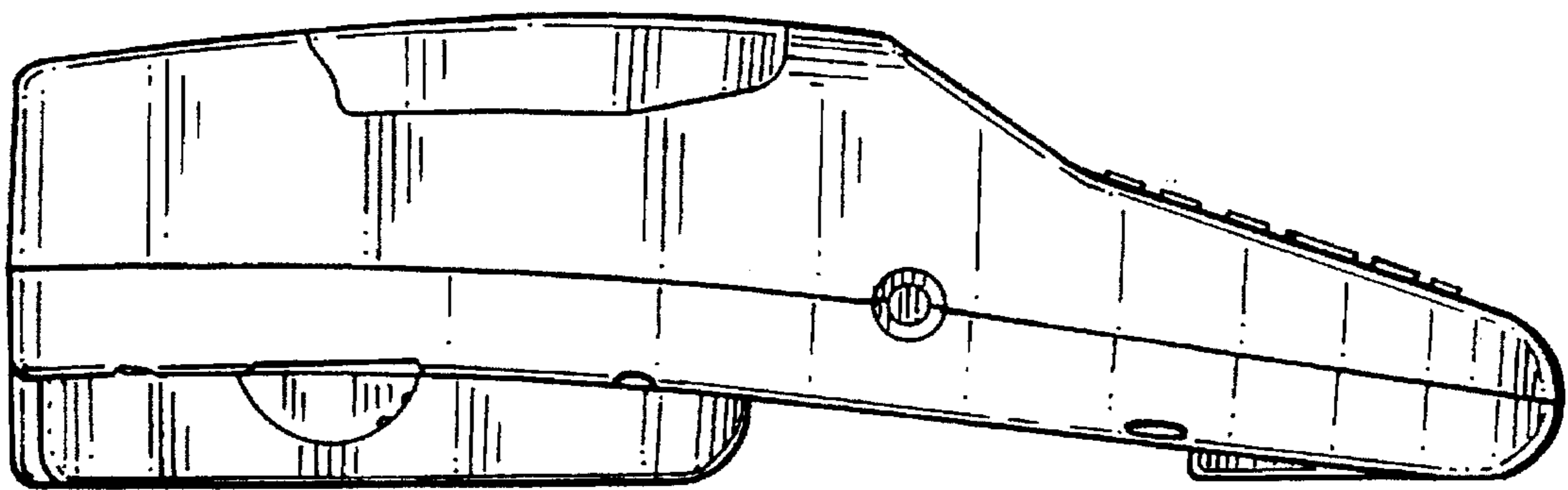


FIG. 7