



US00D382585S

United States Patent [19]

Domhoff et al.

[11] Patent Number: Des. 382,585

[45] Date of Patent: **Aug. 19, 1997

[54] **INK REFILL TANK**

[75] Inventors: **Joseph E. Domhoff**, Shelbyville;
Mordechai Lev, Lexington; **William G. Goff, III**, Lexington; **Jonathan K. Voet**, Lexington, all of Ky.

[73] Assignee: **Nu-Kote International, Inc.**,
 Rochester, N.Y.

[**] Term: **14 Years**

[21] Appl. No.: **29,203**

[22] Filed: **Sep. 30, 1994**

[51] **LOC (6) Cl.** **18-02**

[52] **U.S. Cl.** **D18/56; 347/86**

[58] **Field of Search** **D18/40, 56, 12;**
347/86-87, 88; D9/315; 206/701; 215/382,
383

[56] **References Cited**

U.S. PATENT DOCUMENTS

D. 135,679	5/1943	McIntosh	D9/522
D. 239,596	4/1976	Dogliotti	D9/315
D. 239,697	4/1976	Hunt	D9/522
D. 313,346	1/1991	Fiore	D9/530
D. 314,973	2/1991	Yamamoto	D18/56
D. 322,027	12/1991	Knudsen et al.	D9/516
D. 325,519	4/1992	Proctor	D9/522
D. 340,063	10/1993	Chow	D18/12
D. 341,157	11/1993	Kitahara et al.	D18/56
D. 341,619	11/1993	Ujita et al.	D18/56
D. 341,620	11/1993	Ujita et al.	D18/56
D. 348,480	7/1994	Ujita et al.	D18/56
D. 351,190	10/1994	Oshima et al.	D18/56
D. 352,060	11/1994	Kubota et al.	D18/56
D. 356,597	3/1995	Gray	D18/56
3,482,258	12/1969	Steen	346/140.1
4,183,031	1/1980	Kyser et al.	347/86
4,187,511	2/1980	Robinson	347/77
4,500,895	2/1985	Buck et al.	347/87
4,501,383	2/1985	Iannelli	222/82
4,677,448	6/1987	Mizusawa et al.	347/85
4,700,202	10/1987	Kuranishi et al.	347/86
4,929,109	5/1990	Ikenaga	347/86
4,967,207	10/1990	Ruder	347/77
4,968,998	11/1990	Allen	347/77

5,039,999	8/1991	Winslow et al.	347/87
5,040,001	8/1991	Dunn et al.	347/86
5,116,902	5/1992	Chapman et al.	347/87
5,187,498	2/1993	Burger	347/86
5,199,470	4/1993	Goldman	347/87
5,280,300	1/1994	Fong et al.	347/87
5,329,294	7/1994	Ontawar et al.	347/87
5,341,161	8/1994	Yamakawa et al.	347/87
5,359,356	10/1994	Ecklund	347/86
5,400,573	3/1995	Crystal et al.	347/87
5,406,320	4/1995	Dursl et al.	347/86
5,453,771	9/1995	Waseda et al.	347/86

FOREIGN PATENT DOCUMENTS

519453	12/1992	European Pat. Off.	347/87
543315	5/1993	European Pat. Off.	347/86
567308	10/1993	European Pat. Off.	.	
568124	11/1993	European Pat. Off.	.	
594055	4/1994	European Pat. Off.	.	
603910	6/1994	European Pat. Off.	.	
611656	8/1994	European Pat. Off.	.	
2950673	6/1981	Germany	347/86
3401071	7/1985	Germany	.	
5185602	7/1993	Japan	347/87
5338198	12/1993	Japan	347/86
WO94/11195	5/1994	WIPO	.	

Primary Examiner—Cathy Anne MacCormac
Attorney, Agent, or Firm—Fay, Sharpe, Beall, Fagan,
 Minnich & McKee


[57] **CLAIM**

The ornamental design for an ink refill tank, as shown and described.

DESCRIPTION

FIG. 1 is a perspective view of an ink refill tank showing our new design;
 FIG. 2 is a top plan view thereof;
 FIG. 3 is a bottom plan view thereof;
 FIG. 4 is a left side elevational view thereof;
 FIG. 5 is a front elevational view thereof;
 FIG. 6 is a rear elevational view thereof; and,
 FIG. 7 is a right side elevational view thereof.
 The broken lines are for purposes of illustration only and form no part of the claimed design.

1 Claim, 2 Drawing Sheets



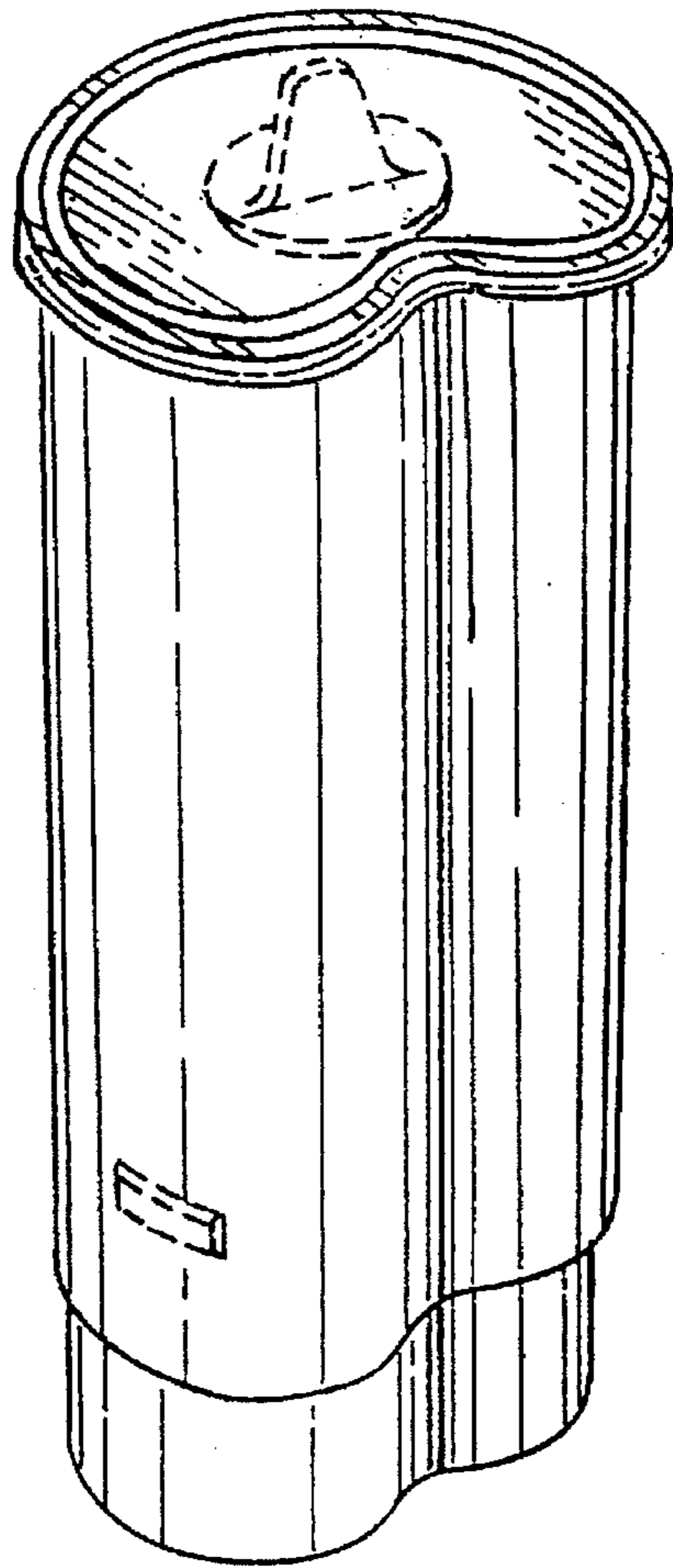


FIG. 1

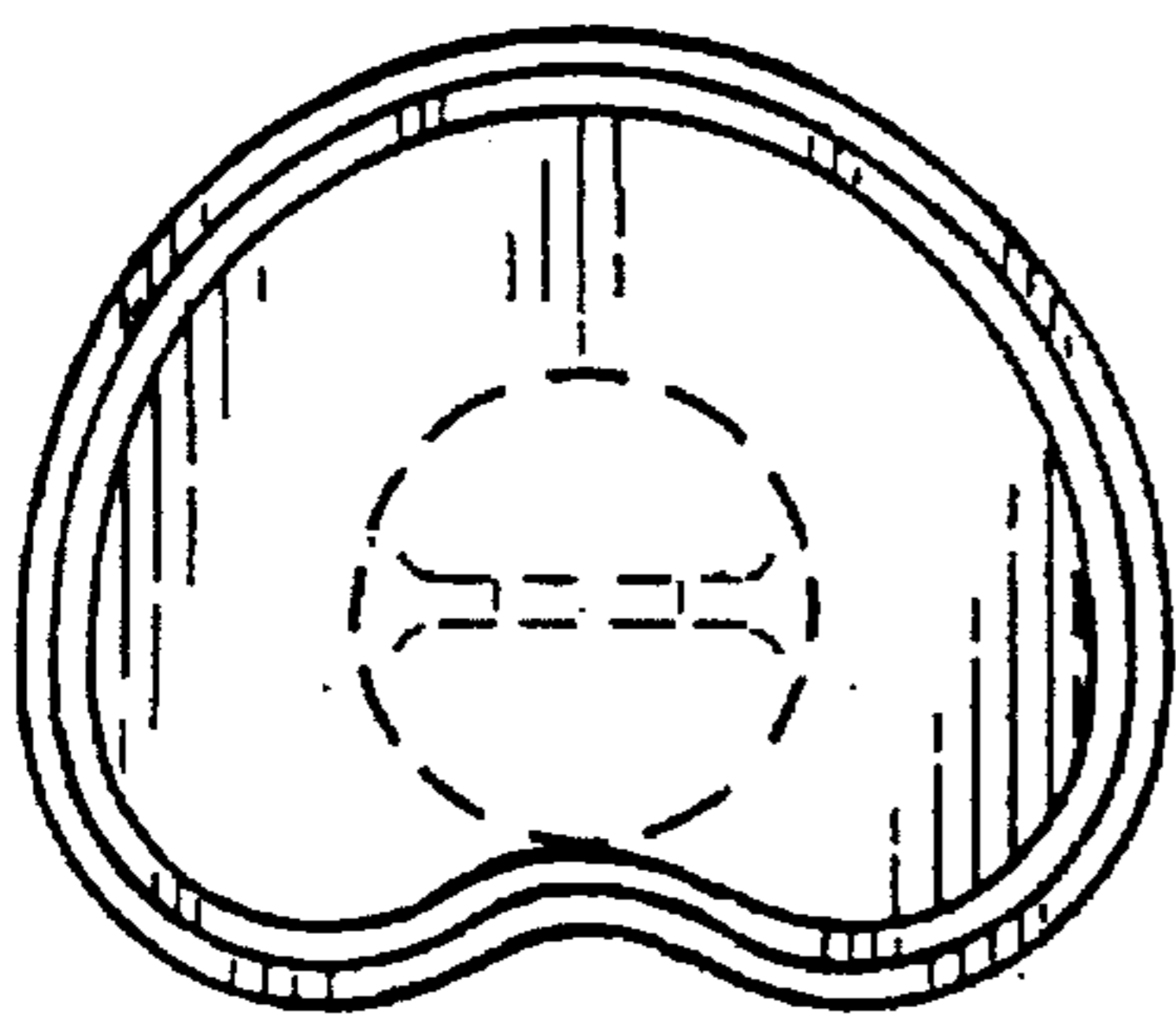


FIG. 2

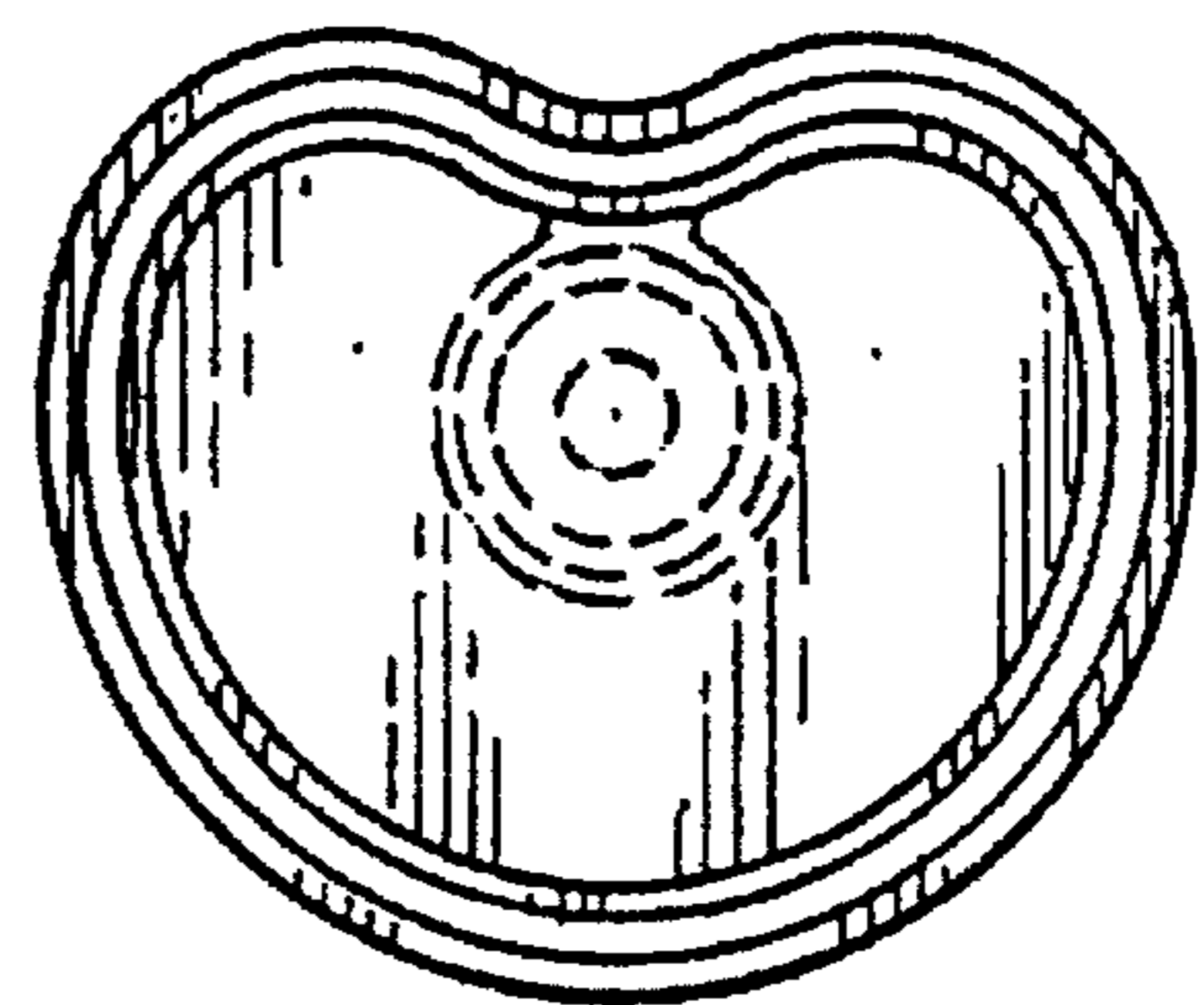


FIG. 3

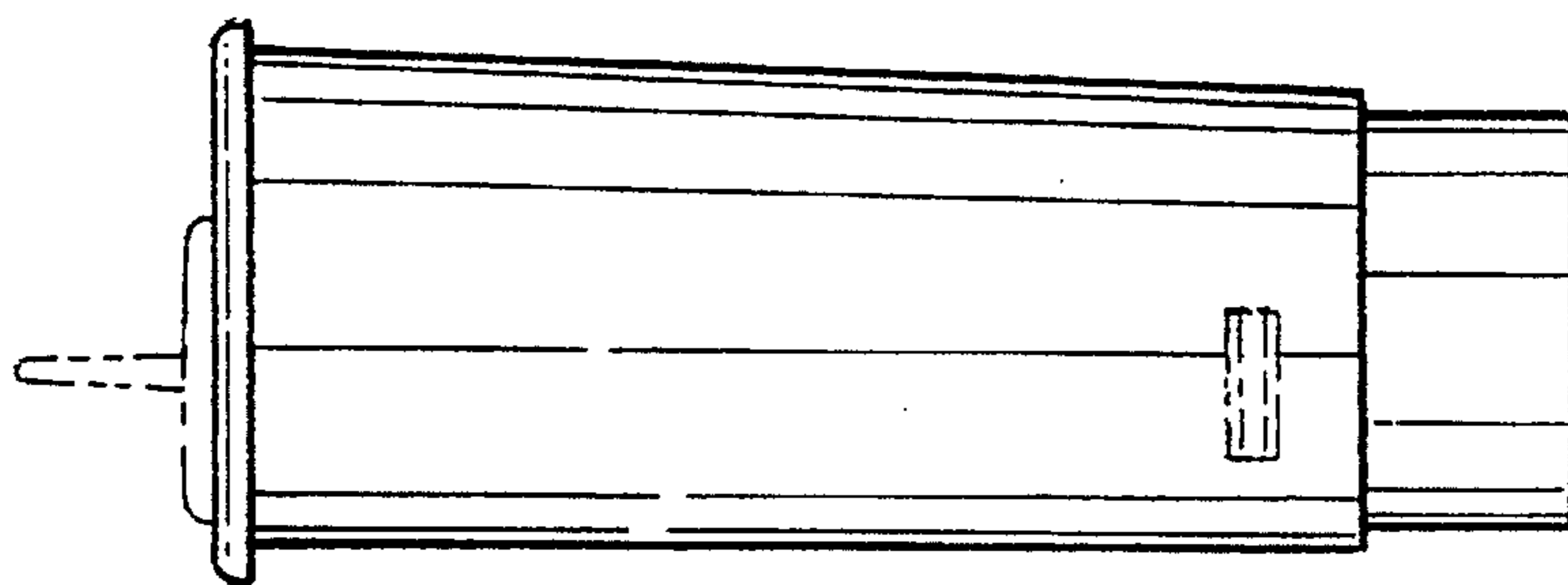


FIG. 7

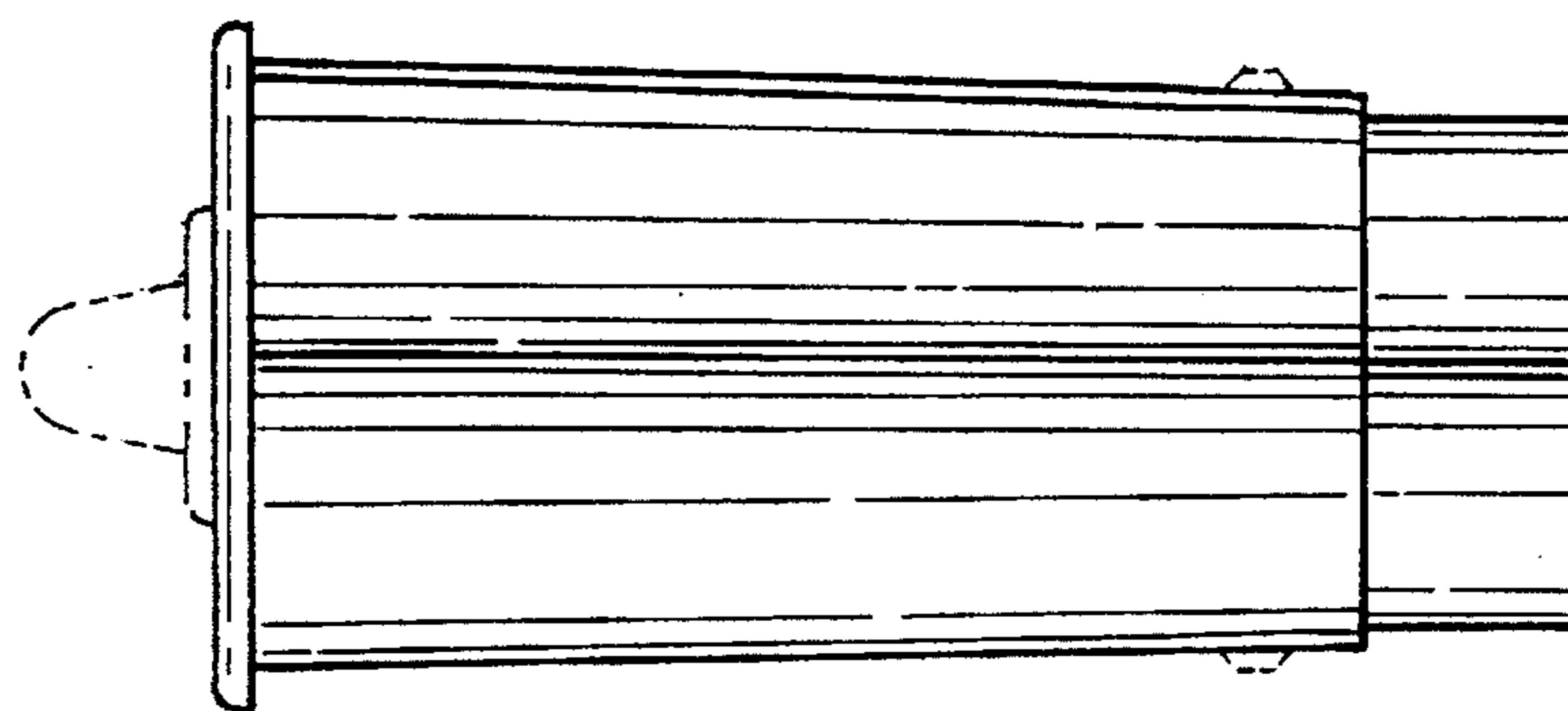


FIG. 5




FIG. 4

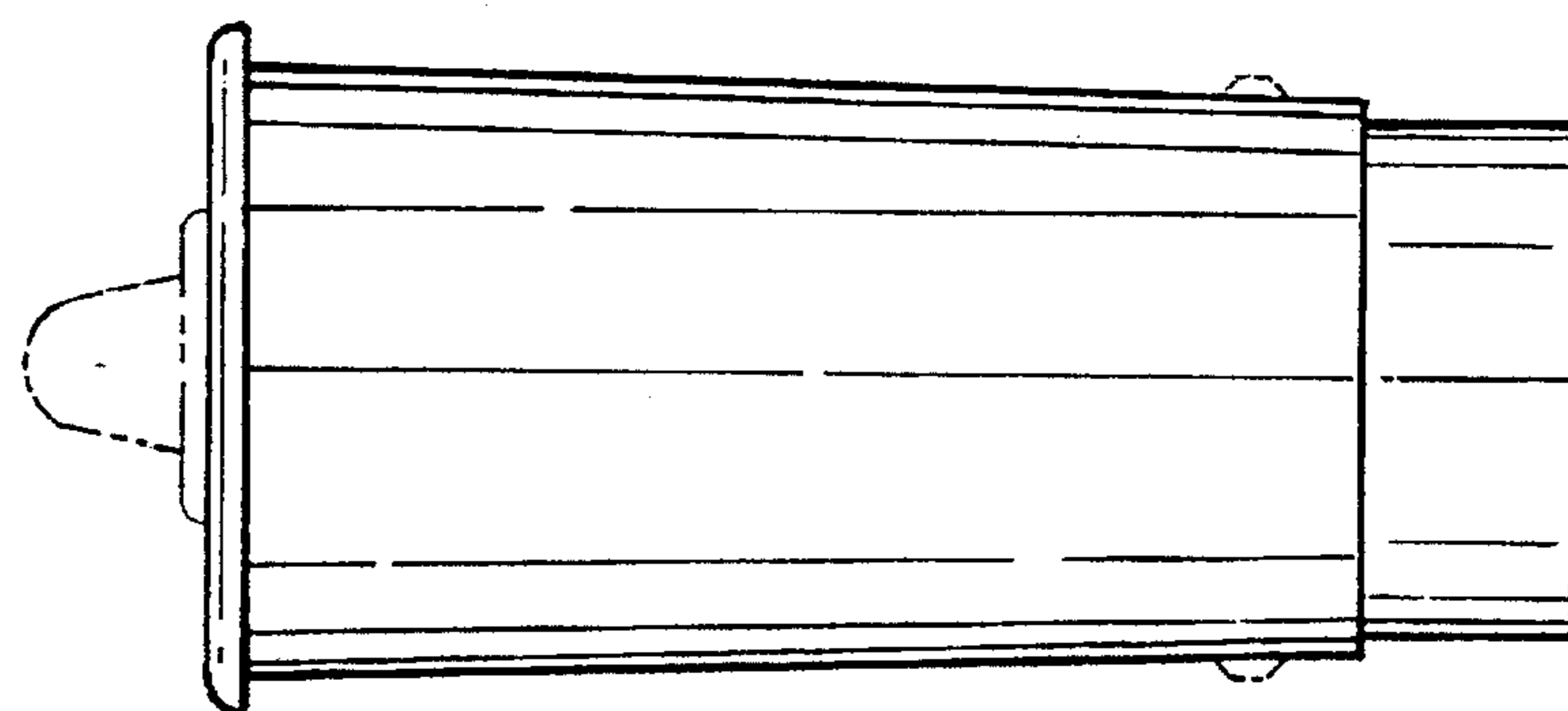


FIG. 6