



US00D382583S

United States Patent [19]

[11] Patent Number: **Des. 382,583**

Takahashi et al.

[45] Date of Patent: ****Aug. 19, 1997**

[54] **INK JET PRINTER**

[75] Inventors: **Koichi Takahashi; Masayuki Ono,**
both of Suwa, Japan

[73] Assignee: **Seiko Epson Corporation,** Tokyo,
Japan

[**] Term: **14 Years**

[21] Appl. No.: **48,554**

[22] Filed: **Jan. 3, 1996**

[30] Foreign Application Priority Data

Jul. 3, 1995 [JP] Japan 7-19105

[51] LOC (6) Cl. **18-02**

[52] U.S. Cl. **D18/55**

[58] Field of Search D18/50, 54-55;
400/691-694, 613, 613.1-613.4, 690.1,
690.4

[56] References Cited

U.S. PATENT DOCUMENTS

D. 323,850 2/1992 Matsuo et al. D18/54

D. 332,621 1/1993 Sugawara D18/55

D. 339,159	9/1993	Pruitt et al.	D18/55
D. 349,922	8/1994	Tashiro	D18/50
D. 356,818	3/1995	Sekine et al.	D18/55
D. 369,180	4/1996	Fukaya et al.	D18/50
D. 369,382	4/1996	Matsunaga et al.	D18/55
5,387,043	2/1995	Fujioka et al.	400/691

Primary Examiner—Cathy Anne MacCormac
Attorney, Agent, or Firm—Stroock & Stroock & Lavan

[57] CLAIM

The ornamental design for an ink jet printer, as shown and described.

DESCRIPTION

FIG. 1 is a front perspective view of an ink jet printer showing our new design;
FIG. 2 is a front view thereof;
FIG. 3 is a right side view thereof;
FIG. 4 is a left side view thereof;
FIG. 5 is a top plan view thereof;
FIG. 6 is a rear view thereof;
FIG. 7 is a bottom view thereof; and,
FIG. 8 is a perspective reference view showing usage thereof.

1 Claim, 4 Drawing Sheets





FIG. 1




FIG. 2




FIG. 3




FIG. 4




FIG. 5




FIG. 6




FIG. 7




FIG. 8

