



US00D382568S

United States Patent [19]

[11] Patent Number: **Des. 382,568**

Robbins et al.

[45] Date of Patent: ****Aug. 19, 1997**

[54] **TROLLING HANDLE**

[75] Inventors: **Jack Robbins**, Derby, Kans.; **William A. Henderson**, Starkville, Miss.

[73] Assignee: **Brunswick Corporation**, Lake Forest, Ill.

[**] Term: **14 Years**

[21] Appl. No.: **37,802**

[22] Filed: **Apr. 20, 1995**

[51] LOC (6) Cl. **15-01**

[52] U.S. Cl. **D15/4**

[58] Field of Search D15/4, 5; 84/426, 84/721, 746; 440/6, 7, 62; 114/153, 144 E, 145 A

[56] **References Cited**

U.S. PATENT DOCUMENTS

- D. 260,523 9/1981 Rains, III et al. D15/4
- D. 264,084 4/1982 Morgan D15/4

- D. 308,525 6/1990 Robbins D15/4
- D. 312,259 11/1990 Robbins D15/4
- D. 343,625 1/1994 Walthall D15/4
- D. 353,697 12/1994 Breen et al. D8/320 X
- 2,999,714 9/1961 Ritchie 220/755 X
- 4,129,088 12/1978 Foley, Jr. 440/6 X
- 5,171,174 12/1992 Mynster 440/7

Primary Examiner—Paula A. Mortimer
Attorney, Agent, or Firm—Rosenblatt & Redano, P.C.

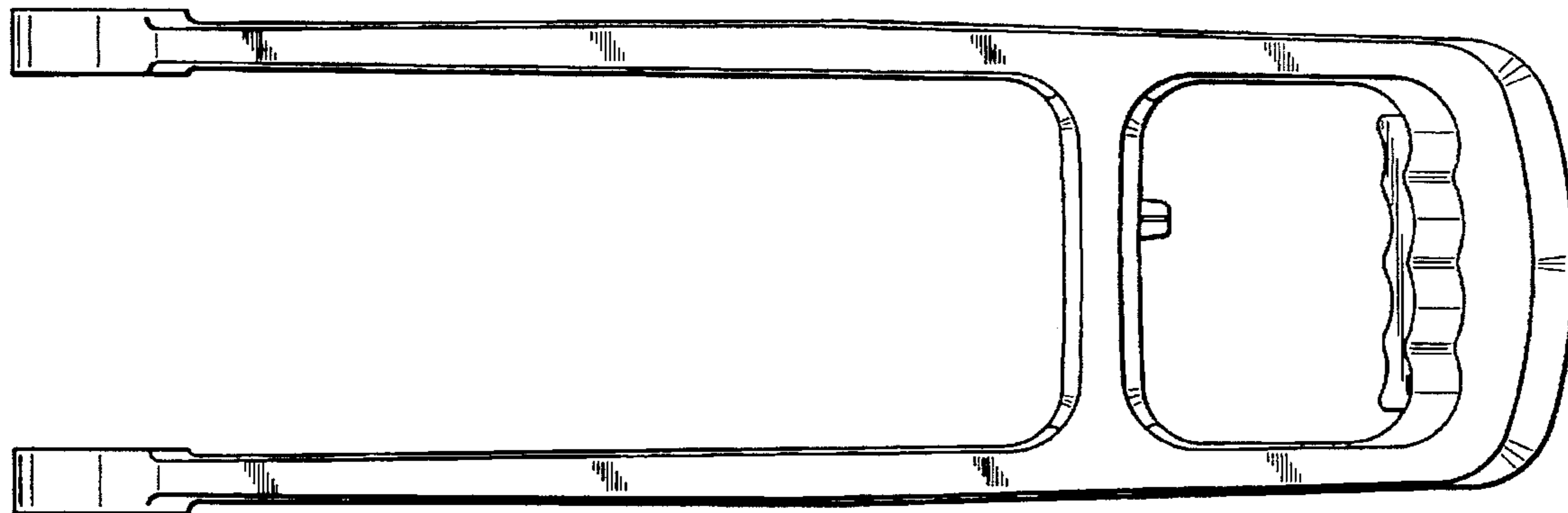
[57] **CLAIM**

The ornamental design for a trolling handle, as shown and described.

DESCRIPTION

FIG. 1 is a top plan view of a trolling handle showing our new design;
FIG. 2 is a bottom plan view thereof;
FIG. 3 is a right side elevational view thereof;
FIG. 4 is a left side elevational view thereof;
FIG. 5 is a front elevational view thereof; and,
FIG. 6 is a rear elevational view thereof.

1 Claim, 2 Drawing Sheets






FIG. 1

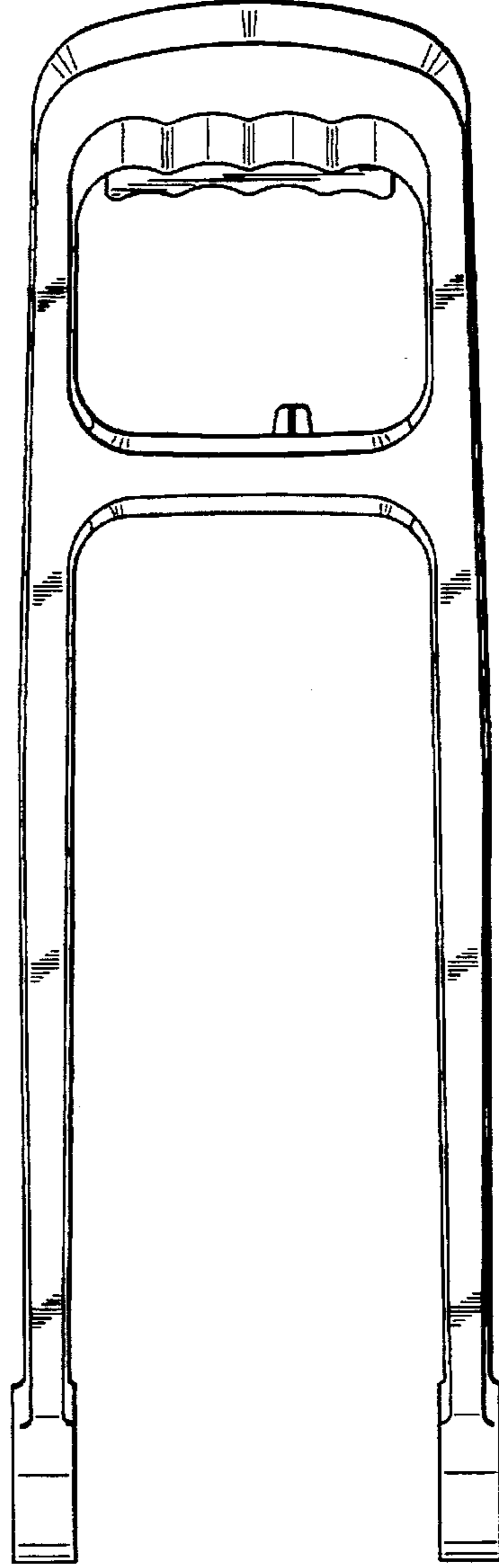


FIG. 2

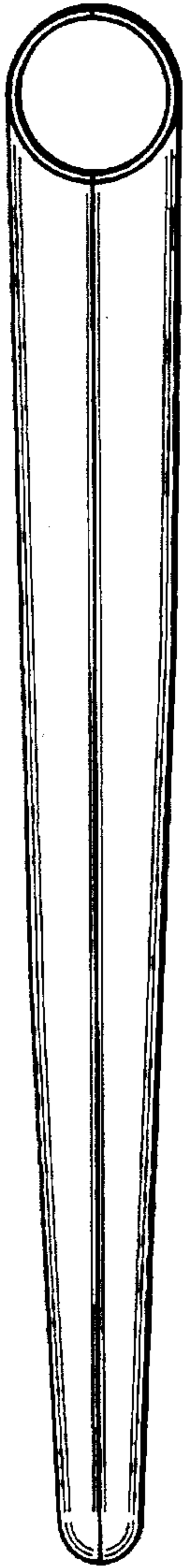


FIG. 3

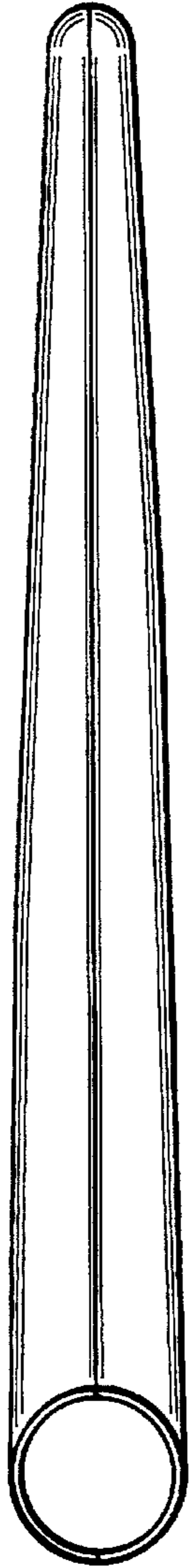


FIG. 4




FIG. 5



FIG. 6