



US00D382538S

United States Patent [19]

[11] Patent Number: Des. 382,538

Brunette

[45] Date of Patent: **Aug. 19, 1997

[54] **PROTECTIVE COVER FOR A REMOVABLE BATTERY OF A RADIOTELEPHONE**

[75] Inventor: **James R. Brunette**, Wheeling, Ill.

[73] Assignee: **Motorola, Inc.**, Schaumburg, Ill.

[**] Term: **14 Years**

[21] Appl. No.: **43,289**

[22] Filed: **Aug. 31, 1995**

[51] LOC (6) Cl. **13-02**

[52] U.S. Cl. **D13/119; D13/103**

[58] Field of Search **D13/101, 102, D13/103, 104, 107, 108, 119; 429/96-100, 163, 175, 176, 181, 187, 159**

[56] **References Cited**

U.S. PATENT DOCUMENTS

D. 152,169	12/1948	Raney	D13/119
D. 367,640	3/1996	Nagele et al.	D13/103
D. 372,896	8/1996	Nagele et al.	D13/103
3,370,987	2/1968	Rush	429/98

Primary Examiner—A. Hugo Word
Assistant Examiner—Robin V. Taylor
Attorney, Agent, or Firm—Donald C. Kordich

[57] **CLAIM**

The ornamental design for a protective cover for a removable battery of a radiotelephone, as shown and described.

DESCRIPTION

FIG. 1 is a top, left, front, perspective view of a protective cover for a removable battery of a radiotelephone with a removable battery installed;

FIG. 2 is a top, right, rear, perspective view of a protective cover for a removable battery of a radiotelephone;

FIG. 3 is a top plan view of a protective cover for a removable battery of a radiotelephone;

FIG. 4 is a front elevation view of a protective cover for a removable battery of a radiotelephone;

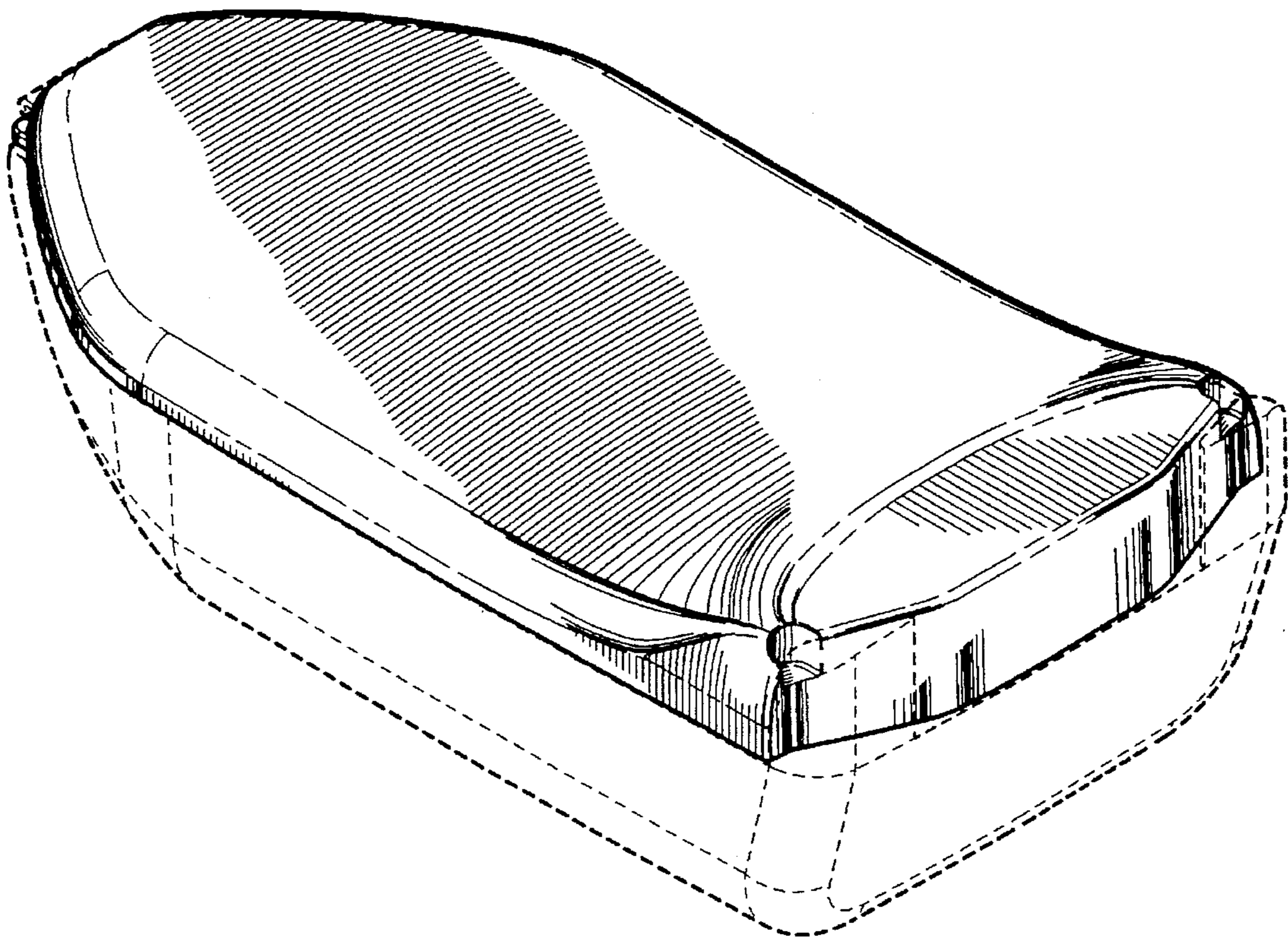
FIG. 5 is a rear elevation view of a protective cover for a removable battery of a radiotelephone;

FIG. 6 is a left elevation view of a protective cover for a removable battery of a radiotelephone; and,

FIG. 7 is a bottom plan view of a protective cover for a removable battery of a radiotelephone.

The broken line showing is for illustrative purposes only and forms no part of the claimed design.

1 Claim, 3 Drawing Sheets



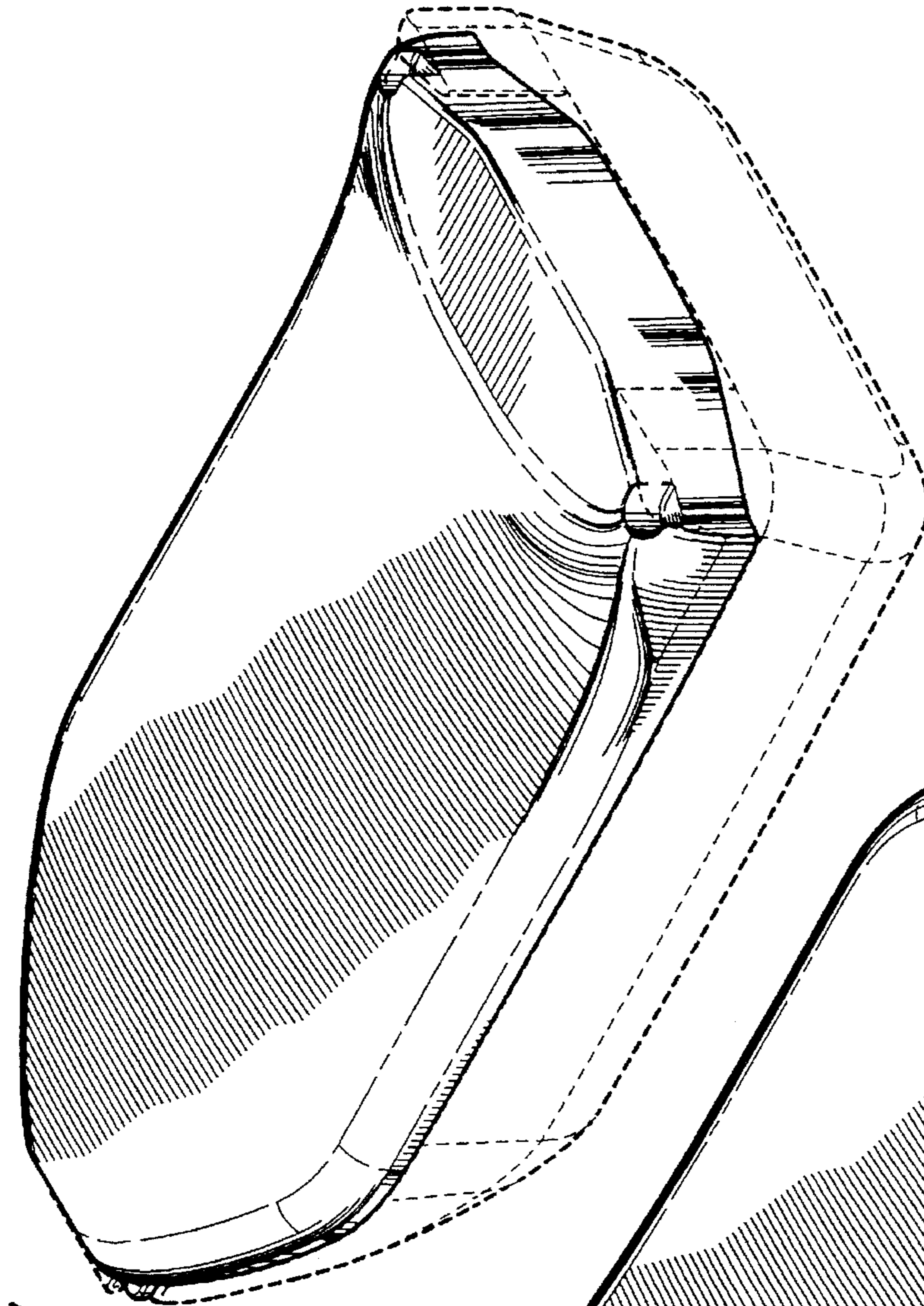


FIG. 1

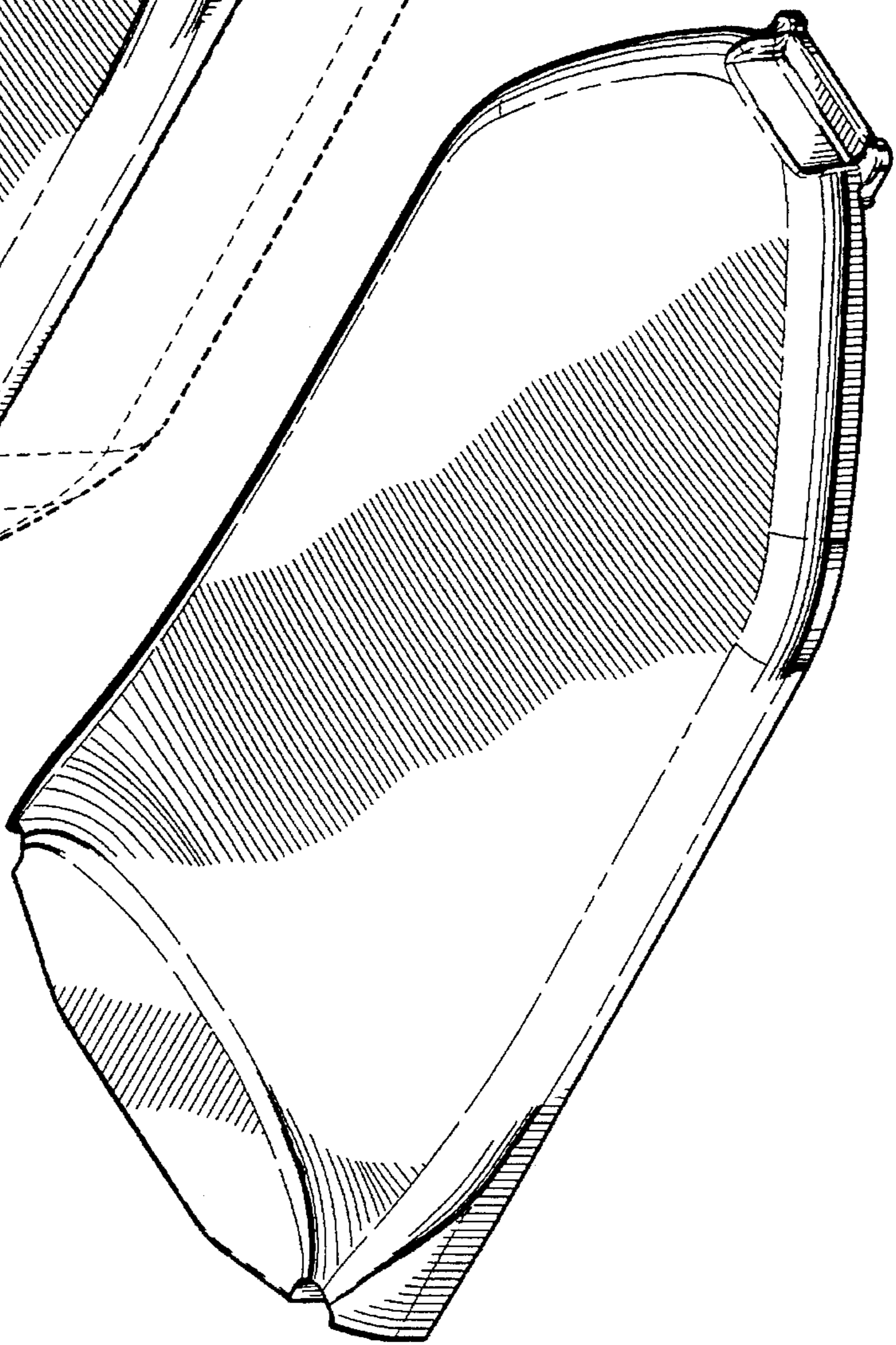


FIG. 2

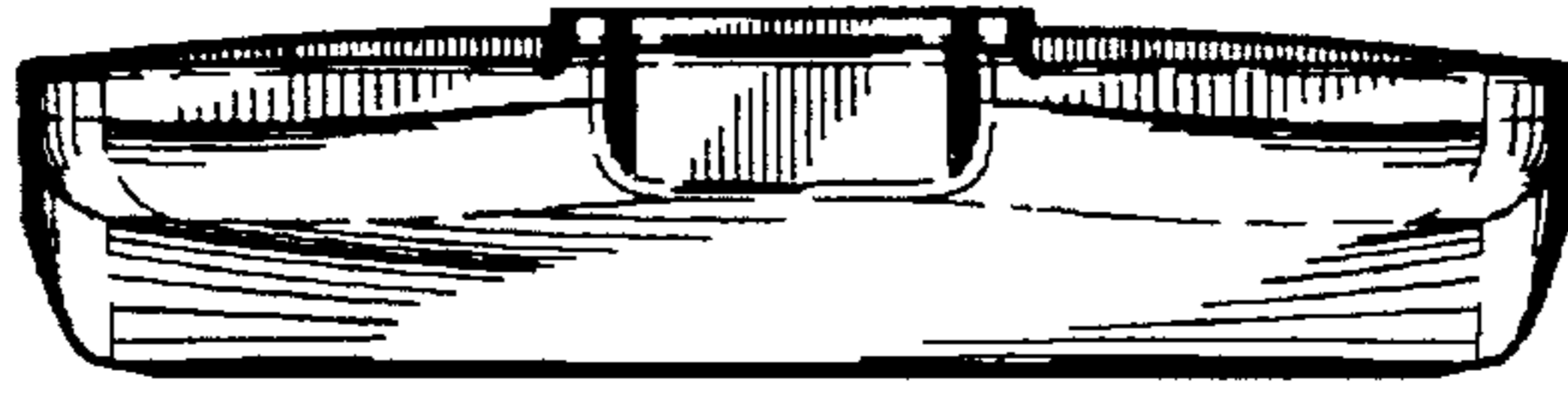


FIG. 5




FIG. 3



FIG. 4

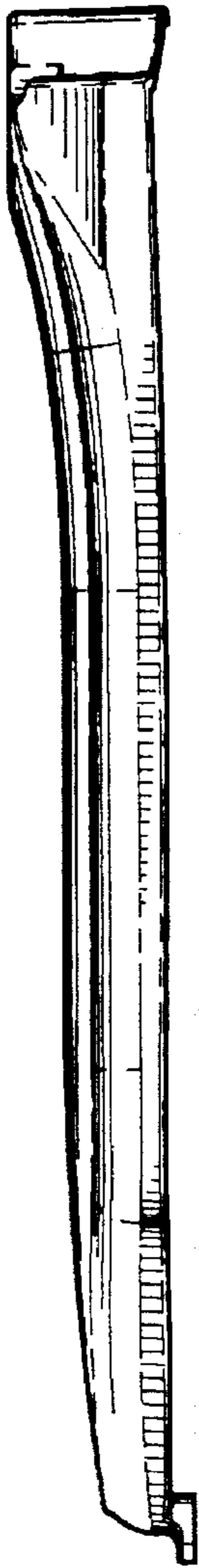


FIG. 6




FIG. 7