



US00D382524S

United States Patent [19]
Ratliff, Jr.

[11] **Patent Number: Des. 382,524**
[45] **Date of Patent: **Aug. 19, 1997**

[54] **TIRE TREAD**
[75] **Inventor: Billy Joe Ratliff, Jr., Akron, Ohio**
[73] **Assignee: The Goodyear Tire & Rubber Company, Akron, Ohio**
[**] **Term: 14 Years**

D. 292,080 9/1987 Hayakawa et al. D12/146
D. 334,160 3/1993 Woo D12/14
D. 336,874 6/1993 Montag et al. D12/147
D. 365,069 12/1995 Kotanides, Jr. et al. D12/147

Primary Examiner—James Gandy
Assistant Examiner—Robert M. Spear
Attorney, Agent, or Firm—T. P. Lewandowski

[21] **Appl. No.: 49,602**
[22] **Filed: Dec. 20, 1995**

[57] **CLAIM**

The ornamental design for a tire tread, as shown and described.

[51] **LOC (6) Cl. 12-15**
[52] **U.S. Cl. D12/147**
[58] **Field of Search D12/136, 138, D12/141, 145-151; 152/209 A, 209 D, 209 R**

DESCRIPTION

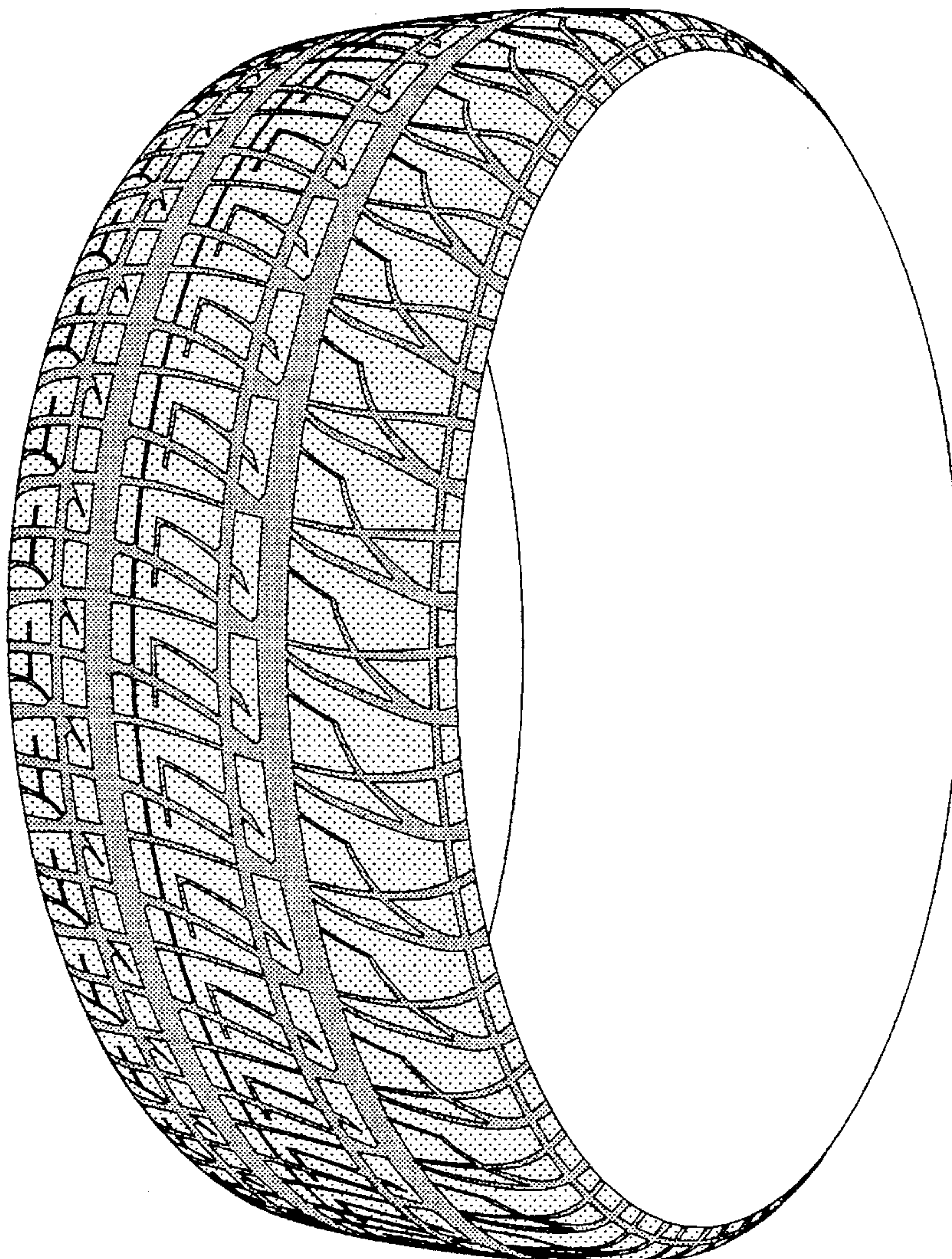
FIG. 1 is a perspective view of a tire tread, it being understood that the pattern is repeated uniformly throughout the circumference of the tread;
FIG. 2 is a front elevational view thereof;
FIG. 3 is a side elevational view thereof; and,
FIG. 4 is an enlarged fragmentary view thereof.
The dark stippled shading in FIG. 1 represents grooves in the tread surface, having a depth as best defined in FIG. 2.

[56] **References Cited**

U.S. PATENT DOCUMENTS

D. 260,756 9/1981 Duncan D12/146

1 Claim, 4 Drawing Sheets



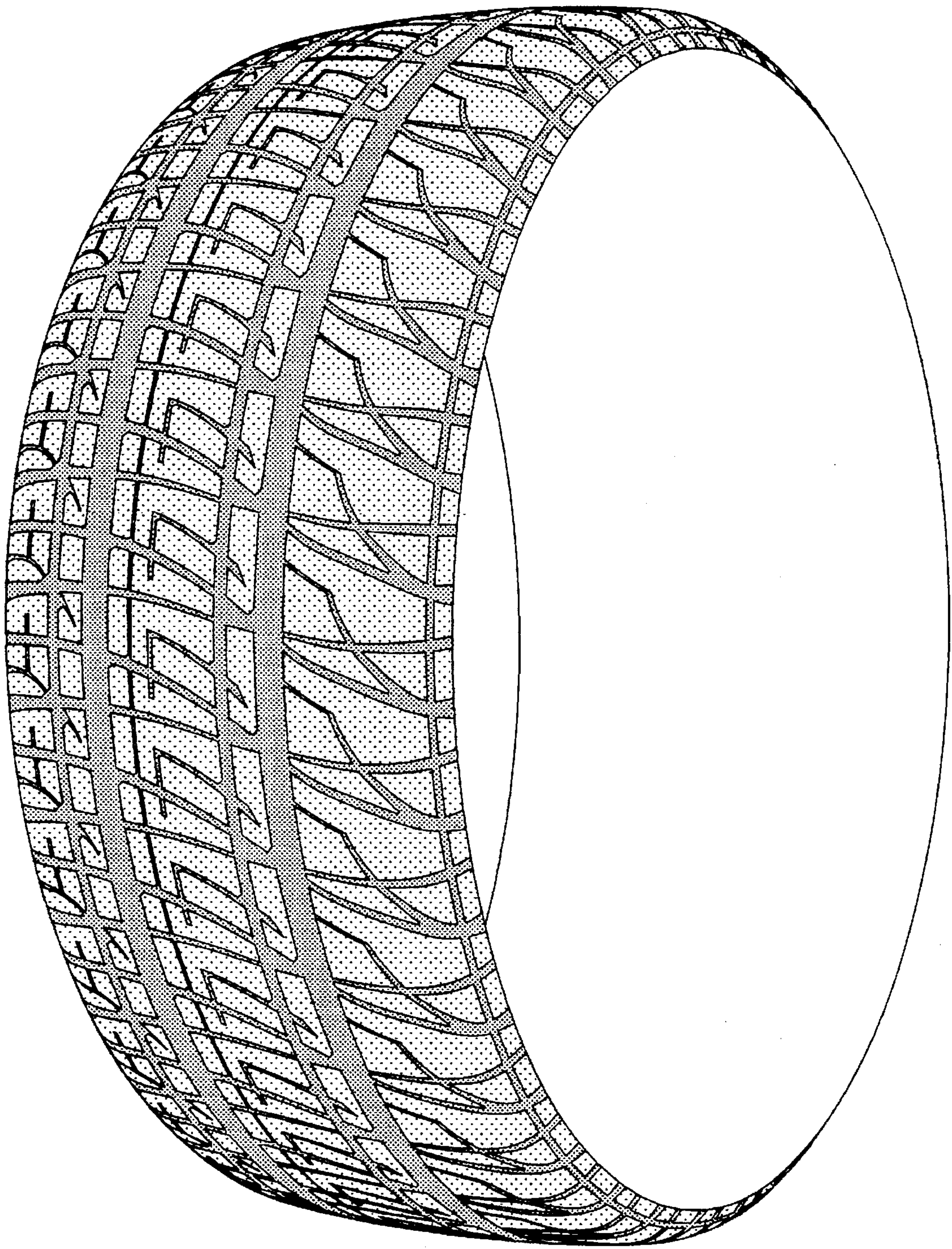


FIG-1

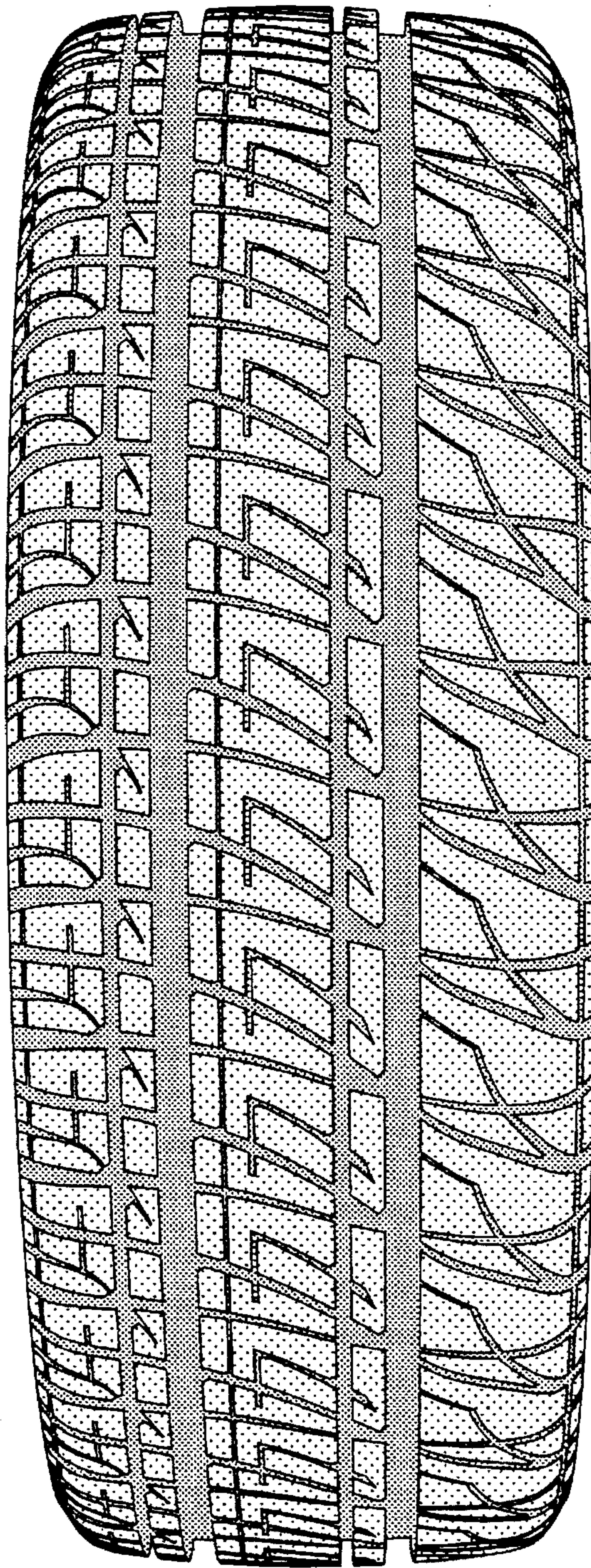


FIG-2




FIG-3




FIG-4