



US00D382496S

United States Patent [19]

[11] Patent Number: **Des. 382,496**

Young Soo

[45] Date of Patent: ****Aug. 19, 1997**

[54] **WATCH**

[75] Inventor: **Kim Young Soo**, Seoul, Rep. of Korea

[73] Assignee: **Samsung Watch Co., Ltd.**,
Kyungki-do, Rep. of Korea

[**] Term: **14 Years**

[21] Appl. No.: **54,868**

[22] Filed: **May 23, 1996**

[30] **Foreign Application Priority Data**

Mar. 28, 1996 [KR] Rep. of Korea 1996-5591

[51] **LOC (6) Cl.** **10-02**

[52] **U.S. Cl.** **D10/32; D10/39**

[58] **Field of Search** D10/1-40, 122-132;
368/276-277, 280-282, 285; D11/3-4,
12, 14, 19-25; 63/1.1, 3, 5.1, 11

[56] **References Cited**

U.S. PATENT DOCUMENTS

D. 190,132 9/1961 Rodriguez D11/12 X

D. 321,666	11/1991	Burgener	D10/32
D. 331,884	12/1992	Wunderman	D10/32
D. 349,251	8/1994	Goto	D10/39
D. 356,510	3/1995	Bertulucci	D10/39 X
D. 359,916	7/1995	Iida	D10/32
D. 361,944	9/1995	Ohba	D11/12 X

Primary Examiner—Nelson C. Holtje
Attorney, Agent, or Firm—Ladas & Parry

[57] **CLAIM**

The ornamental design for a watch, as shown and described.

DESCRIPTION

FIG. 1 is a perspective view of a watch;
FIG. 2 is a top plan view;
FIG. 3 is a bottom view;
FIG. 4 is a front elevational view;
FIG. 5 is a rear elevational view;
FIG. 6 is a right side view; and,
FIG. 7 is a left side view.

1 Claim, 7 Drawing Sheets

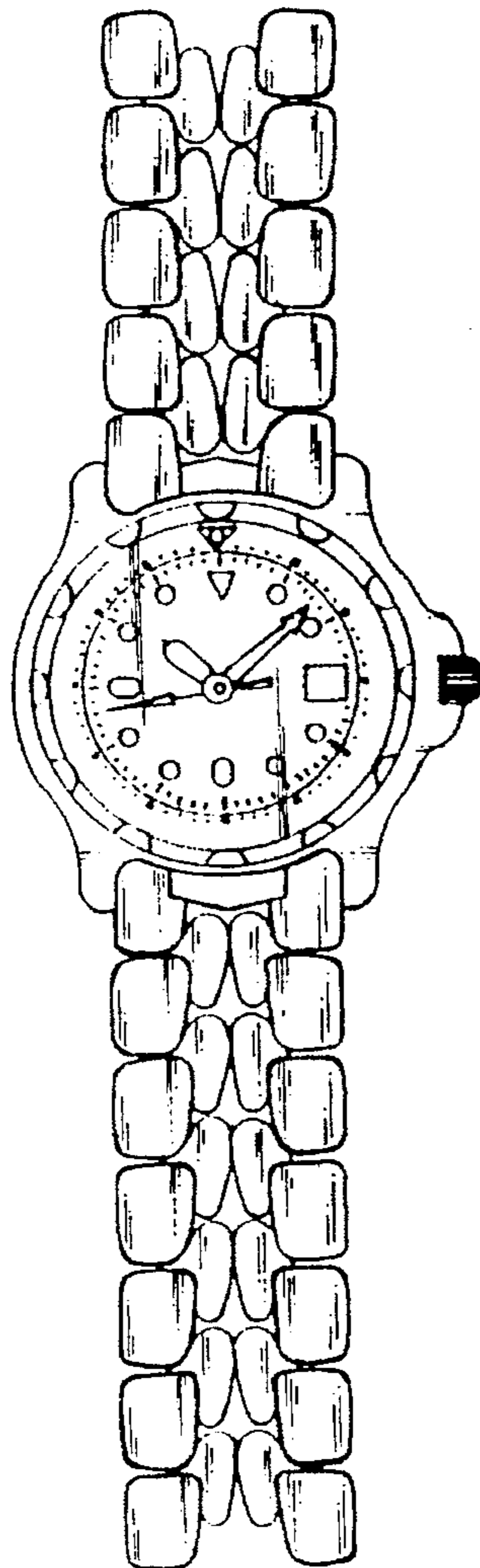


FIG. 1

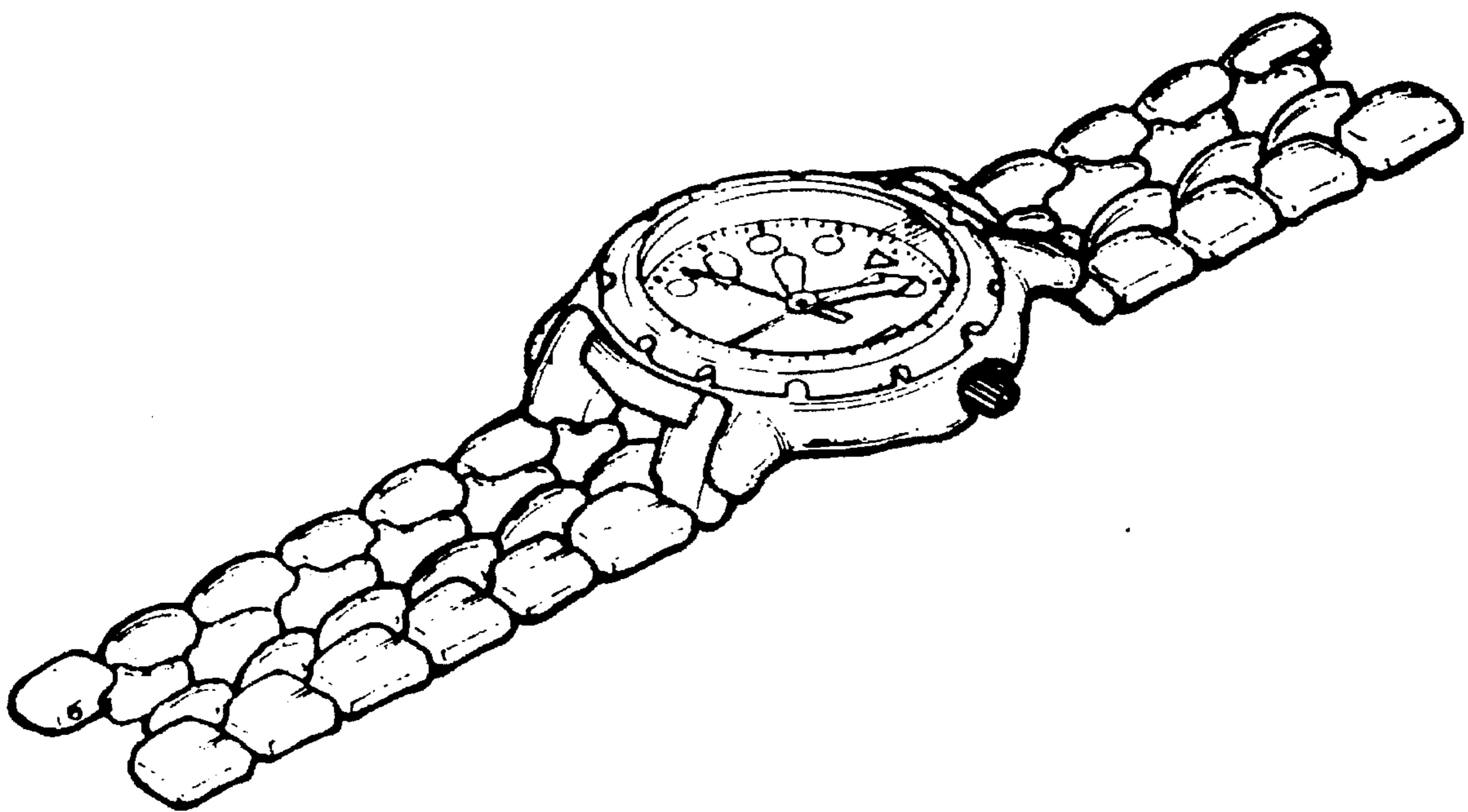


FIG. 2

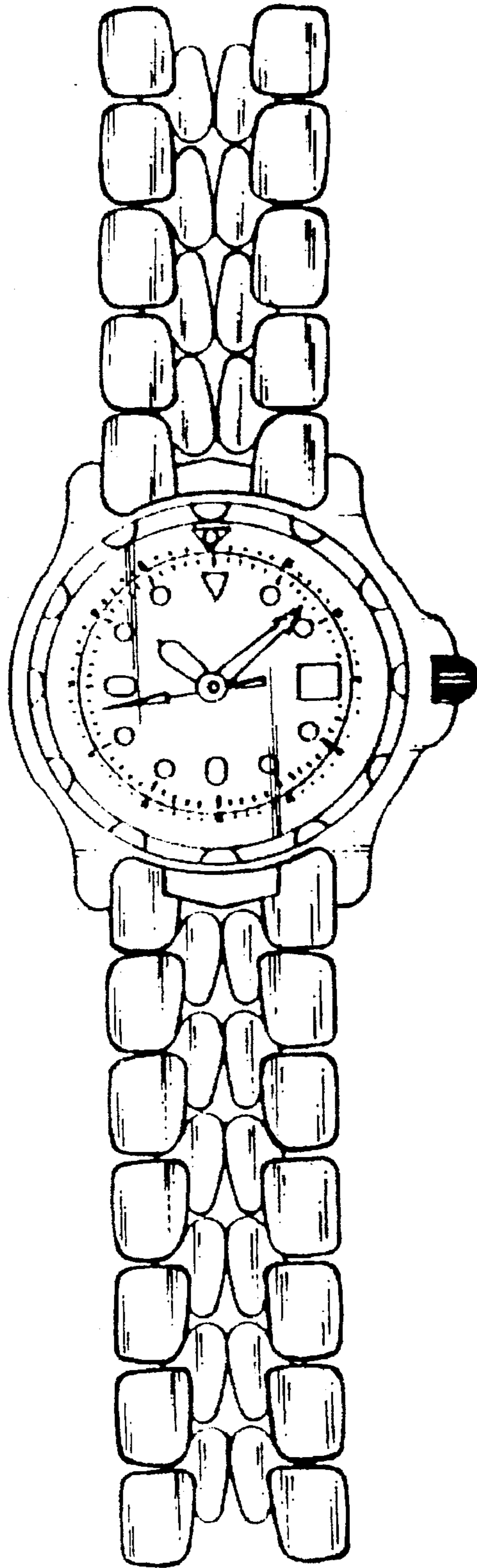


FIG. 3

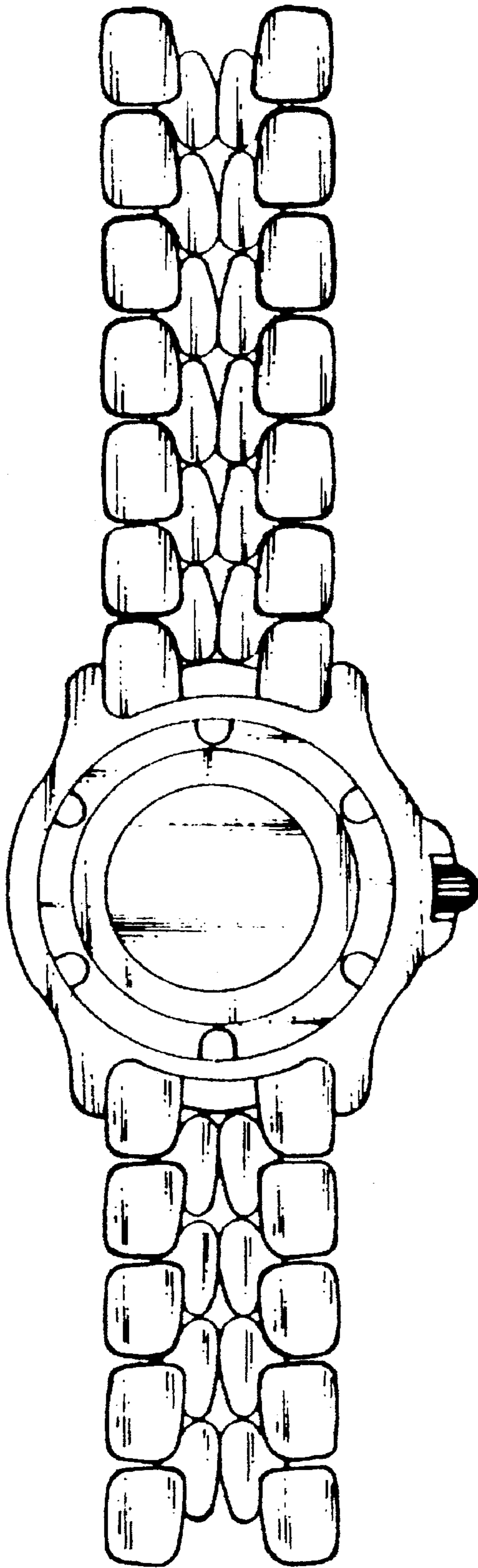


FIG. 4




FIG. 5




FIG. 6



FIG. 7

