



US00D382495S

United States Patent [19]
Chun

[11] **Patent Number: Des. 382,495**

[45] **Date of Patent: **Aug. 19, 1997**

[54] **WATCH**

[75] **Inventor: Kyung Soo Chun, Seoul, Rep. of Korea**

[73] **Assignee: Samsung Watch Co., Ltd., Kyungki-Do, Rep. of Korea**

[**] **Term: 14 Years**

[21] **Appl. No.: 54,867**

[22] **Filed: May 23, 1996**

[30] **Foreign Application Priority Data**

Mar. 28, 1996 [KR] Rep. of Korea 1996-5586

[51] **LOC (6) Cl. 10-02**

[52] **U.S. Cl. D10/32; D10/39**

[58] **Field of Search D10/1-40, 122-132; 368/276-277, 280-282, 285; D11/3-4, 12, 14, 19-25; 63/1.1, 3, 5.1, 11**

[56] **References Cited**

U.S. PATENT DOCUMENTS

D. 293,302 12/1987 Schoepfer D11/3

- D. 321,666 11/1991 Burgener D10/32
- D. 331,884 12/1992 Wunderman D10/39
- D. 349,251 8/1994 Goto D10/39
- D. 352,464 11/1994 Hysek D10/32
- D. 353,545 12/1994 Reich D10/32
- D. 356,510 3/1995 Bertolucci D10/32
- 4,935,910 6/1990 Akasaka D10/32

*Primary Examiner—Nelson C. Holtje
Attorney, Agent, or Firm—Ladas & Parry*

[57] **CLAIM**

The ornamental design for a watch, as shown and described.

DESCRIPTION

- FIG. 1 is a perspective view of a watch;
- FIG. 2 is a top plan view;
- FIG. 3 is a bottom view;
- FIG. 4 is a front elevational view, the rear view being a mirror image;
- FIG. 5 is a right side view; and,
- FIG. 6 is a left side view.

1 Claim, 6 Drawing Sheets




FIG. 1




FIG. 2

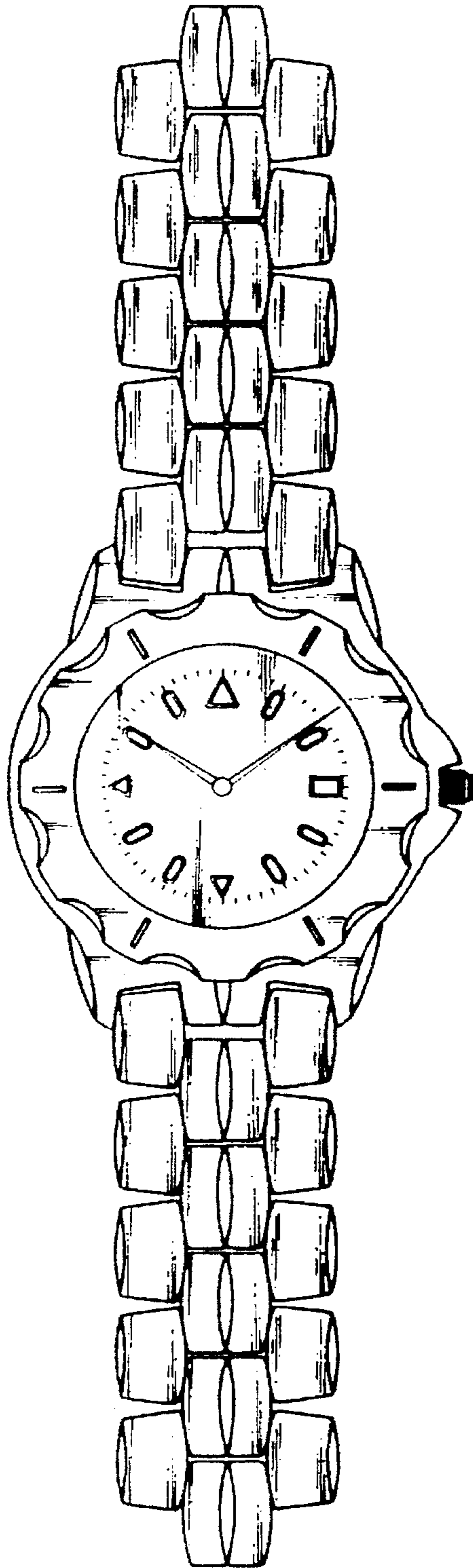


FIG. 3

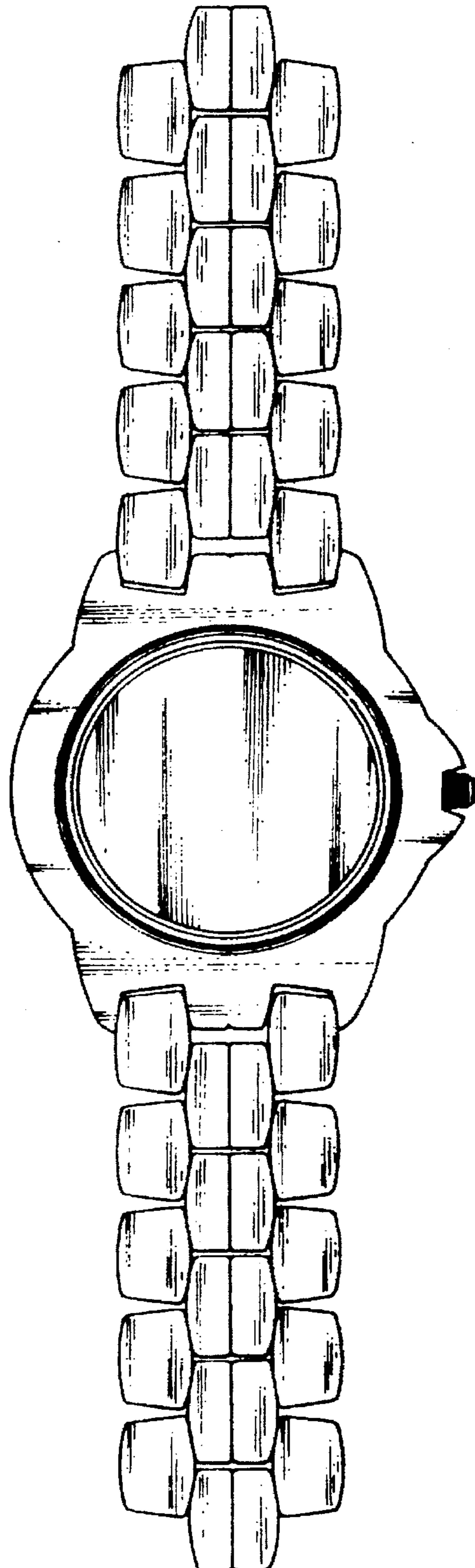


FIG. 4

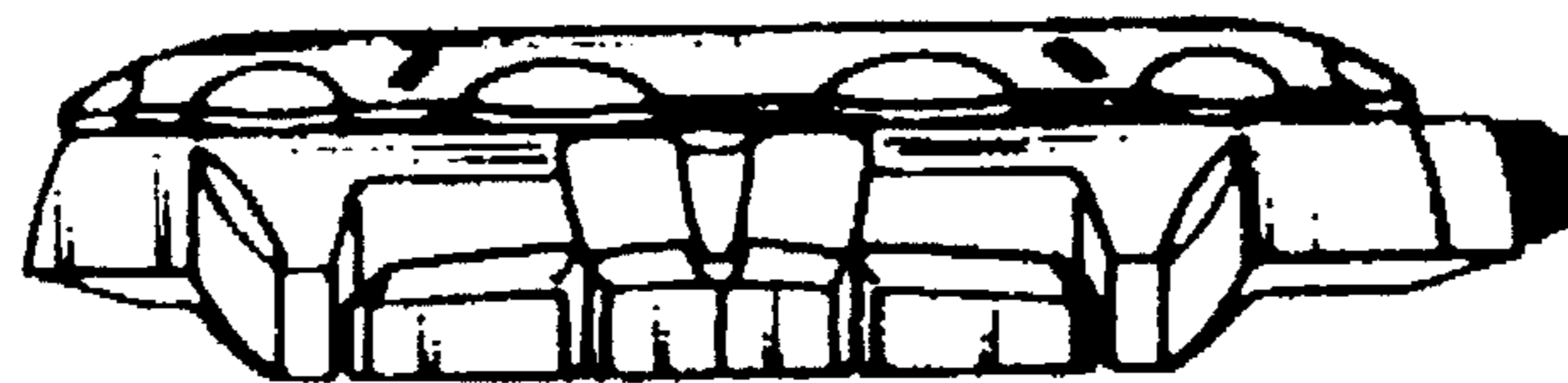


FIG. 5

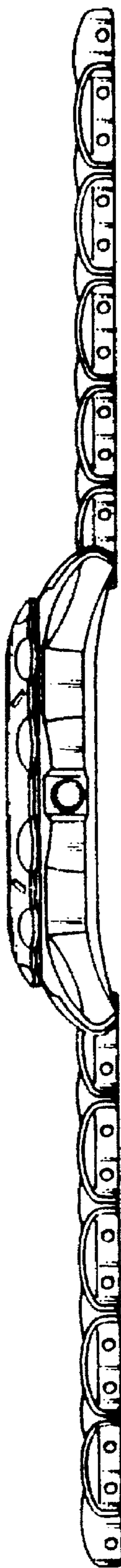


FIG. 6

