



US00D382494S

# United States Patent [19]

[11] Patent Number: **Des. 382,494**

**Wunderman**

[45] Date of Patent: **\*\*Aug. 19, 1997**

[54] **WRISTWATCH**

D. 312,973 12/1990 Woomer ..... D10/39  
D. 342,461 12/1993 Fahmy ..... D11/3  
D. 364,819 12/1995 Wunderman ..... D10/32

[75] Inventor: **Severin S. Wunderman**, Lengnau, Switzerland

[73] Assignee: **Severin Montres AG (Severin Montres SA) (Severin Montres Ltd)**, Lengnau, Switzerland

*Primary Examiner*—Nelson C. Holtje  
*Attorney, Agent, or Firm*—Sughrue, Mion, Zinn, Macpeak & Seas

[\*\*] Term: **14 Years**

[57] **CLAIM**

[21] Appl. No.: **51,746**

The ornamental design for a wristwatch, as shown and described.

[22] Filed: **Mar. 18, 1996**

**DESCRIPTION**

[30] **Foreign Application Priority Data**

Oct. 9, 1995 [WO] WIPO ..... DMA/003091

FIG. 1 is a perspective view of a wristwatch showing my new design;

[51] **LOC (6) Cl.** ..... **10-02**

FIG. 2 is a top plan view thereof;

[52] **U.S. Cl.** ..... **D10/32; D10/30; D11/12**

FIG. 3 is a bottom plan view thereof;

[58] **Field of Search** ..... D10/1-40, 122-132; 368/276-277, 280-282, 285; D11/3-4, 12, 14, 19-25; 63/1.1, 3, 5.1, 11

FIG. 4 is a side elevational view of one side thereof;

FIG. 5 is a side elevational view of an opposite side thereof;

FIG. 6 is an end elevational view of one end thereof; and,

FIG. 7 is an end elevational view of an opposite end thereof.

[56] **References Cited**

**U.S. PATENT DOCUMENTS**

D. 310,335 9/1990 Wunderman ..... D10/32

**1 Claim, 4 Drawing Sheets**




FIG. 1



FIG. 2




FIG. 3






FIG. 4



FIG. 5




FIG. 6




FIG. 7

