



US00D382493S

United States Patent [19]
Humbert-Droz

[11] **Patent Number: Des. 382,493**
[45] **Date of Patent: **Aug. 19, 1997**

[54] **WRISTWATCH**

[75] **Inventor: Françoise Humbert-Droz, Colombier, Switzerland**

[73] **Assignee: Montres Perrelet SA, Neuchatel, Switzerland**

[**] **Term: 14 Years**

[21] **Appl. No.: 51,547**

[22] **Filed: Mar. 13, 1996**

[51] **LOC (6) Cl. 10-02**

[52] **U.S. Cl. D10/32; D10/30**

[58] **Field of Search D10/1-40, 122-132; 368/276-277, 280-282, 285; D11/3-4, 12, 14, 19-25; 63/1.1, 3, 5.1, 11**

[56] **References Cited**

U.S. PATENT DOCUMENTS

- D. 153,008 3/1949 Newhouse D10/39
- D. 163,098 5/1951 Diamond D10/39
- D. 183,732 10/1958 Fedor D10/39

- D. 190,132 4/1961 Rodriquez D11/12
- D. 325,883 5/1992 St. Dizier D11/19
- D. 353,545 12/1994 Reich D10/32
- D. 368,664 4/1996 Schick D10/39
- D. 372,431 8/1996 Nguyen D10/32

Primary Examiner—Nelson C. Holtje
Attorney, Agent, or Firm—Sughrue, Mion, Zinn, Macpeak & Seas

[57] **CLAIM**

The ornamental design for a wristwatch, as shown and described.

DESCRIPTION

FIG. 1 is a perspective view of a wristwatch showing my new design;
FIG. 2 is a top plan view thereof;
FIG. 3 is a bottom plan view thereof;
FIG. 4 is a side elevational view of one side thereof;
FIG. 5 is a side elevational view of an opposite side thereof;
FIG. 6 is an end elevational view of one end thereof; and,
FIG. 7 is an end elevational view of an opposite end thereof.

1 Claim, 4 Drawing Sheets



FIG. 1



FIG. 2



FIG. 3




FIG. 4




FIG. 5




FIG. 6




FIG. 7

