



US00D382491S

United States Patent [19]
Tonohori

[11] **Patent Number: Des. 382,491**

[45] **Date of Patent: **Aug. 19, 1997**

[54] **WRIST WATCH CASE**

[75] **Inventor: Ryuji Tonohori, Tokyo, Japan**

[73] **Assignee: Citizen Watch Co., Tokyo, Japan**

[**] **Term: 14 Years**

[21] **Appl. No.: 47,553**

[22] **Filed: Dec. 7, 1995**

[51] **LOC (6) Cl. 10-02**

[52] **U.S. Cl. D10/30**

[58] **Field of Search D10/1-40, 122-132;
368/280-282, 276-277, 285**

[56] **References Cited**

U.S. PATENT DOCUMENTS

D. 321,834	11/1991	Saint-Dizier	D10/39
D. 322,763	12/1991	Saint-Dizier	D10/39
D. 331,884	12/1992	Wunderman	D10/32
D. 354,926	1/1995	Schopfer	D10/30
D. 357,421	4/1995	Tsukada	D10/39
D. 359,915	7/1995	Kubo	D10/30
D. 370,640	6/1996	Oba	D10/39

OTHER PUBLICATIONS

Hong Kong Enterprise -P#N/A-Watches #s LAW/8001 and LAW8003 at right.

Swiss's Watch & Jewelry Journal -Jan. 1988 p. 144 -watch at bottom right.

International Design Bulletin of Apr. 1992 showing WIPO DM/022756 of Jun. 27, 1991 (FIGS. 1-2).

Primary Examiner-Nelson C. Holtje

Attorney, Agent, or Firm-Beveridge, DeGrandi, Weilacher & Young LLP

[57] **CLAIM**

The ornamental design for a wrist watch case, as shown and described.

DESCRIPTION

FIG. 1 is a perspective view of the wrist watch case;
FIG. 2 is a front elevational view thereof;
FIG. 3 is a rear elevational view thereof;
FIG. 4 is a left side elevational view thereof;
FIG. 5 is right side elevational view thereof;
FIG. 6 is a top plan view thereof; and,
FIG. 7 is a bottom plan view thereof.

1 Claim, 3 Drawing Sheets




FIG. 1




FIG. 2




FIG. 3




FIG. 4




FIG. 5




FIG. 6




FIG. 7

