



US00D382467S

United States Patent [19]
Ljungberg

[11] **Patent Number: Des. 382,467**

[45] **Date of Patent: **Aug. 19, 1997**

[54] **PLASTIC LOCK FOR ATTACHING HEADGEAR TO CLOTHES**

D. 356,942 4/1995 Lin D8/373

[75] **Inventor: Claus Ljungberg, Hellerup, Denmark**

Primary Examiner—Brian N. Vinson
Attorney, Agent, or Firm—Curtis, Morris & Safford P.C.

[73] **Assignee: Helly-Hansen A/S, Moss, Norway**

[57] **CLAIM**

[**] **Term: 14 Years**

The ornamental design for plastic lock for attaching headgear to clothes, as shown and described.

[21] **Appl. No.: 42,308**

[22] **Filed: Aug. 7, 1995**

DESCRIPTION

[30] **Foreign Application Priority Data**

Feb. 8, 1995 [NO] Norway 95.0096

FIG. 1 is a front perspective view of the plastic lock for attaching head gear to clothes showing my design;

[51] **LOC (6) Cl. 08-08**

FIG. 2 is a rear perspective view of my design;

[52] **U.S. Cl. D8/382**

FIG. 3 is a rear view of my design;

[58] **Field of Search** D8/330-331, 343, D8/349, 382, 383, 394; 292/307 R. 307 B, 288, 289

FIG. 4 is a front view of my design;

FIG. 5 is a left side view of my design;

FIG. 6 is a right side view of my design;

FIG. 7 is a top view of my design; and,


FIG. 8 is a bottom view of my design.

[56] **References Cited**

U.S. PATENT DOCUMENTS

D. 323,102 1/1992 Kipling D8/383 X

1 Claim, 3 Drawing Sheets






FIG. 1




FIG. 2




FIG. 3



FIG. 4

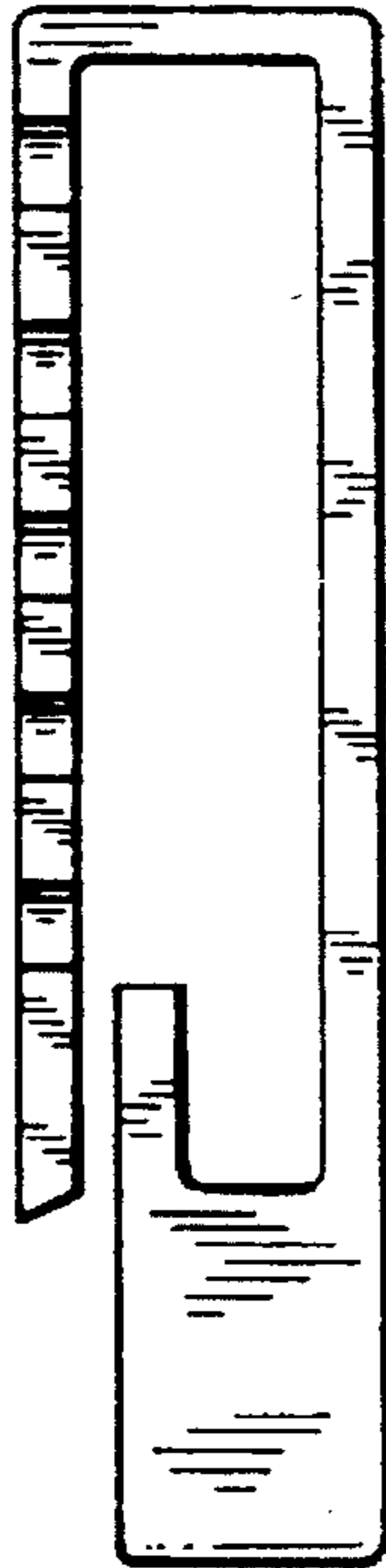


FIG. 5

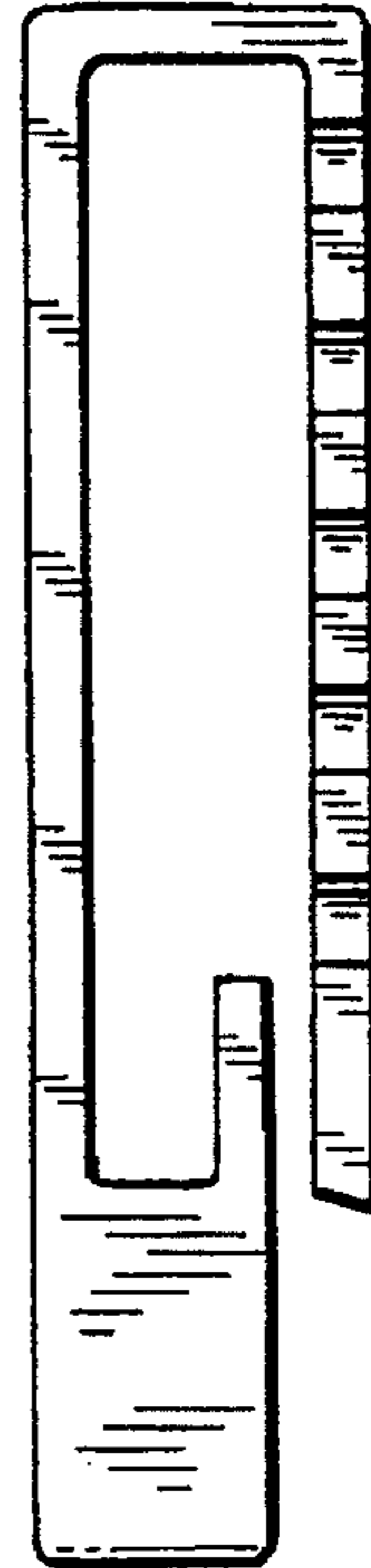


FIG. 6




FIG. 7




FIG. 8