



US00D382464S

United States Patent [19]

McCoy et al.

[11] Patent Number: **Des. 382,464**

[45] Date of Patent: ****Aug. 19, 1997**

[54] **SPRING BAR HANGING BRACKET**

[75] Inventors: **Richard McCoy; John J. Kass**, both of Granger, Ind.

[73] Assignee: **Reese Products, Inc.**, Elkhart, Ind.

[**] Term: **14 Years**

[21] Appl. No.: **46,648**

[22] Filed: **Oct. 20, 1995**

[51] LOC (6) Cl. **08-05**

[52] U.S. Cl. **D8/373**

[58] Field of Search D6/553, 567, 572; D8/349, 354, 373, 380, 381; 248/300, 301, 304, 317, 339, 215, 205.3, 490, 475.1, 492, 489, 917-925, 201; 280/483

[56] **References Cited**

U.S. PATENT DOCUMENTS

D. 275,178 8/1984 Yeater D8/349 X

D. 317,742 6/1991 Miller D8/373 X
D. 367,220 2/1996 Bush D8/373
3,194,584 7/1965 Reese .
4,679,812 7/1987 Byrnes .
5,307,860 5/1994 Wilkinson et al. 248/300 X

Primary Examiner—Brian N. Vinson
Attorney, Agent, or Firm—King & Schickli

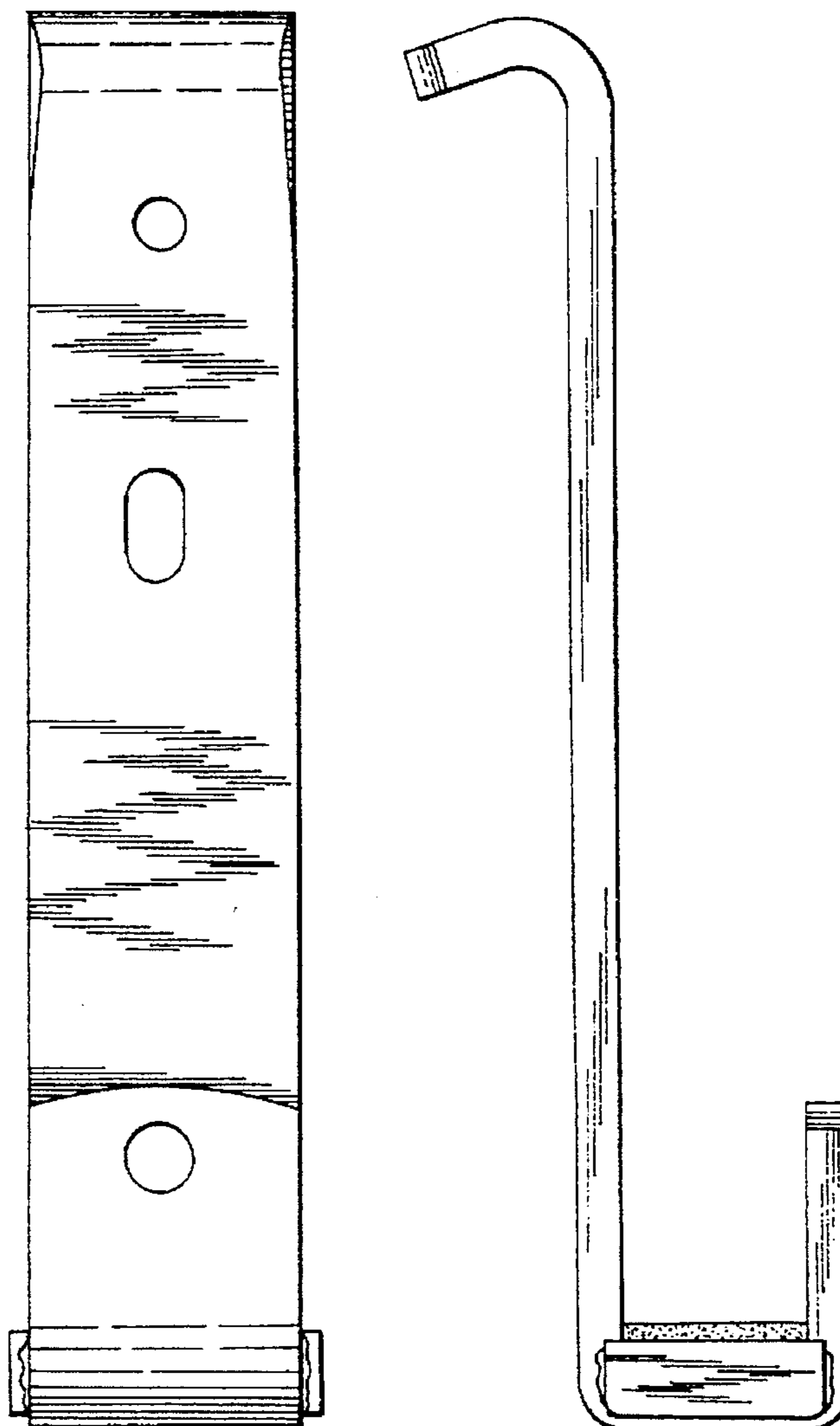
[57] **CLAIM**

The spring bar hanging bracket, as shown in the drawings.

DESCRIPTION

FIG. 1 is a front elevational view thereof;
FIG. 2 is a rear elevational view thereof;
FIG. 3 is a right side elevational view with the left side being a mirror image view thereof;
FIG. 4 is a bottom plan view thereof; and,
FIG. 5 is a top plan view thereof.

1 Claim, 1 Drawing Sheet



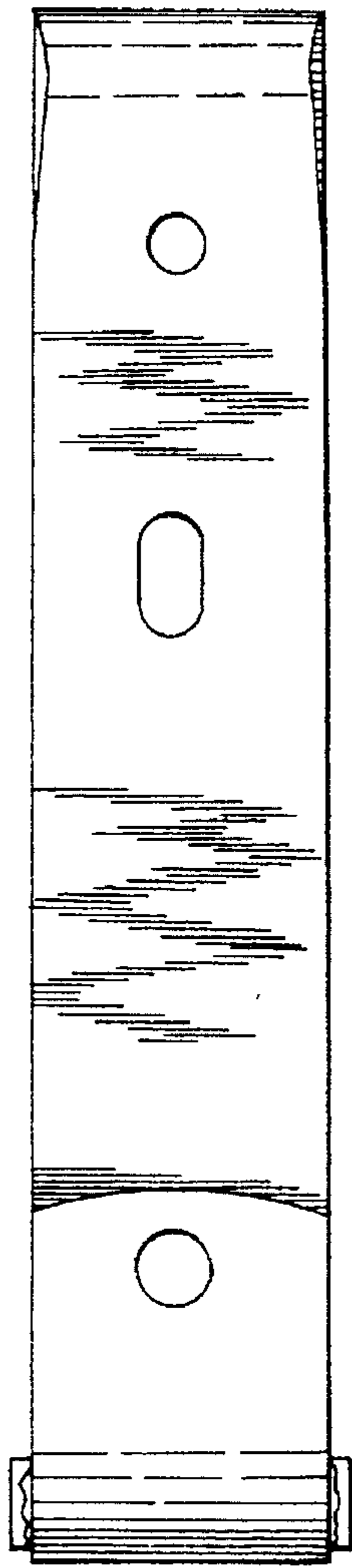


Fig. 1

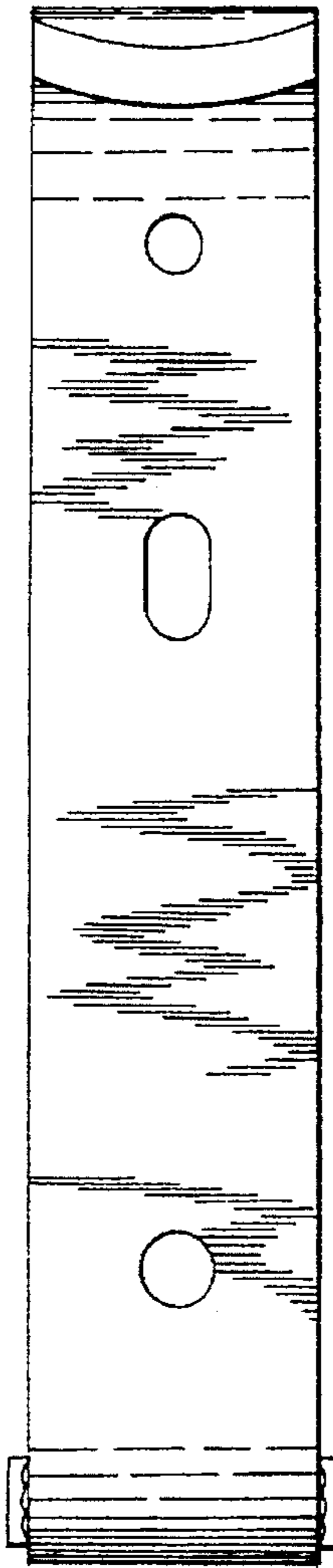


Fig. 2

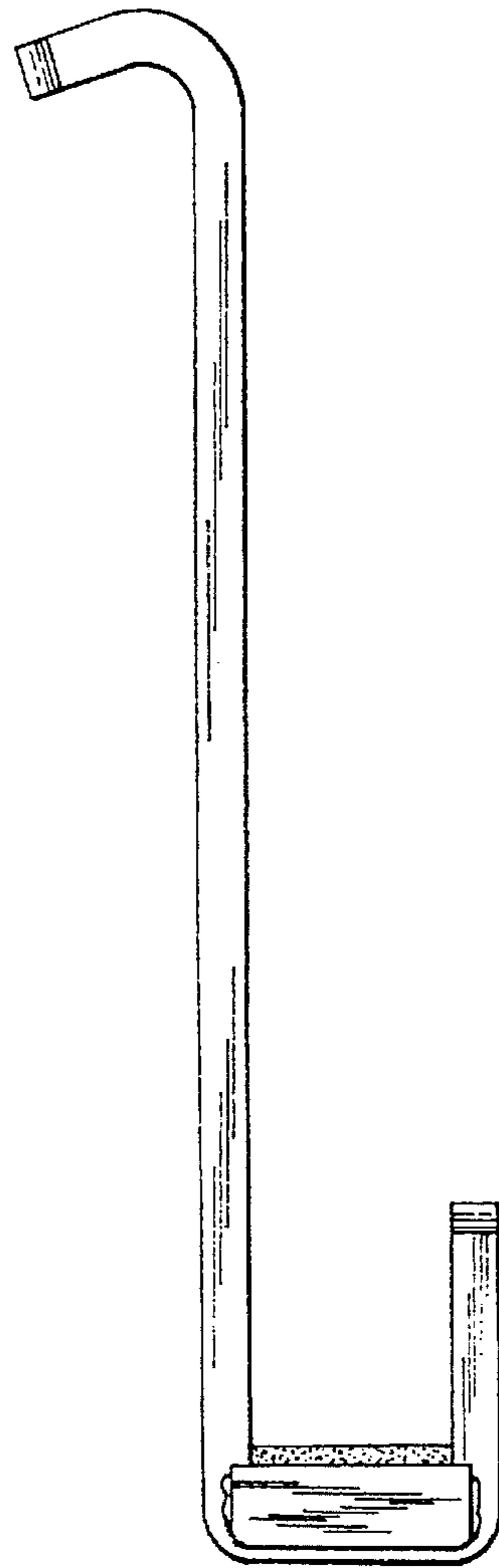


Fig. 3




Fig. 4

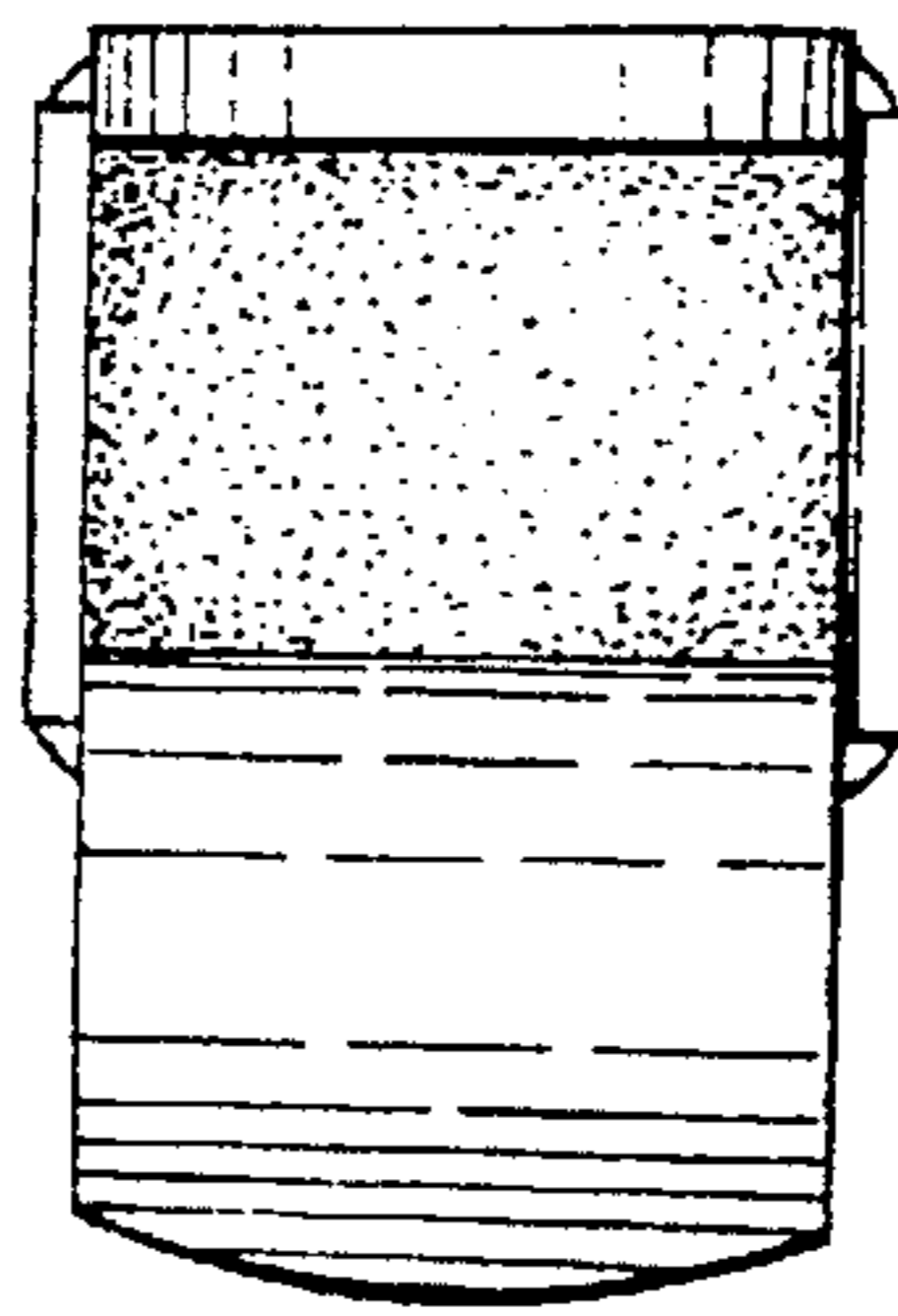


Fig. 5