



US00D382445S

# United States Patent [19]

Indekeu

[11] Patent Number: Des. 382,445

[45] Date of Patent: \*\*Aug. 19, 1997

[54] BREAD CUTTING TRAY

[75] Inventor: Erik D. W. Indekeu, Borgerhout, Belgium

[73] Assignee: Dart Industries Inc., Orlando, Fla.

[\*\*] Term: 14 Years

[21] Appl. No.: 53,895

[22] Filed: Jan. 11, 1996

[51] LOC (6) Cl. .... 07-01

[52] U.S. Cl. .... D7/554; D7/550; D7/698

[58] Field of Search ..... D7/554, 609, 601, D7/612, 505, 538, 543, 545, 548, 550, 698, 602, 629; D9/432, 423, 424; 220/675, 671, 660, 608, 556, 575, 23.8

[56] **References Cited**

**U.S. PATENT DOCUMENTS**

D. 51,837	3/1918	Evans	.....	D7/550 X
D. 147,909	11/1947	Kleinberg	.....	D7/554
D. 178,985	10/1956	Block	.....	D7/545
D. 207,593	5/1967	Douglas	.....	D7/545
D. 224,751	9/1972	Propst	.....	D7/550
D. 298,903	12/1988	Watson et al.	.....	D7/545
D. 348,805	7/1994	Cantereels	.....	D7/543 X

D. 353,080	12/1994	Cantereels et al.	..
D. 353,517	12/1994	Hillman	..... D7/543 X
D. 358,965	6/1995	Meier et al.	..... D7/550
D. 363,196	10/1995	Kristiansen	..... D7/550 X

**OTHER PUBLICATIONS**

Trop Industrial Design, Sep./Oct. 1985 p. 65.

Primary Examiner—M. N. Pandozzi  
Attorney, Agent, or Firm—John A. Doninger

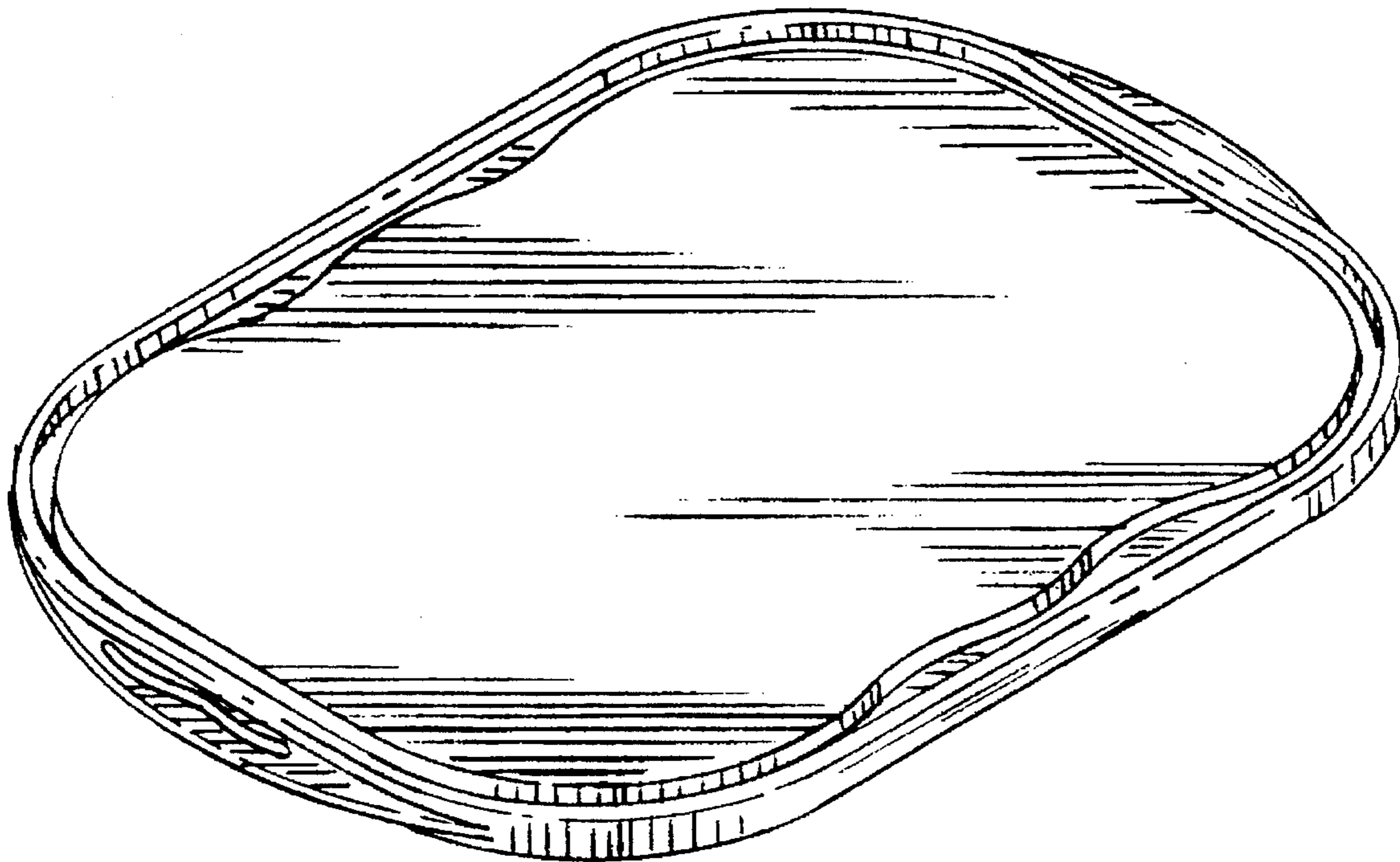
[57] **CLAIM**

The ornamental design for a bread cutting board, as shown

**DESCRIPTION**

FIG. 1 is top, front and side perspective view of a bread cutting board showing my new design;  
 FIG. 2 is a top plan view thereof;  
 FIG. 3 is a bottom plan view thereof;  
 FIG. 4 is a front elevation view thereof;  
 FIG. 5 is a rear elevation view thereof;  
 FIG. 6 is a left side elevation view thereof;  
 FIG. 7 is a right side elevation view thereof;  
 FIG. 8 is a cross-section thereof taken on line 8—8 in FIG. 2; and,  
 FIG. 9 is a cross-section thereof taken on line 9—9 in FIG. 2.

1 Claim, 4 Drawing Sheets



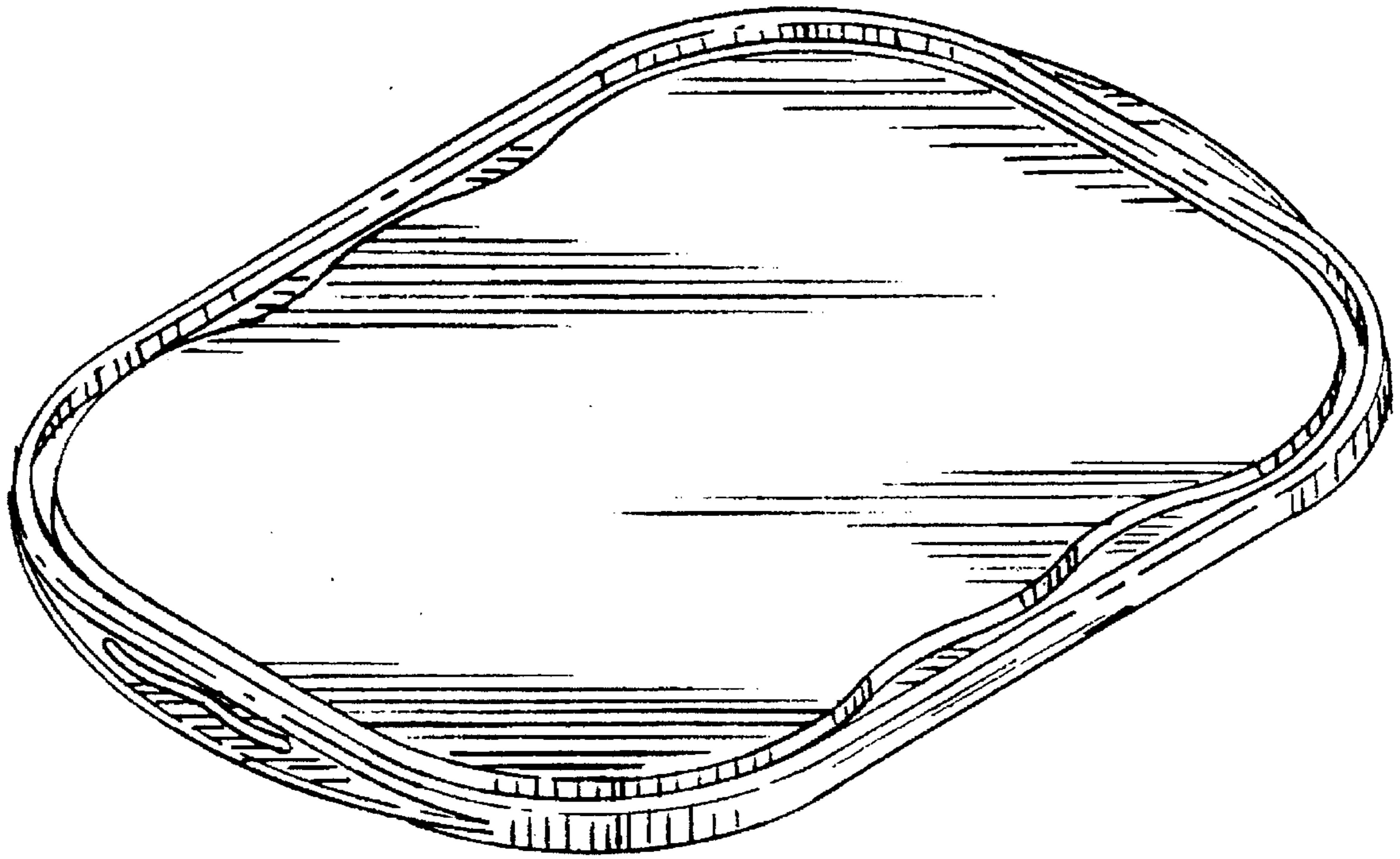


FIG. 1

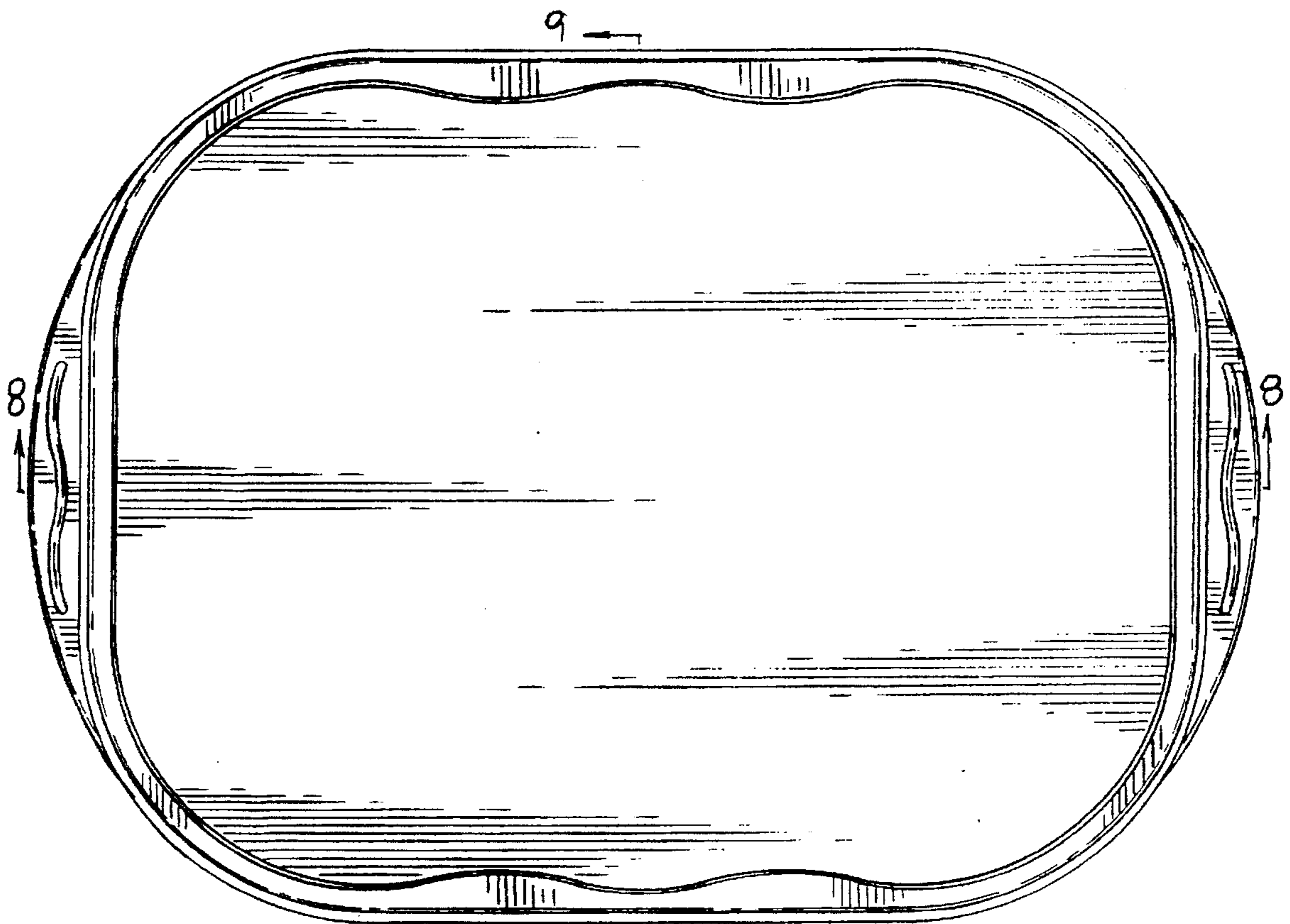


FIG. 2

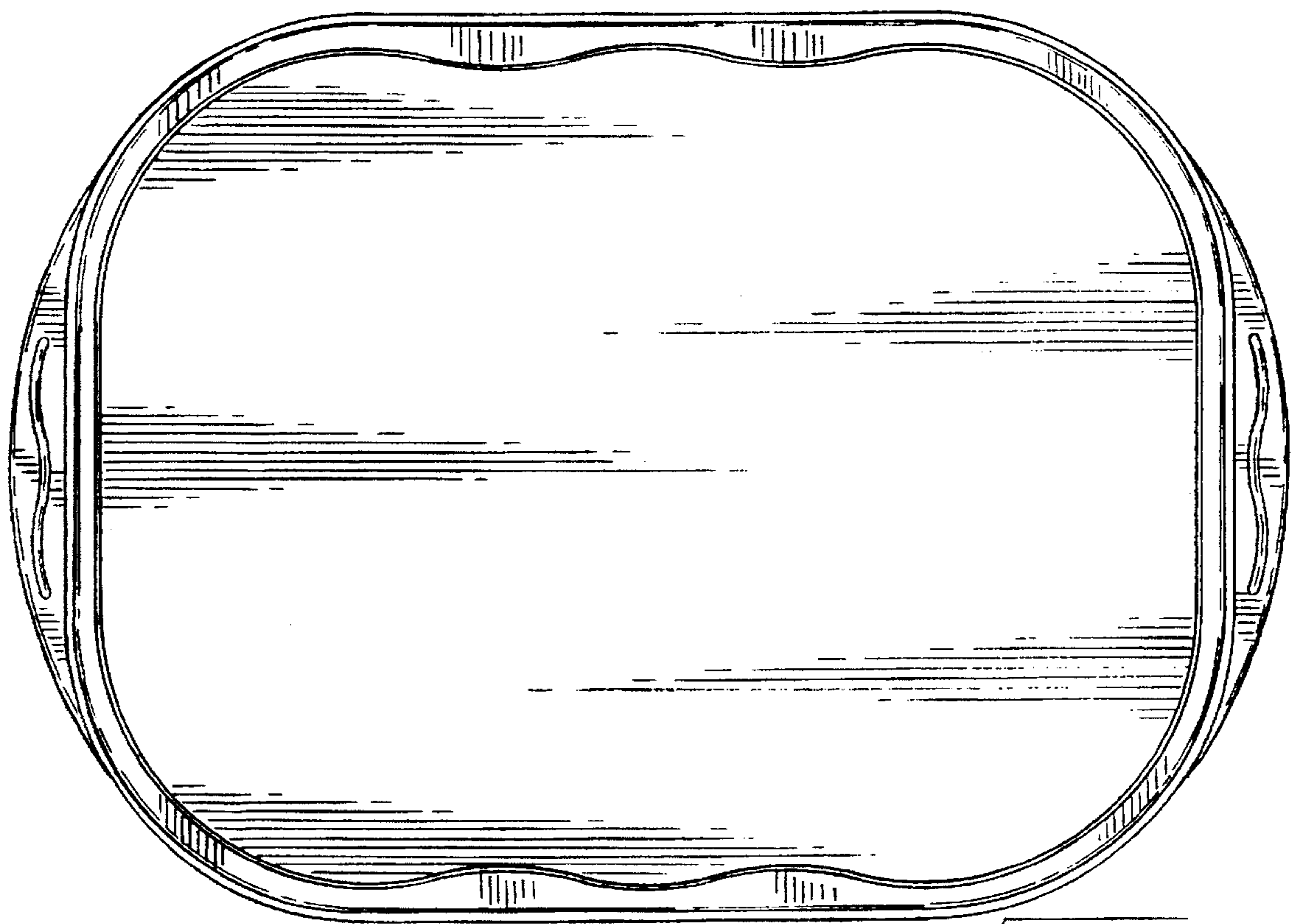


FIG. 3




FIG. 4




FIG. 5




FIG. 6

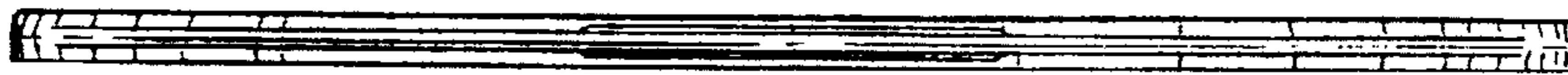


FIG. 7



FIG. 8



FIG. 9