



US00D382442S

# United States Patent [19]

Ferrara, Jr.

[11] Patent Number: Des. 382,442

[45] Date of Patent: \*\*Aug. 19, 1997

[54] UTILITY LIGHTER

[75] Inventor: Daniel A. Ferrara, Jr., Bantam, Conn.

[73] Assignee: Bic Corporation, Milford, Conn.

[\*\*] Term: 14 Years

[21] Appl. No.: 53,484

[22] Filed: Apr. 23, 1996

[51] LOC (6) Cl. .... 07-99

[52] U.S. Cl. .... D7/416

[58] Field of Search ..... D7/416, 417; D27/139, D27/141, 142, 147, 148, 154; 126/25 B, 409; 431/254, 13

### [56] References Cited

#### U.S. PATENT DOCUMENTS

D. 203,349	12/1965	Gross	.....	D7/416
D. 213,518	3/1969	Poppel	.....	D7/416
D. 258,840	4/1981	Plozner	.....	D7/416
D. 267,820	2/1983	Tomita	.....	D7/416
D. 295,598	5/1988	Takase	.....	D7/416
D. 314,118	1/1991	Lloveras Capilla	.....	D7/416
D. 327,813	7/1992	Shike et al.	.....	D7/416
D. 354,196	1/1995	Inoue	.....	D7/416
D. 360,107	7/1995	Segawa	.....	D7/416
D. 360,557	7/1995	Ono et al.	.....	D7/416
910,313	1/1909	Raymond	.....	D27/148 X
3,520,647	7/1970	Van Poppel	.	
3,947,731	3/1976	Vainer	.	
4,222,734	9/1980	Nolf	.	
4,253,818	3/1981	Ogawa et al.	.	
4,253,820	3/1981	Jarreau	.	
4,259,059	3/1981	Roosa et al.	.	
4,273,528	6/1981	Gobelt	.	

4,292,021	9/1981	Miyagawa	.....	431/13
4,389,187	6/1983	Sims	.	
4,462,791	7/1984	Hayden	.	
4,502,465	3/1985	Yoshinaga et al.	.....	126/409
4,538,983	9/1985	Zeller et al.	.	
4,810,173	3/1989	Thomson et al.	.....	D7/416 X
5,135,388	8/1992	Pettit	.....	D7/416 X
5,154,601	10/1992	Lloveras Capilla	.	
5,199,865	4/1993	Liang	.	
5,222,889	6/1993	Hsu	.	
5,326,256	7/1994	Shike	.	

#### FOREIGN PATENT DOCUMENTS

DM/034 000 7/1995 Spain .

Primary Examiner—M. N. Pandozzi  
Attorney, Agent, or Firm—Pennie & Edmonds

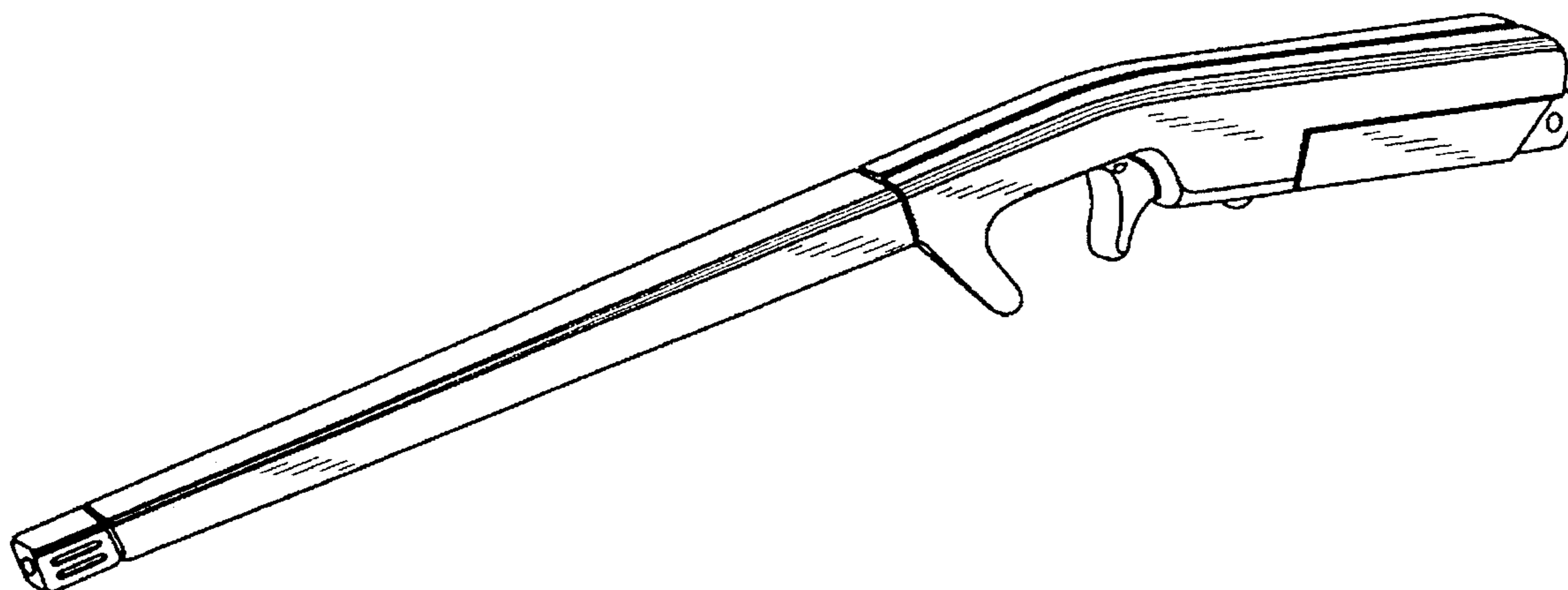
### [57] CLAIM

The ornamental design for a utility lighter, as shown and described.

#### DESCRIPTION

FIG. 1 is a rear perspective view of a utility lighter showing my new design;  
 FIG. 2 is an end view of the utility lighter shown in FIG. 1;  
 FIG. 3 is the other end view of the utility lighter shown in FIG. 1;  
 FIG. 4 is a top view of the utility lighter shown in FIG. 1;  
 FIG. 5 is a bottom view of the utility lighter shown in FIG. 1;  
 FIG. 6 is a front view of the utility lighter shown in FIG. 1; and,  
 FIG. 7 is an exploded front view of the utility lighter shown in FIG. 1.

1 Claim, 3 Drawing Sheets



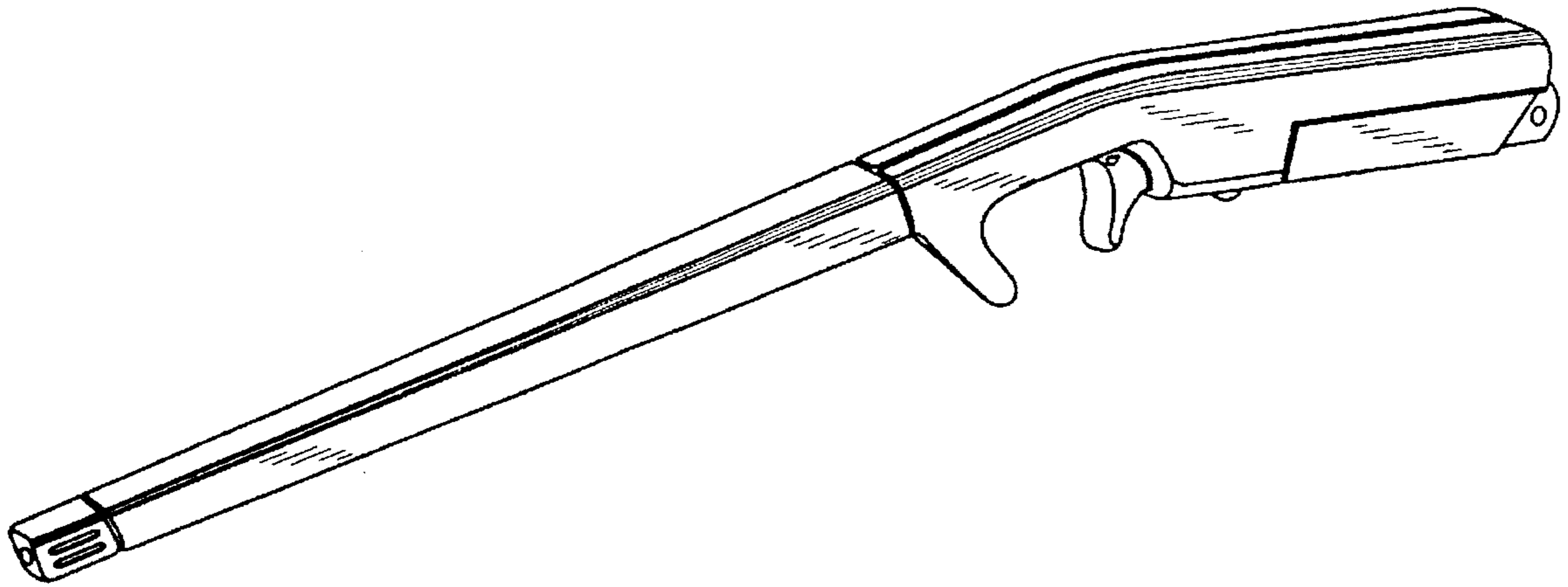


FIG 1



FIG 2

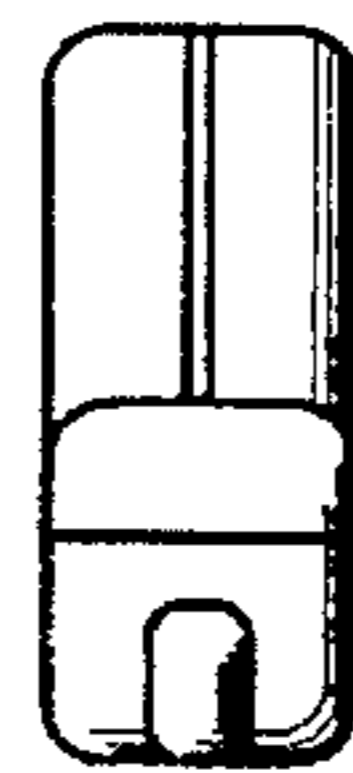


FIG 3

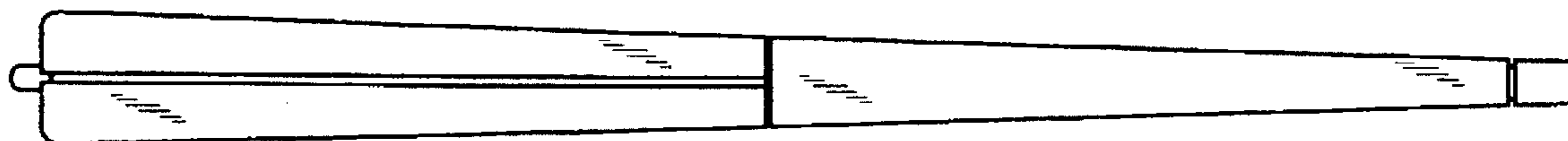


FIG 4

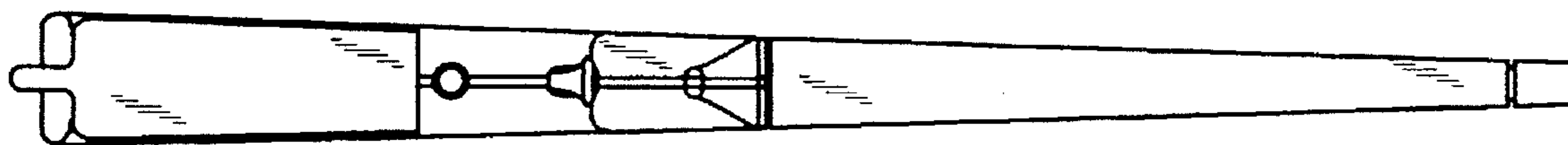


FIG 5

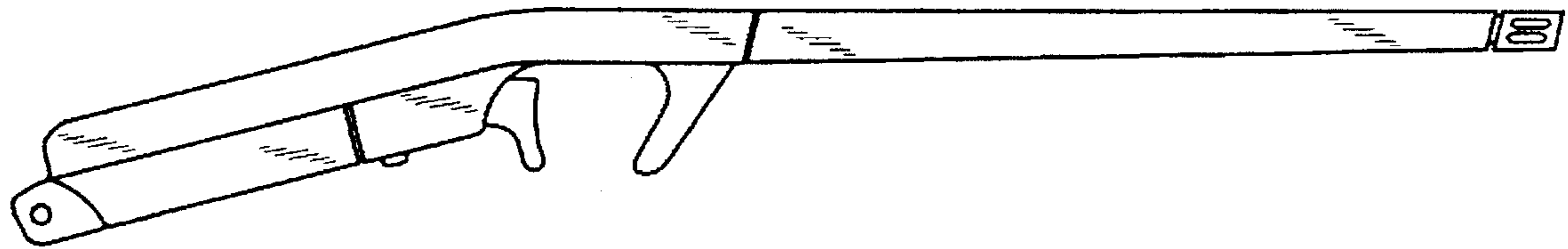


FIG 6




FIG 7