



US00D382440S

# United States Patent [19] Fonville

[11] Patent Number: **Des. 382,440**

[45] Date of Patent: **\*\*Aug. 19, 1997**

[54] **STEAM TABLE PAN**  
[75] Inventor: **Fred S. Fonville**, Stephens City, Va.  
[73] Assignee: **Rubbermaid Commercial Products Inc.**, Winchester, Va.  
[\*\*] Term: **14 Years**

4,795,056 1/1989 Meyers ..... 220/306  
4,809,868 3/1989 Pomroy ..... 220/260  
5,355,777 10/1994 Cain et al. .... 220/912 X  
5,395,003 3/1995 Matsuda ..... 220/270  
5,404,800 4/1995 Hsu ..... 220/912 X  
5,415,339 5/1995 Howard ..... 220/671 X  
5,425,467 6/1995 Feer et al. .... 220/281

[21] Appl. No.: **50,812**  
[22] Filed: **Feb. 26, 1996**  
[51] **LOC (6) Cl.** ..... **07-02**  
[52] **U.S. Cl.** ..... **D7/360; D7/354**  
[58] **Field of Search** ..... **D7/360, 355, 605, D7/612, 354, 543, 361; 220/912, 23.4, 671**

### OTHER PUBLICATIONS

P. 35, Container; Tupperware, Orlando, Florida. Publication date Fall, 1993.  
Pp. 8 and 9, Steam table pans; Polar Ware Company, 2806 North 15th Street, P. O. Box 211, Sheboygan, Wisconsin 53081. Publication date Jan., 1984.  
Pp. 11 and 12, Steam table pans; Dura-Ware Co. of America, Inc., 81 Spring Street, New York, New York 10012. Publication date Nov., 1993.  
Pp. 10, 11 and 12, Steam table pans; The Vollrath Company, Inc., P. O. Box 611, Sheboygan, Wisconsin. Publication date 1993.  
P. 26, Food storage containers; Cambro Manufacturing Co., 7601 Clay Avenue, Huntington Beach, California 92647. Publication date 1994.  
Pp. 4, 5 and 6, Food pans; Rubbermaid Commercial Products Inc., 3124 Valley Avenue, Winchester, Virginia 22601. Publication date 1994.  
P. 12, Food container; Rubbermaid Incorporated, 1147 Akron Road, Wooster, Ohio 44691. Publication date 1986.

### [56] References Cited

#### U.S. PATENT DOCUMENTS

D. 74,375 2/1928 Kaplan ..... D7/360  
D. 130,253 11/1941 Pearce ..... D7/360  
D. 229,882 1/1974 Lloveras ..... D7/360  
D. 246,342 11/1977 Yonkers ..... D7/1  
D. 284,257 6/1986 Greb et al. .... D7/360 X  
D. 286,844 11/1986 Daenen et al. .... D7/23  
D. 292,362 10/1987 Oh ..... D7/360  
D. 329,572 9/1992 Krupa ..... D7/542  
D. 336,017 6/1993 Smith et al. .... D7/629  
D. 341,058 11/1993 Slany et al. .... D7/360  
D. 344,210 2/1994 Cousins et al. .... D7/538  
D. 348,001 6/1994 Smith ..... D9/428  
D. 349,005 7/1994 Cousins et al. .... D7/543  
D. 350,843 9/1994 Van Valkenburg et al. .... D7/614  
D. 350,881 9/1994 Van Valkenburg et al. .... D7/629  
D. 351,765 10/1994 Beeler et al. .... D7/629  
D. 352,423 11/1994 Laib ..... D7/538  
D. 352,425 11/1994 Daenen et al. .... D7/602  
D. 367,996 3/1996 Rausch ..... D7/602  
2,620,006 12/1952 Surrón-Zabala ..... 220/671 X  
3,753,512 8/1973 Curry ..... 220/43 R  
3,773,207 11/1973 Dokoupil et al. .... 220/27  
3,979,015 9/1976 Arfert ..... 220/307  
4,471,880 9/1984 Taylor et al. .... 220/306  
4,493,432 1/1985 Smith ..... 220/270  
4,537,325 8/1985 Zieff ..... 220/234

*Primary Examiner*—M. N. Pandozzi  
*Attorney, Agent, or Firm*—Richard B. O'Planick; Lisa B. Riedesel

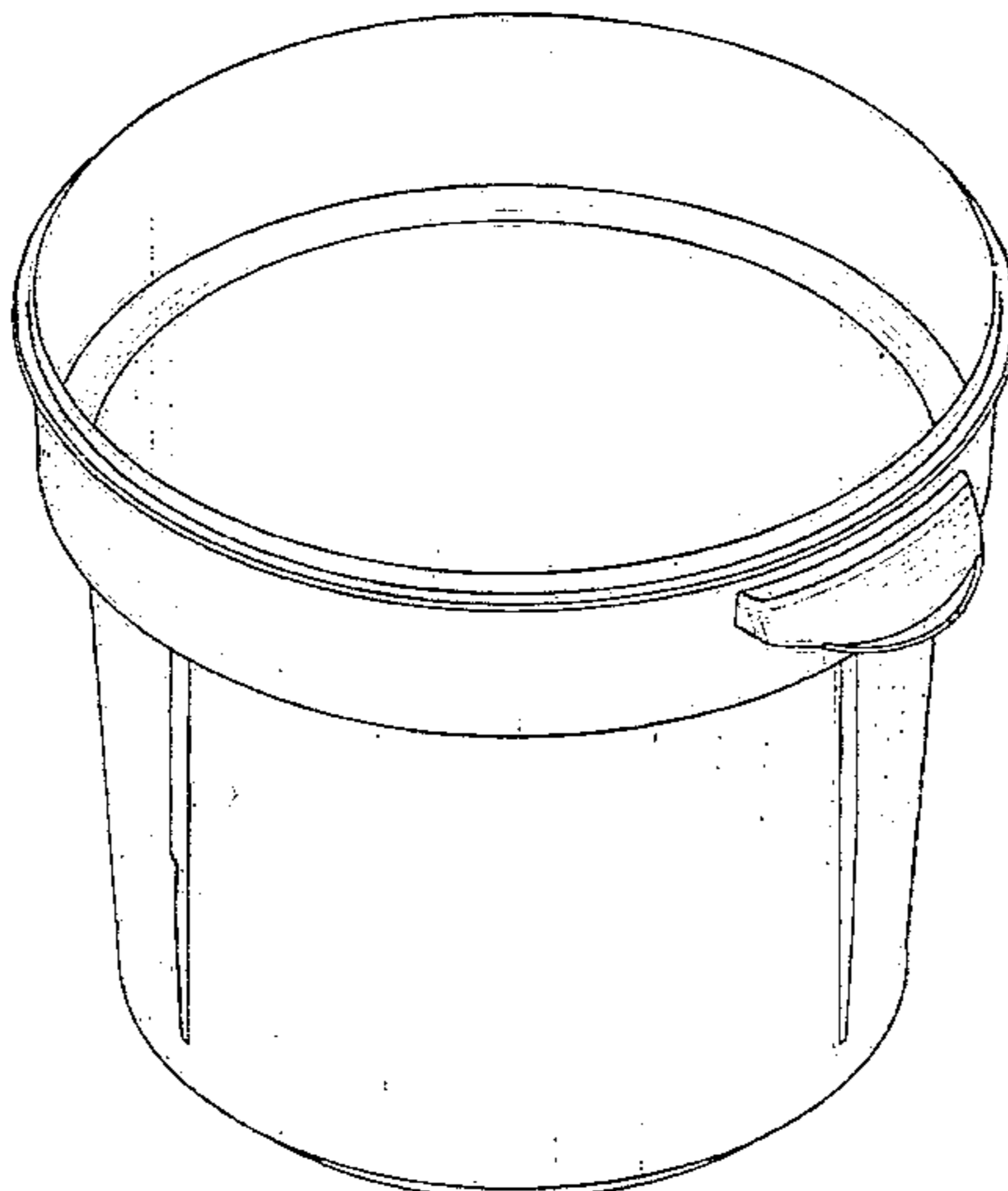
### [57] CLAIM

The ornamental design for a steam table pan, as shown and described.

### DESCRIPTION

FIG. 1 is a top right front perspective view of a steam table pan showing my new design;  
FIG. 2 is a right side elevational view thereof; the left side elevational view being a mirror image;  
FIG. 3 is a front elevational view thereof; the rear elevational view being a mirror image; and,  
FIG. 4 is a top plan view thereof.

1 Claim, 4 Drawing Sheets



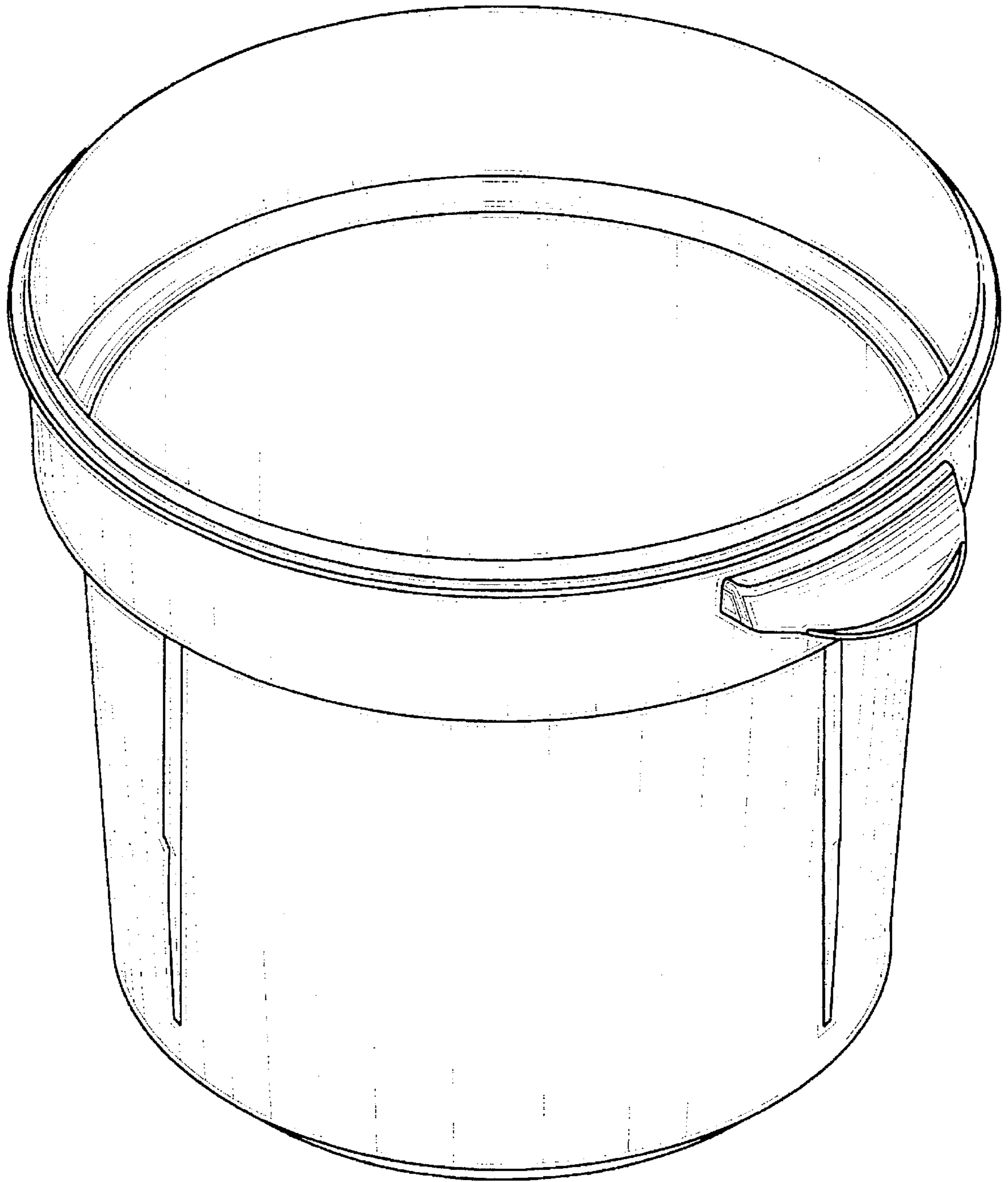


FIG. 1

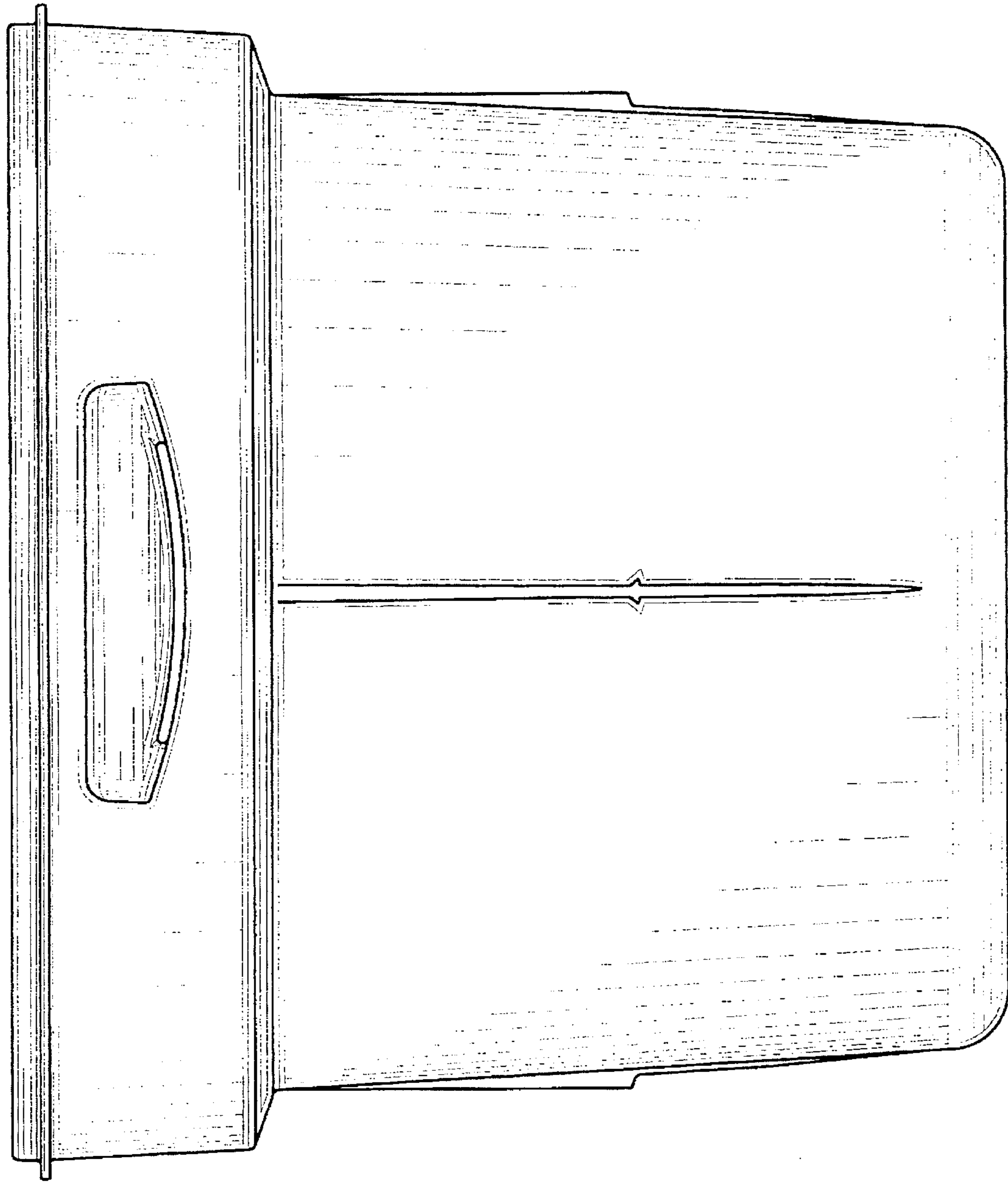


FIG. 2




FIG. 3

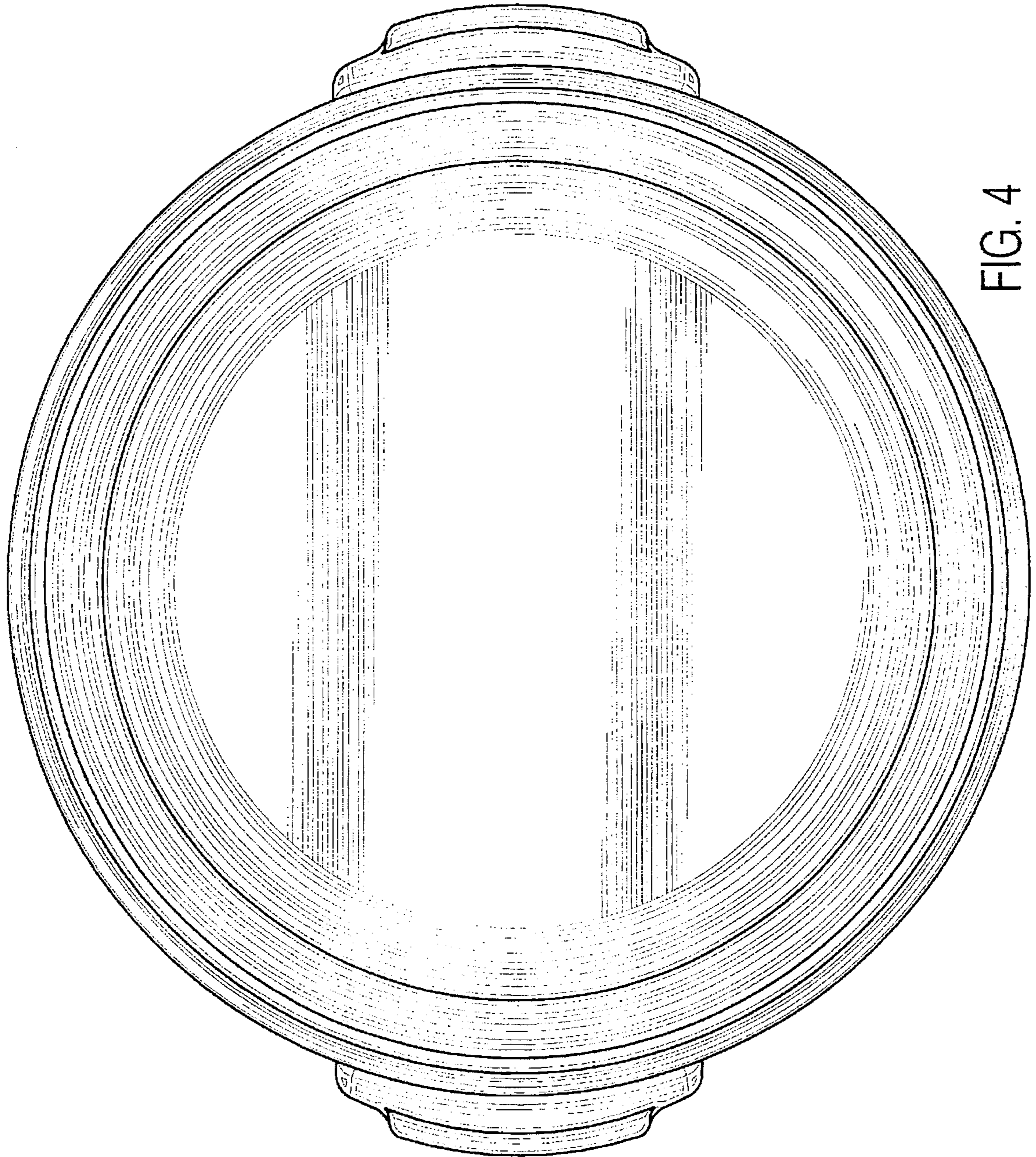


FIG. 4