



US00D382438S

# United States Patent [19]

[11] Patent Number: **Des. 382,438**

Figur et al.

[45] Date of Patent: **\*\*Aug. 19, 1997**

[54] **COFFEE MAKER**

[75] Inventors: **Bernd Figur**, Schaafheim/Schlierbach;  
**Franz Alban Stützer**, Offenbach am  
Main, both of Germany

[73] Assignee: **Rowenta-Werke GmbH**, Offenbach  
A.M., Germany

[\*\*] Term: **14 Years**

[21] Appl. No.: **46,489**

[22] Filed: **Nov. 16, 1995**

[51] LOC (6) Cl. .... **07-01**

[52] U.S. Cl. .... **D7/309; D7/310; D7/311**

[58] **Field of Search** ..... **D7/300, 305, 309,**  
**D7/310, 311; 222/184, 185; 99/279, 293**

[56] **References Cited**

**U.S. PATENT DOCUMENTS**

- D. 346,298 4/1994 Brady et al. .... D7/311 X
- D. 346,524 5/1994 Saltet ..... D7/311 X
- D. 366,385 1/1996 Anghii et al. .... D7/309

**OTHER PUBLICATIONS**

Coffeemaker (middle, middle) "Form" Jan., 1986 p. 45.

*Primary Examiner*—M. N. Pandozzi

*Attorney, Agent, or Firm*—Cohen, Pontani, Lieberman,  
Pavane

[57] **CLAIM**

The ornamental design for a coffee maker, as shown.

**DESCRIPTION**

FIG. 1 is a front perspective view of the coffee maker of the present invention;

FIG. 2 is a rear perspective view of the coffee maker of FIG. 1;

FIG. 3 is a side view in elevation of the coffee maker of FIG. 1 as seen from the left-hand side of FIG. 5;


FIG. 4 is a side view in elevation of the coffee maker of FIG. 1 as seen from the right-hand side of FIG. 5;

FIG. 5 is a front view in elevation of the coffee maker of FIG. 1;

FIG. 6 is a rear view in elevation of the coffee maker of FIG. 1; and,

FIG. 7 is a top plan view thereof.

**1 Claim, 2 Drawing Sheets**








FIG. 1




FIG. 2




FIG. 3




FIG. 4






FIG. 5




FIG. 6

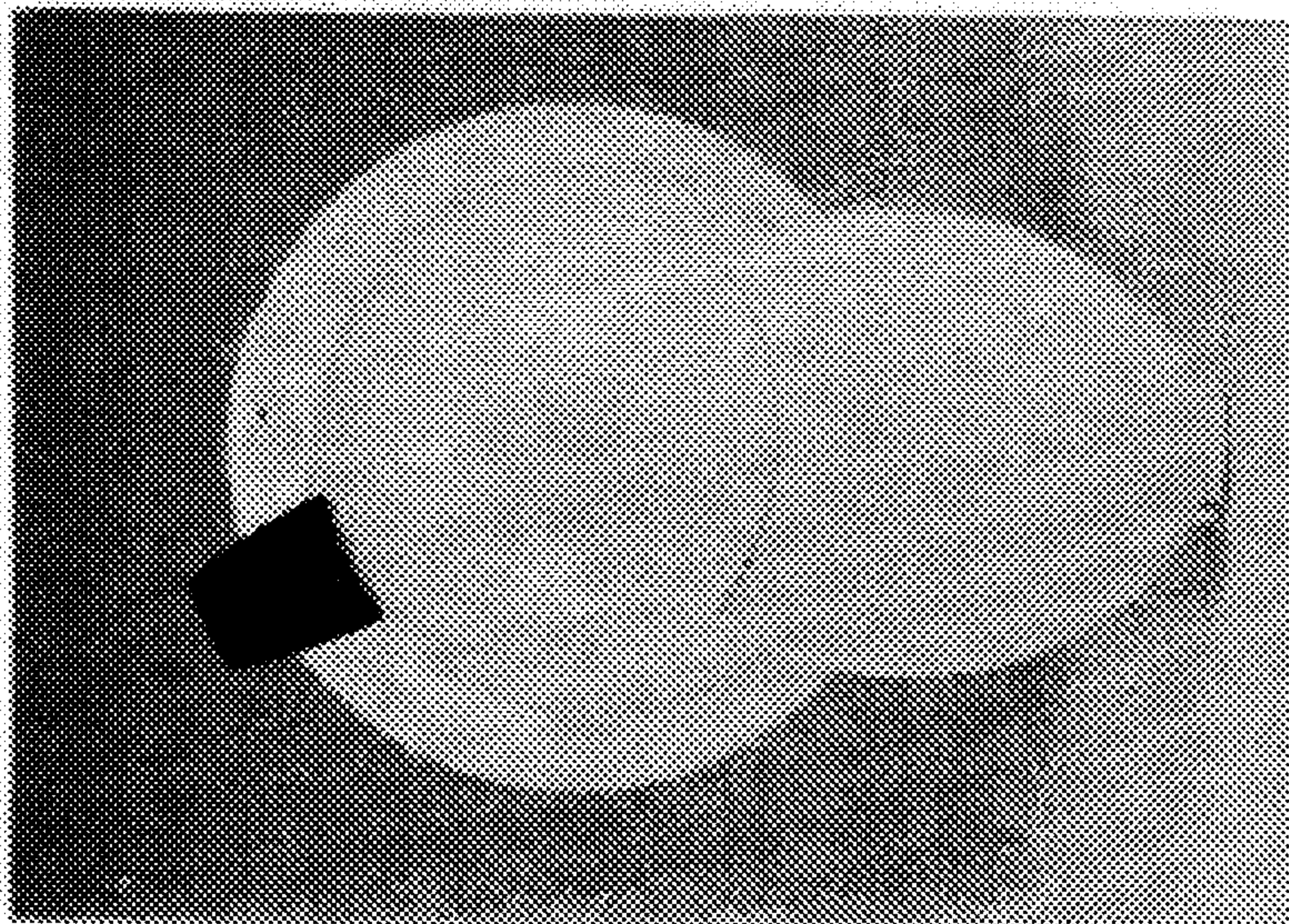


FIG. 7