



US00D382431S

United States Patent [19]  
Parra

[11] Patent Number: Des. 382,431  
[45] Date of Patent: \*\*Aug. 19, 1997

[54] FLEXIBLE TOWEL HOLDER  
[76] Inventor: Shelly R. Parra, N69 W21023 Pleasant  
St., Menomonee Falls, Wis. 53051  
[\*\*] Term: 14 Years  
[21] Appl. No.: 48,863  
[22] Filed: Jan. 11, 1996  
[51] LOC (6) Cl. 08-08  
[52] U.S. Cl. D6/546; D8/383  
[58] Field of Search D6/546, 547; D8/300,  
D8/382, 335, 336, 339; D2/891; D32/64;  
24/16 PB, 600 R, 305 P, 16 R; 248/74.1,  
74.3, 74.2; 211/124

[56] References Cited  
U.S. PATENT DOCUMENTS  
D. 189,422 12/1960 Zeek .  
D. 194,177 12/1962 Swot D6/546  
D. 250,924 1/1979 Helsm .  
D. 288,162 2/1987 Hutton et al. .  
D. 298,711 11/1988 Lowance .  
D. 302,506 8/1989 Hammond et al. .  
D. 311,836 11/1990 Dala et al. .  
D. 313,522 1/1991 Bingham .  
D. 315,675 3/1991 Kennedy et al. .  
2,543,336 2/1951 Ratchford .  
2,554,105 5/1951 Heinle 24/16 PB  
2,960,742 11/1960 Solomon .

3,214,808 11/1965 Litwin 24/16 PB  
4,616,436 10/1986 De Woskin 24/16 PB X  
4,688,302 8/1987 Caveney et al. 24/16 PB  
4,934,540 6/1990 Novak .  
4,993,126 2/1991 Collins .  
5,027,480 7/1991 Hogarth .  
5,082,153 1/1992 Duester et al. .  
5,088,159 2/1992 Lafleur 24/16 PB  
5,113,554 5/1992 Gallo et al. .

Primary Examiner—Paula A. Mortimer

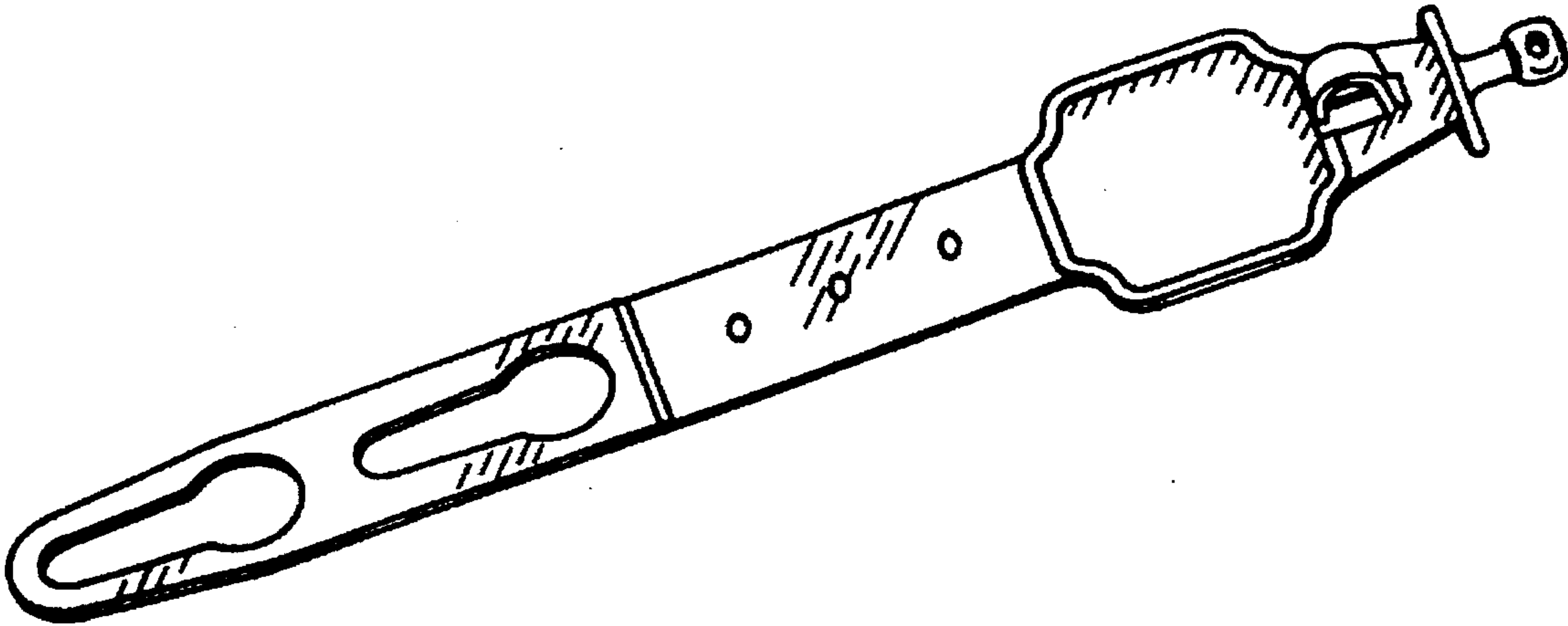
[57] CLAIM

The ornamental design for a flexible towel holder, as shown  
and described.

DESCRIPTION

FIG. 1 is a perspective view of a flexible towel holder,  
showing my new design;  
FIG. 2 is a top plan view thereof;  
FIG. 3 is a side elevation thereof, the opposite side being a  
mirror image of that shown;  
FIG. 4 is a bottom plan view thereof;  
FIG. 5 is an end elevation view thereof;  
FIG. 6 is an opposite end elevation view thereof;  
FIG. 7 is a side elevation view thereof shown in operating  
position; and,  
FIG. 8 is a front perspective view thereof, the broken line  
showing of the lawn chair and cover is for illustrative  
purposes only and forms no part of the claimed design.

1 Claim, 2 Drawing Sheets



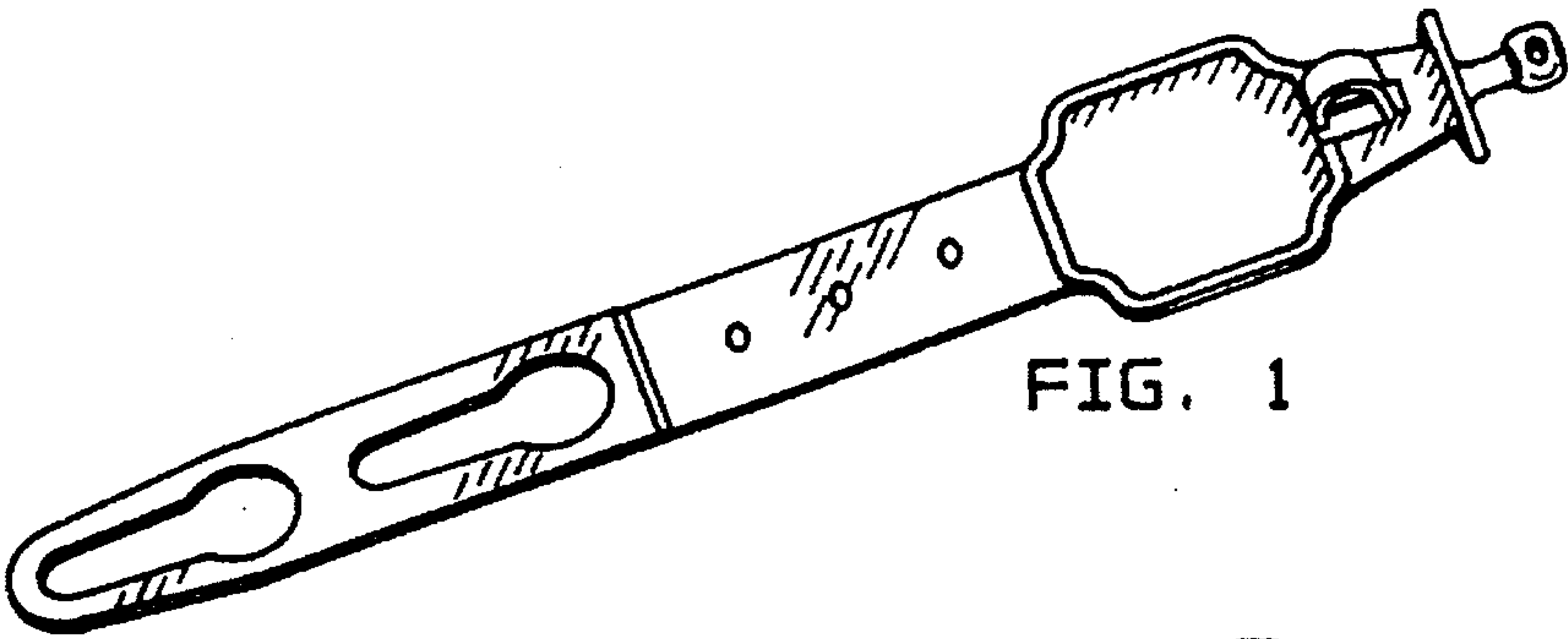


FIG. 1



FIG. 5

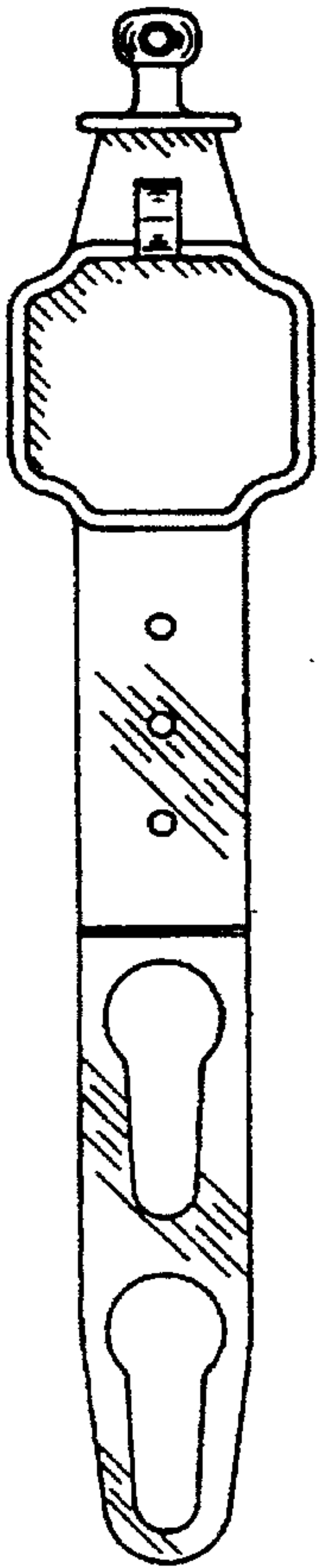


FIG. 2

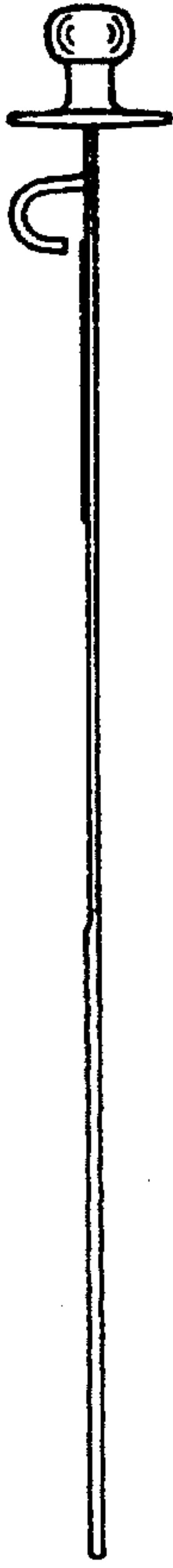


FIG. 3

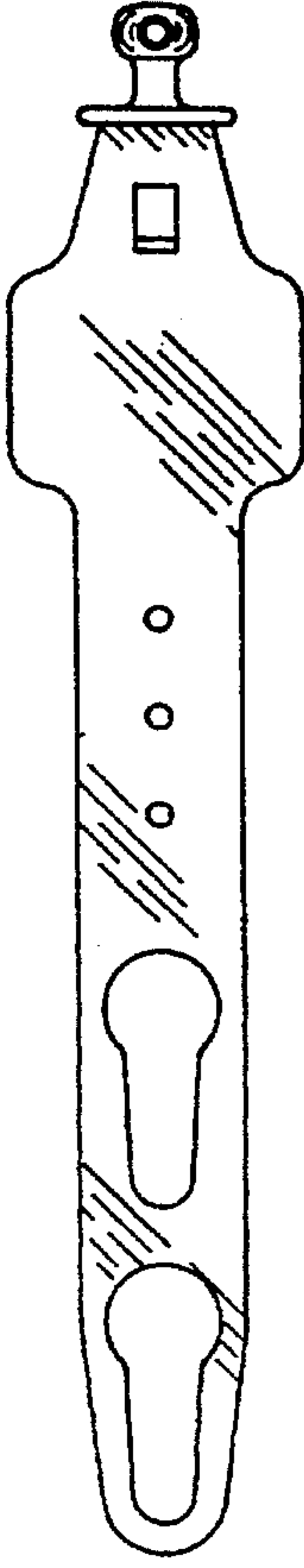


FIG. 4



FIG. 6

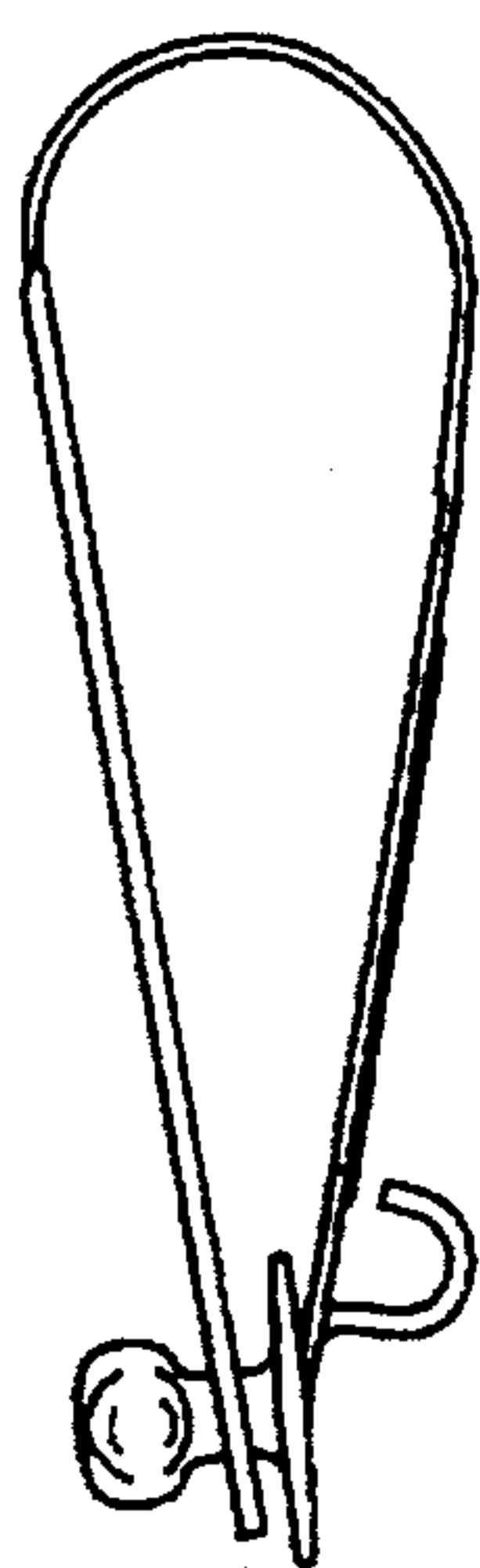


FIG. 7

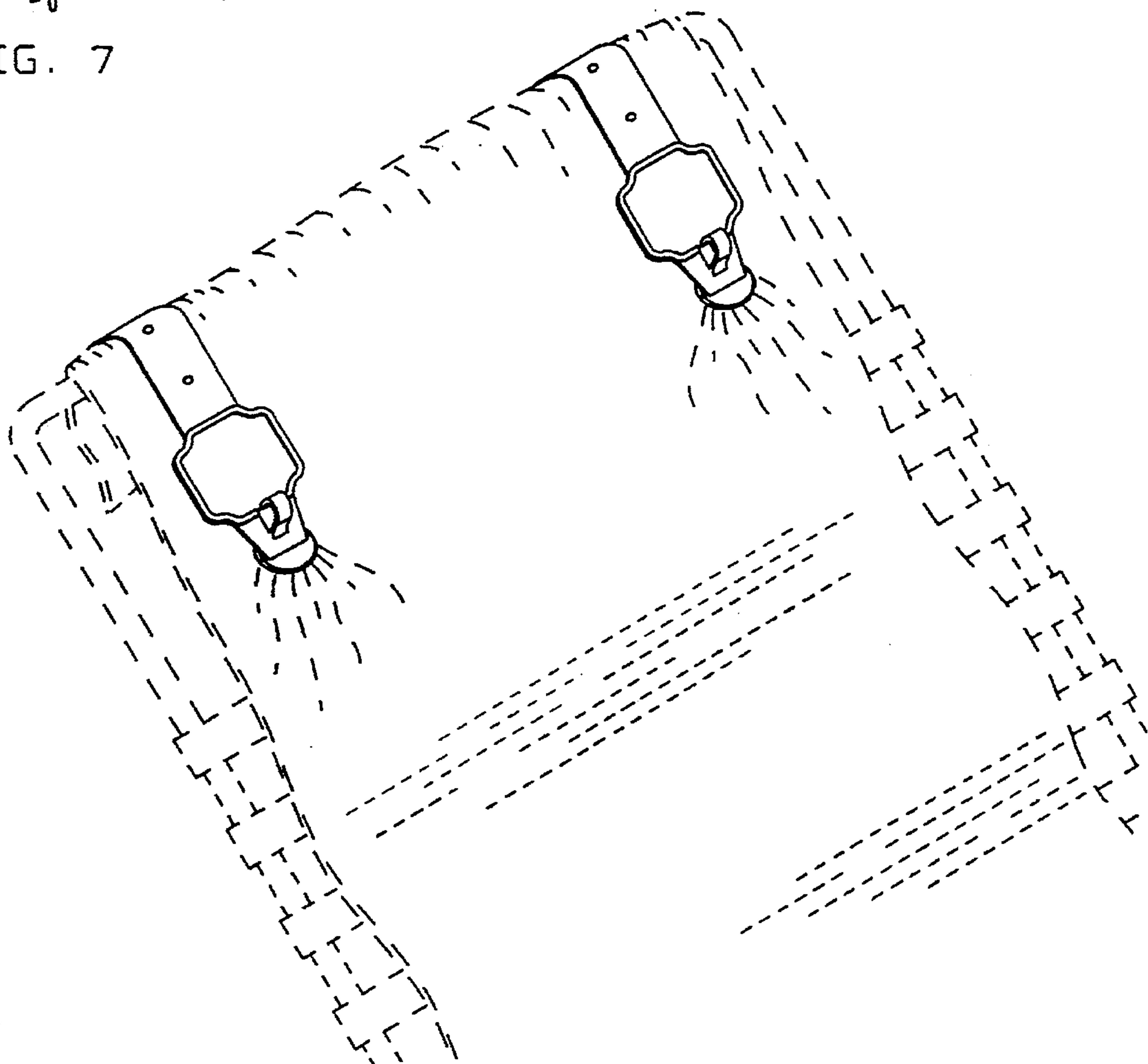


FIG. 8