



US00D382427S

**United States Patent** [19]  
**Wells**

[11] **Patent Number: Des. 382,427**  
[45] **Date of Patent: \*\*Aug. 19, 1997**

[54] **TOP PORTION OF A MATTRESS SPRING CORE**

[75] **Inventor: Thomas J. Wells, Carthage, Mich.**

[73] **Assignee: L&P Property Management Company, Chicago, Ill.**

[\*\*] **Term: 14 Years**

[21] **Appl. No.: 52,737**

[22] **Filed: Apr. 2, 1996**

[51] **LOC (6) Cl. .... 06-06**

[52] **U.S. Cl. .... D6/504; D6/606**

[58] **Field of Search .... D6/504, 605, 606; 5/246-248, 255-257; 267/91**

[56] **References Cited**

**U.S. PATENT DOCUMENTS**

D. 29,631	11/1898	Guynn et al. ....	D6/504
195,676	9/1877	Turner .....	5/256
3,264,660	8/1966	Goldmeyer et al. ....	267/91
4,609,186	9/1986	Thoenen .	
4,781,360	11/1988	Ramsey .	
4,817,924	4/1989	Thoenen .	

*Primary Examiner*—Janice E. Seeger  
*Attorney, Agent, or Firm*—Wood, Herron & Evans, P.L.L.

[57] **CLAIM**

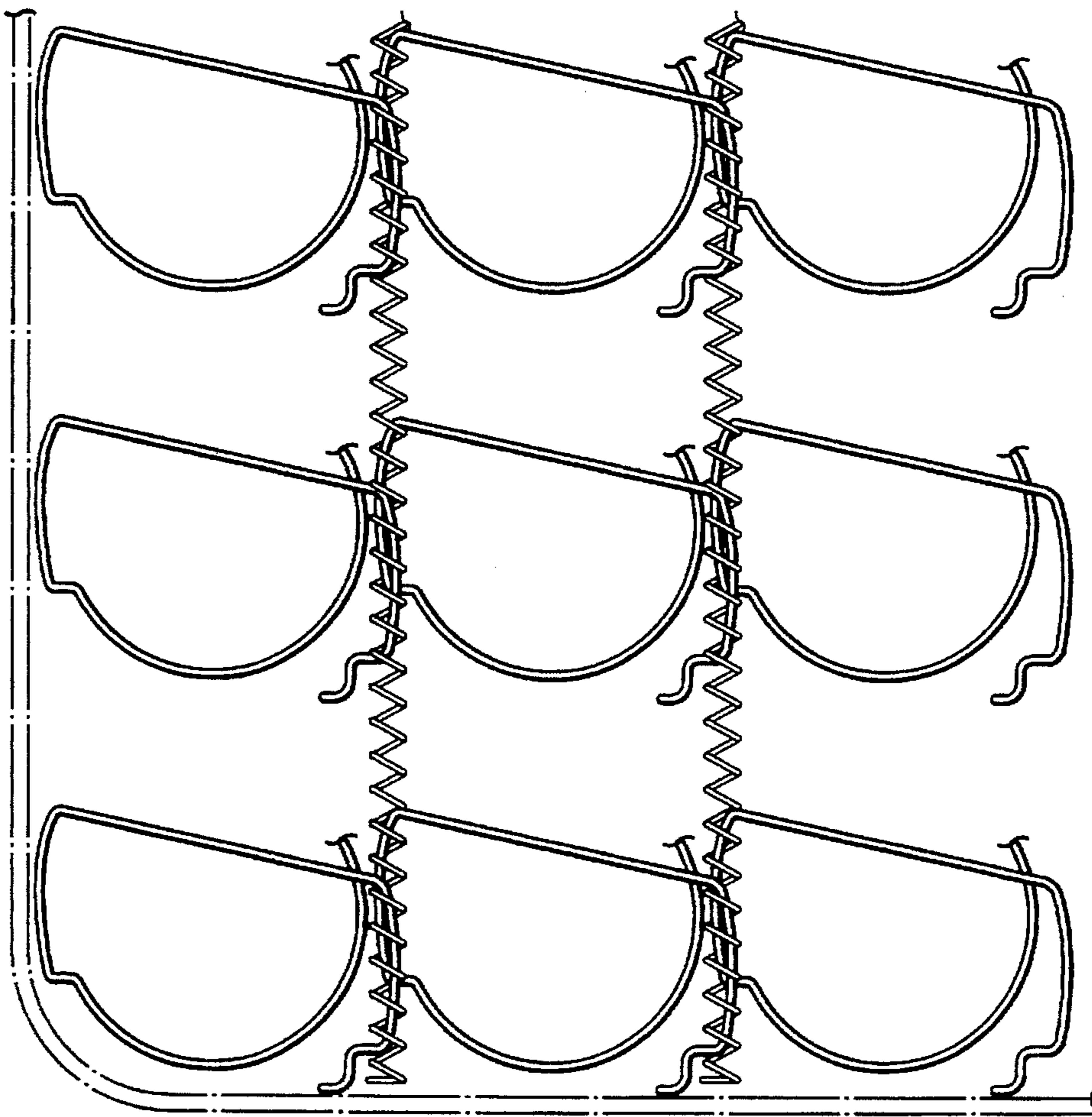
The ornamental design for a top portion of a mattress spring core, as shown and described.

**DESCRIPTION**

FIG. 1 is a top plan view of a top portion of a spring core, showing my new design;  
FIG. 2 is an enlarged view taken from section 2 of FIG. 1;  
FIG. 3 is a side elevational view;  
FIG. 4 is an enlarged view taken from section 4 of FIG. 3;  
FIG. 5 is an elevational view, showing the side opposite that shown in FIG. 3;  
FIG. 6 is an enlarged view taken from section 6 of FIG. 5;  
FIG. 7 is an end elevational view;  
FIG. 8 is an enlarged view taken from section 8 of FIG. 7;  
FIG. 9 is an end elevational view showing the end opposite that shown in FIG. 7; and  
FIG. 10 is an enlarged view taken from section 10 in FIG. 9.

The broken lines are for environmental purposes only and form no part of the claimed design.

**1 Claim, 3 Drawing Sheets**








FIG. 1

2

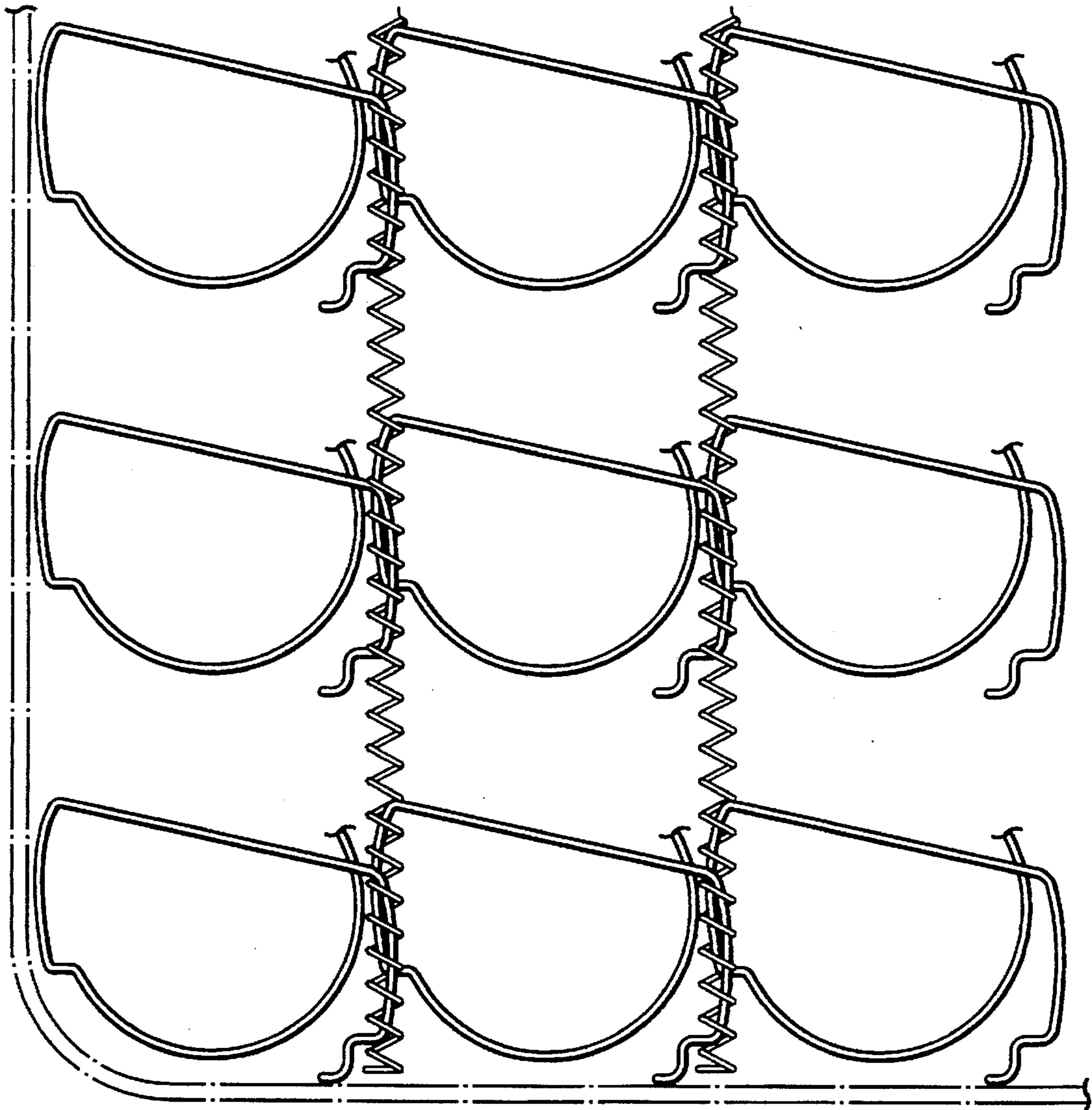


FIG. 2

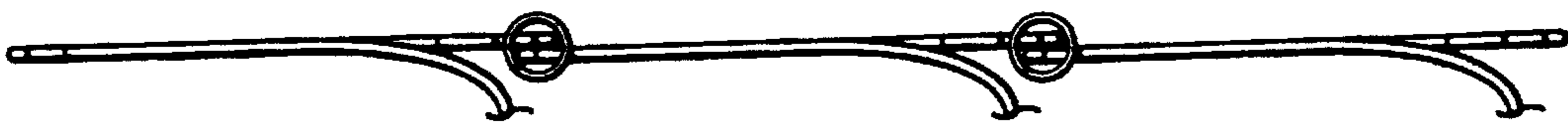


FIG. 4

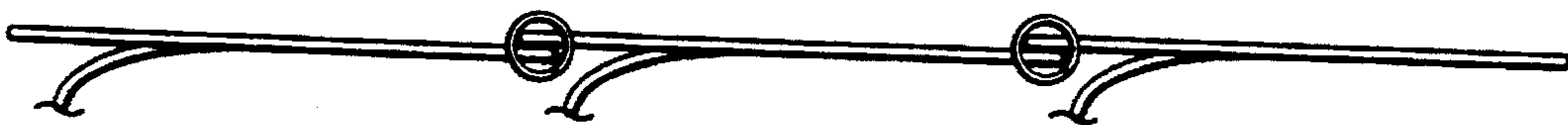


FIG. 6





FIG. 3



FIG. 5

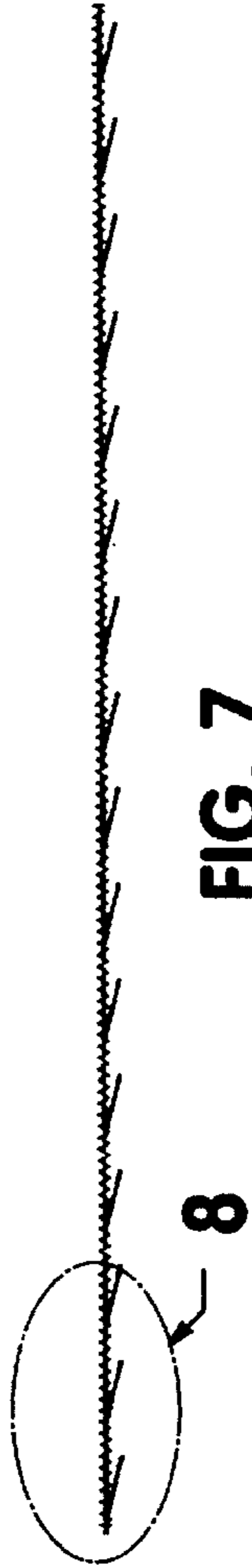


FIG. 7




FIG. 9



FIG. 8

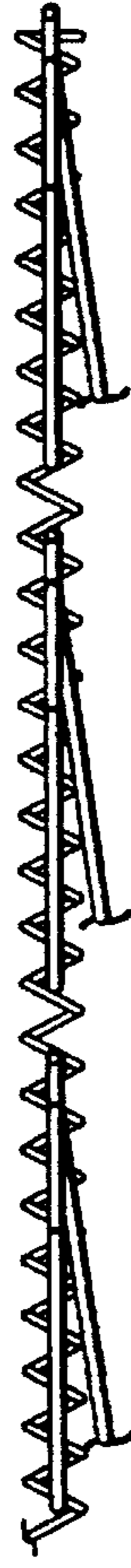


FIG. 10