



US00D382423S

United States Patent [19]
Lenger

[11] **Patent Number: Des. 382,423**

[45] **Date of Patent: ***Aug. 19, 1997**

[54] **END TABLE**

D. 245,302 8/1977 Pratt D6/480
D. 343,077 1/1994 Wegener D6/480

[75] **Inventor: Sidney A. Lenger, Kernsville, N.C.**

OTHER PUBLICATIONS

[73] **Assignee: Schottenstein Stores Corporation, Columbus, Ohio**

Ethan Allen, p. 354, #10-6093P table at left center.

[*] **Notice:** The portion of the term of this patent subsequent to Oct. 29, 2010, has been disclaimed.

Primary Examiner—Janice E. Seeger
Attorney, Agent, or Firm—Wood, Herron & Evans

[**] **Term: 14 Years**

[57] **CLAIM**

The ornamental design for an end table, as shown and described.

[21] **Appl. No.: 45,649**

DESCRIPTION

[22] **Filed: Oct. 25, 1995**

FIG. 1 is a front elevational view of an end table incorporating the design of this invention;
FIG. 2 is a right side elevational view thereof, with the left side elevational view being a mirror image;
FIG. 3 is a rear elevational view thereof;
FIG. 4 is a top plan view thereof; and,
FIG. 5 is a bottom plan view thereof.

[51] **LOC (6) Cl. 06-03**

[52] **U.S. Cl. D6/480**

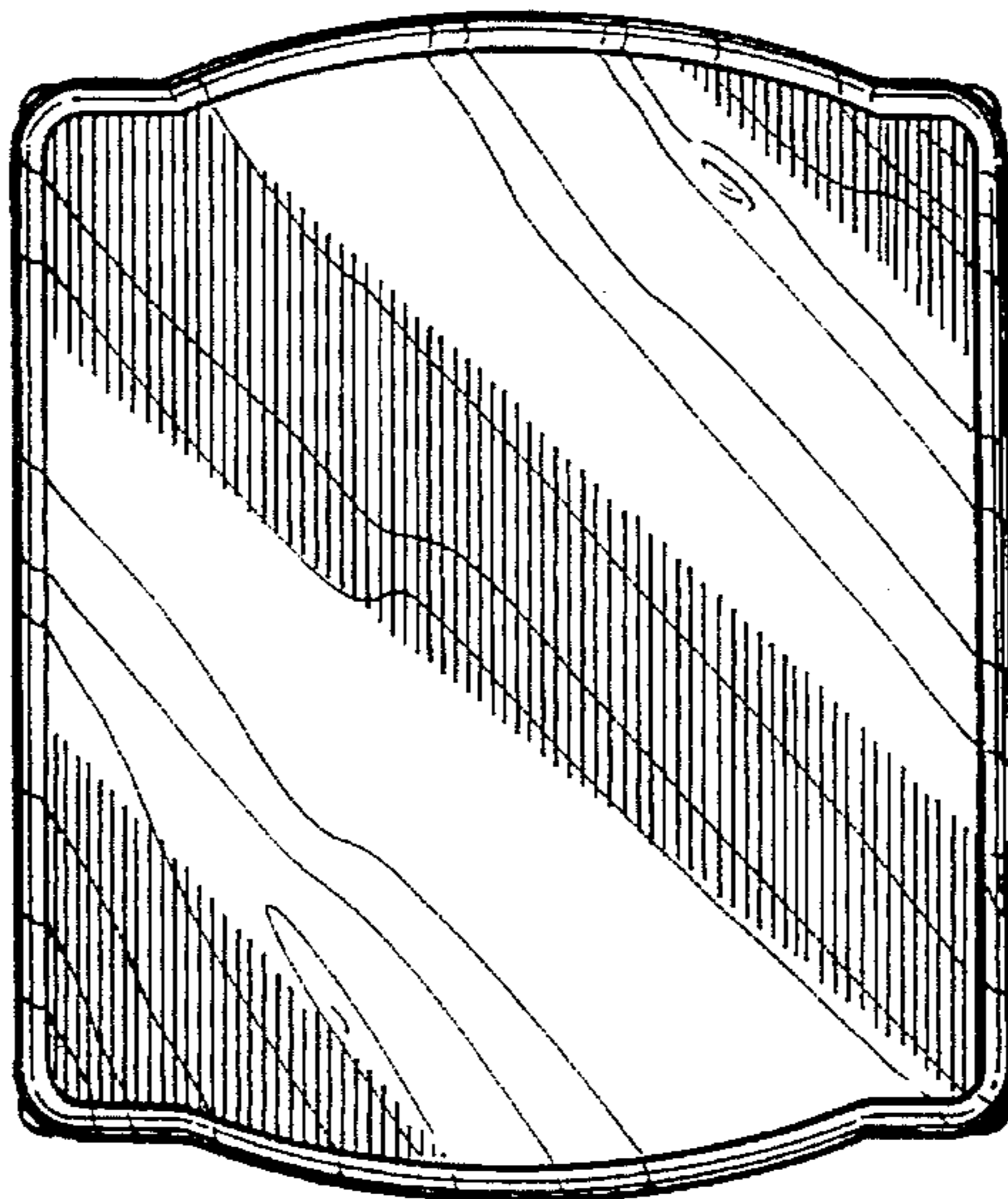

[58] **Field of Search** D6/480-489, 495, D6/451; 108/153, 155-157, 161

[56] **References Cited**

U.S. PATENT DOCUMENTS

D. 92,191 5/1934 Mochi D6/430 X

1 Claim, 2 Drawing Sheets






FIG. 1

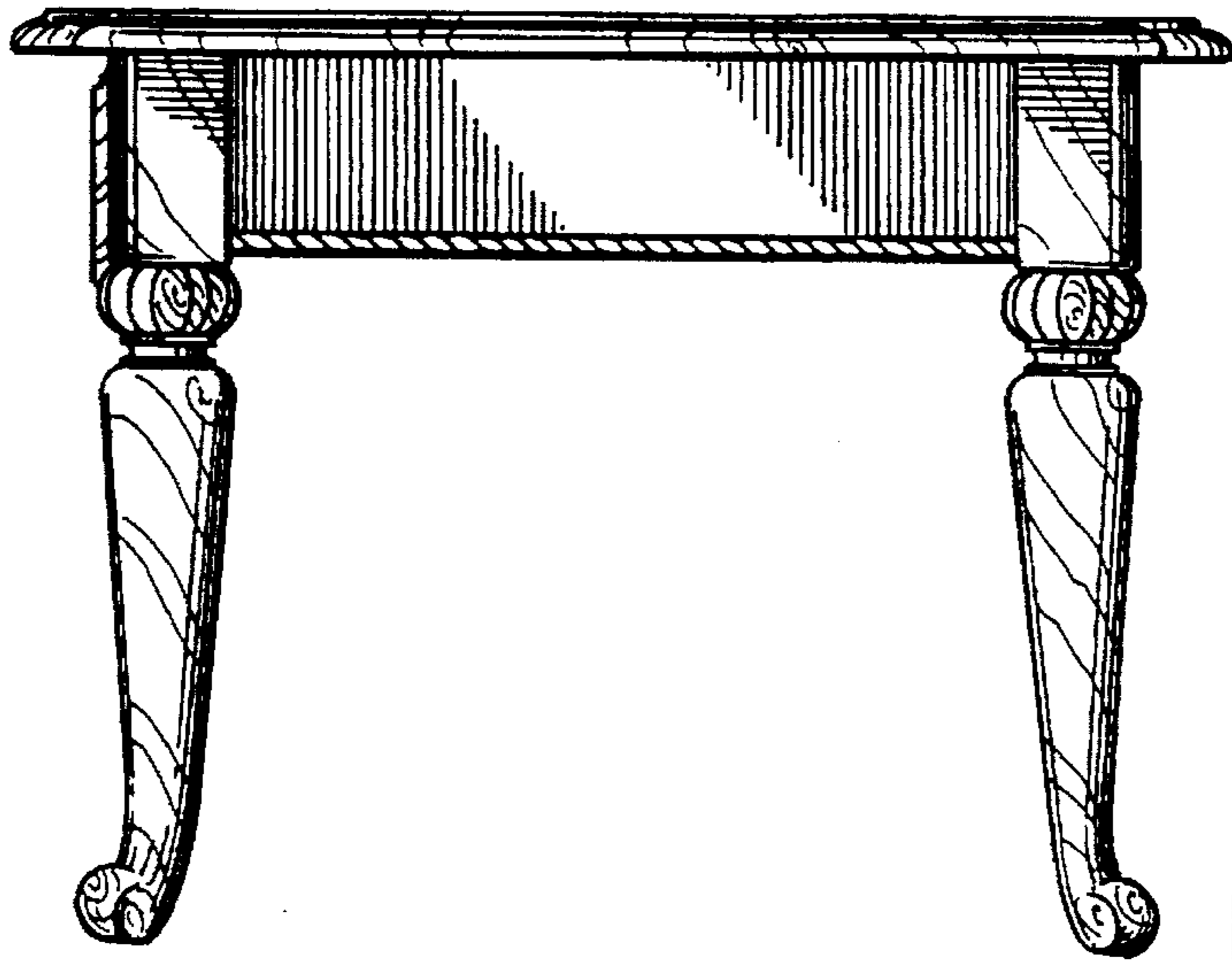


FIG. 2




FIG. 3

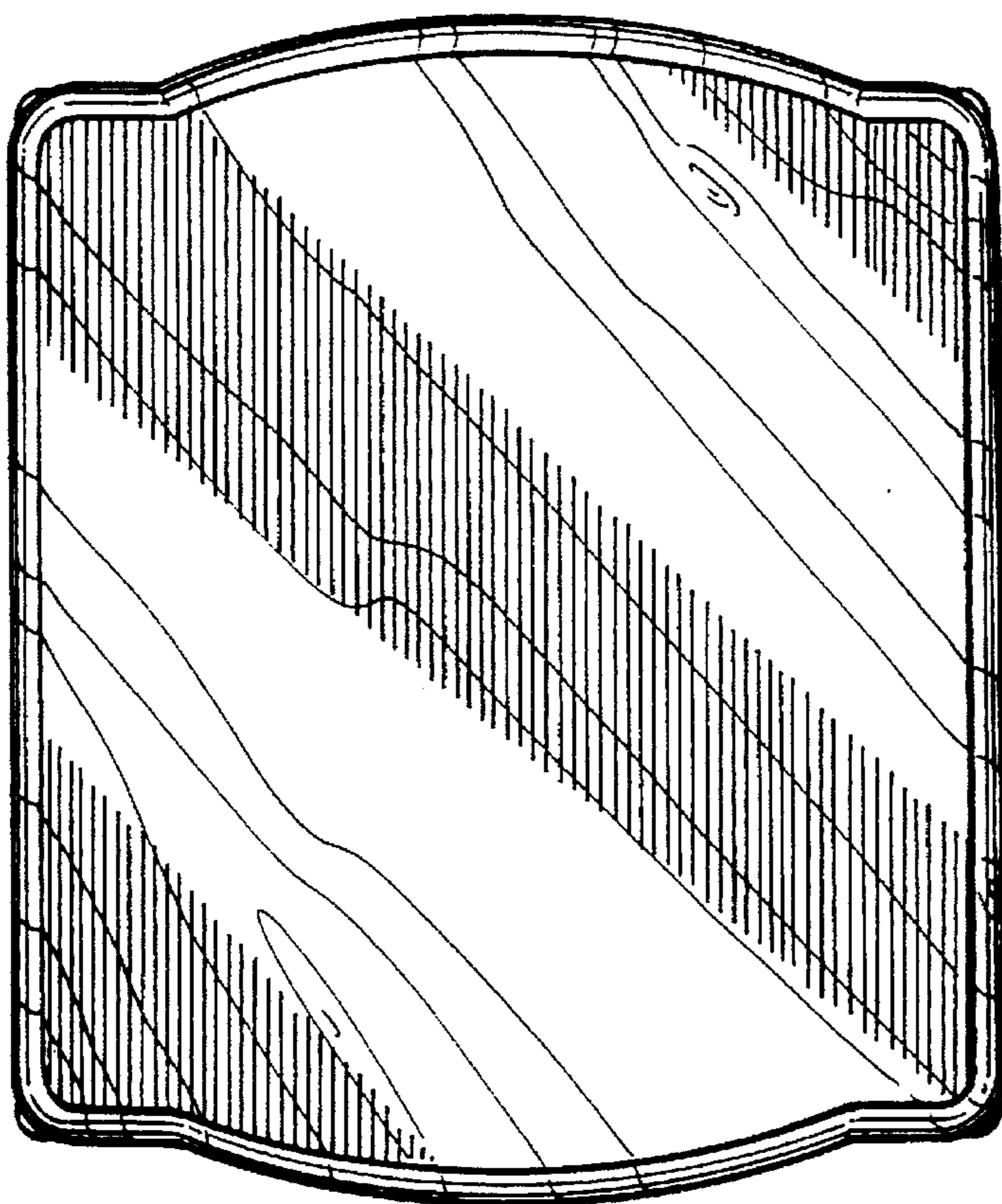


FIG. 4




FIG. 5