



US00D382415S

United States Patent [19] Leib

[11] Patent Number: **Des. 382,415**

[45] Date of Patent: ****Aug. 19, 1997**

[54] **STACKABLE CHAIR**

4,529,246 7/1985 Leib .
4,555,139 11/1985 Leib .
4,784,435 11/1988 Leib .

[76] Inventor: **Roger K. Leib**, 208 S. McCadden Pl.,
Los Angeles, Calif. 90004-1054

[**] Term: **14 Years**

[21] Appl. No.: **54,948**

[22] Filed: **May 24, 1996**

[51] LOC (6) Cl. **06-01**

[52] U.S. Cl. **D6/373; D6/380**

[58] Field of Search D6/334, 371, 372,
D6/373, 374, 375, 379, 380, 500, 501,
502; 297/448.2

OTHER PUBLICATIONS

Add Interior Systems, Oct. 1982, 2 pg brochure, The Rose
Chair shown on p. 1 and bottom right on p. 2.
Schoner Wohnen, Apr. 1985, p. 202-G.
Weekly Home Furnishings Newspaper, Sep., 26, 1988, p. 34.

Primary Examiner—Gary D. Watson
Attorney, Agent, or Firm—Sheldon & Mak

[57] **CLAIM**

The ornamental design for a stackable chair, as shown and
described.

[56] **References Cited**

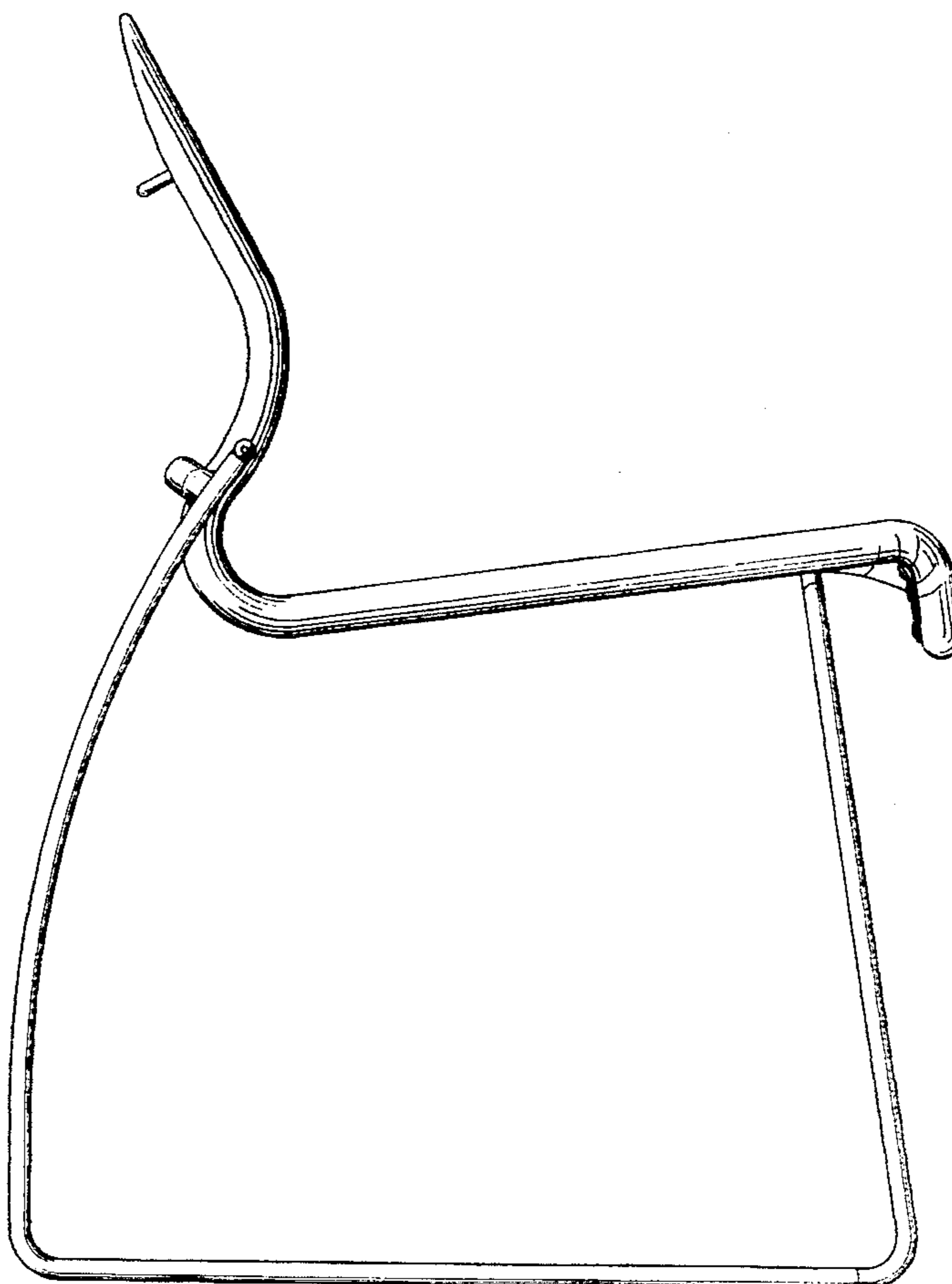
U.S. PATENT DOCUMENTS

D. 202,775	11/1965	Rowland	D6/373
D. 224,824	9/1972	Buhk	D6/373
D. 225,195	11/1972	Lange	D6/373
D. 246,813	1/1978	Tolleson	D6/373
D. 269,831	7/1983	Crone	D6/373
D. 317,381	6/1991	Fulaheri	D6/373
D. 328,984	9/1992	Marini	D6/373
D. 344,418	2/1994	Favaretto	D6/373
D. 367,185	2/1996	Olson	D6/373
2,512,353	6/1950	Magaldino et al.		
3,035,866	5/1962	Raduns		

DESCRIPTION

FIG. 1 is a front view of a stackable chair showing my new
design;
FIG. 2 is a left side view of the chair, the right view being
a mirror image thereof;
FIG. 3 is a rear view of the chair;
FIG. 4 is a top view of the chair; and
FIG. 5 is a bottom view of the chair.
FIGS. 4 and 5 have been shown on an enlarged scale with
respect to FIGS. 1 through 3.

1 Claim, 5 Drawing Sheets




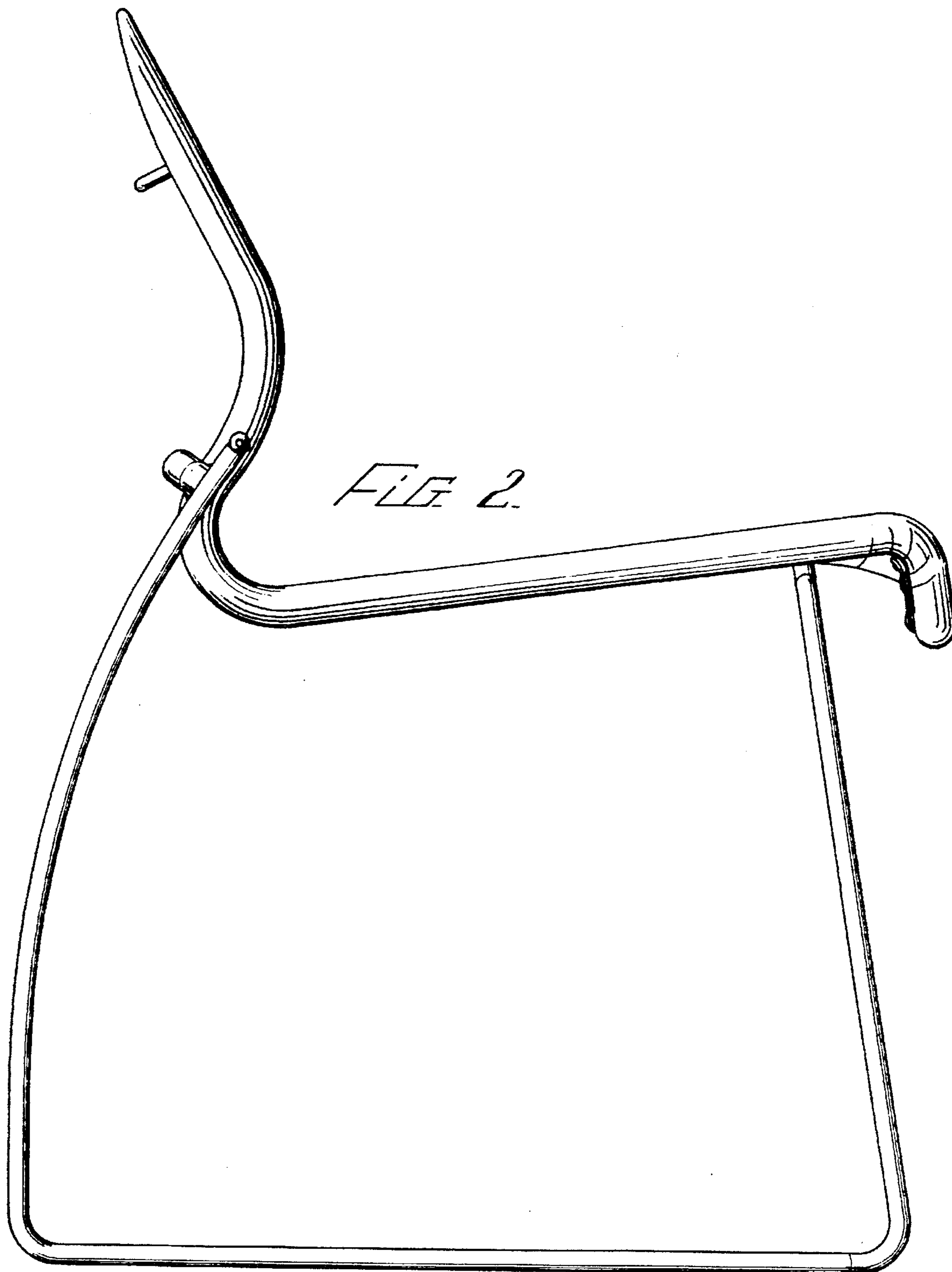


FIG. 1



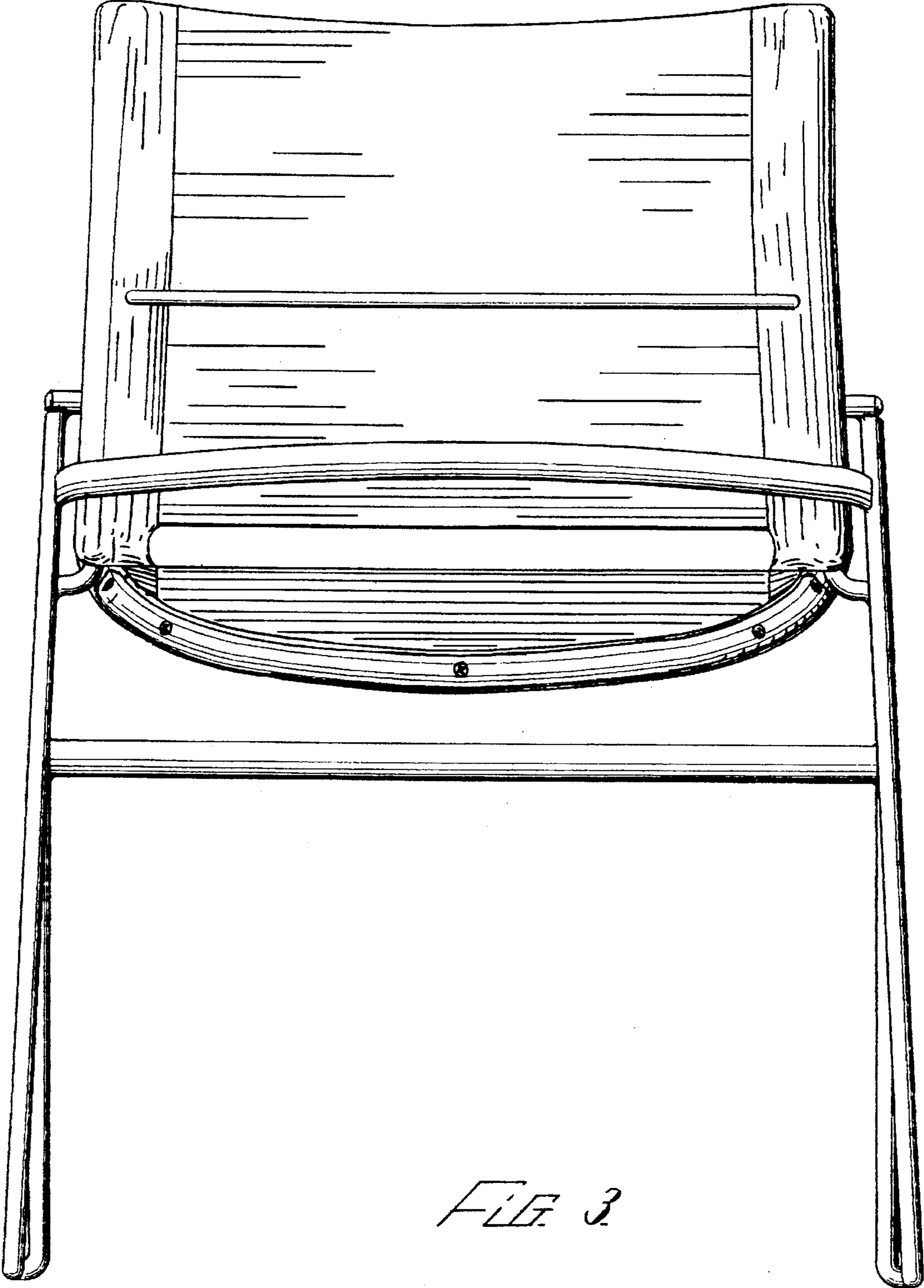


FIG. 3




FIG. 4.




FIG. 5