

US00D382410S

United States Patent [19] Leopold

[11] Patent Number: **Des. 382,410**

[45] Date of Patent: ****Aug. 19, 1997**

[54] **COLLAPSIBLE HANGER**

FOREIGN PATENT DOCUMENTS

[76] Inventor: **Hillel Leopold**, 3 Sumner Heights Drive, Willowdale, Ontario, Canada, M2K 1Y2

505486	8/1930	Germany .
A-649207	5/1985	Switzerland .
328828	5/1930	United Kingdom .
354526	9/1931	United Kingdom .
759905	10/1956	United Kingdom .

[**] Term: **14 Years**

Primary Examiner—Raphael Barkai
Attorney, Agent, or Firm—Weldon F. Green

[21] Appl. No.: **48,154**

[22] Filed: **Dec. 21, 1995**

[57] **CLAIM**

[51] **LOC (6) Cl.** **06-08**

[52] **U.S. Cl.** **D6/318**

[58] **Field of Search** D6/315-318, 320, D6/323, 324, 513, 552, 562, 566, 569, 574; 211/113; 223/85, 94, 89

The ornamental design for a collapsible hanger, as shown and described.

DESCRIPTION

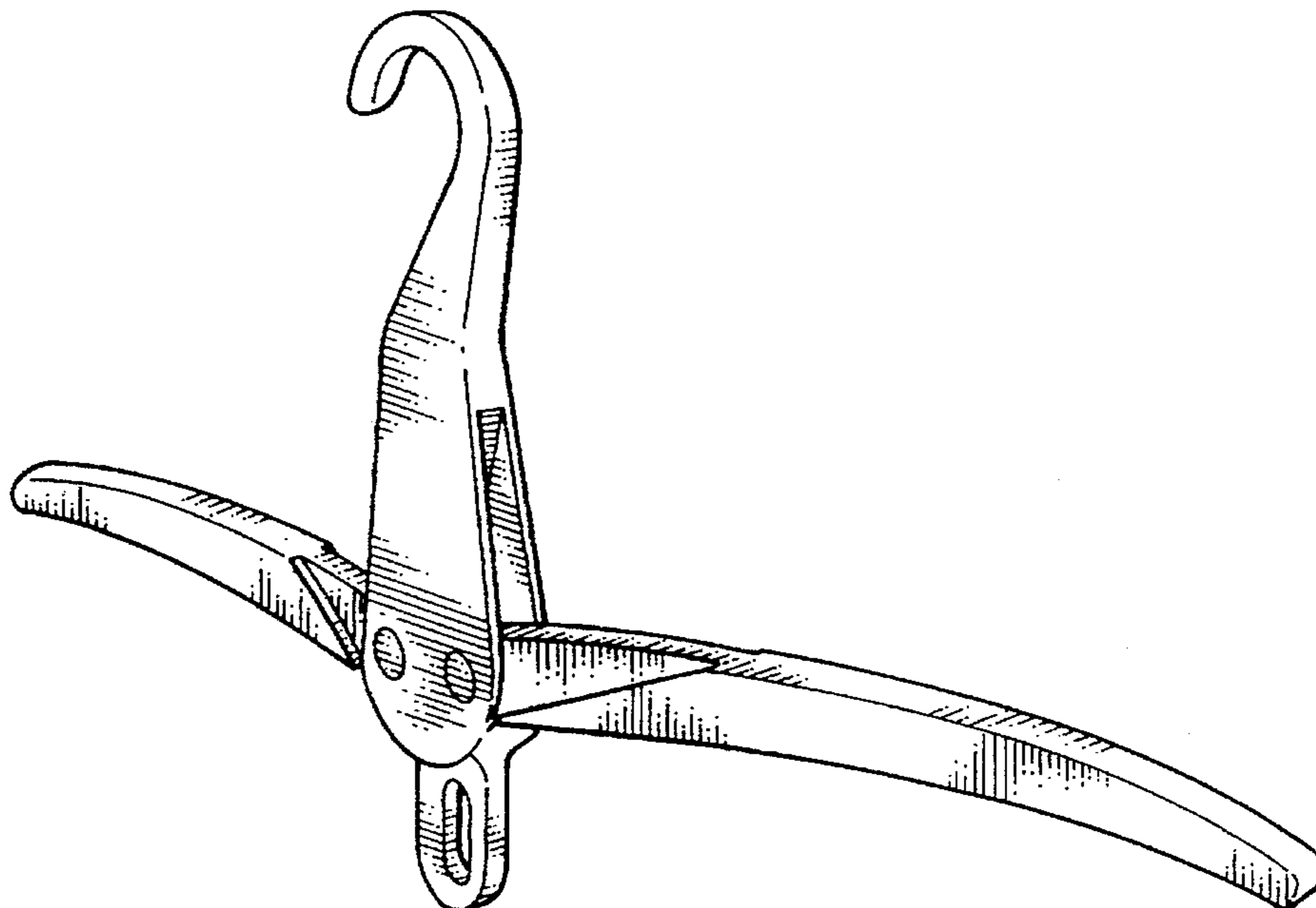
[56] **References Cited**

U.S. PATENT DOCUMENTS

D. 149,858	6/1948	Brown	D6/318
D. 189,897	3/1961	Zifferblatt	D6/318
D. 263,013	2/1982	Angeles	D6/318
D. 271,927	12/1983	Payant	D6/316
678,073	7/1901	Osgood	.	
900,567	10/1908	Miles	.	
1,162,613	11/1915	Kalina	.	
1,253,608	1/1918	Lambert	.	
1,319,784	10/1919	Meyer	.	
2,413,221	12/1946	Elston	.	
2,629,525	2/1953	Peterson	.	
2,728,499	12/1955	Mueller	.	
2,881,965	4/1959	Fetko	.	
3,334,793	8/1967	Anderson	223/94
3,802,610	4/1974	Love et al.	223/94
4,586,524	5/1986	Smith	.	
4,730,737	3/1988	Robinson	211/113
4,988,021	1/1991	Adams et al.	.	
5,007,562	4/1991	Brink et al.	.	
5,085,357	2/1992	Cheri	.	
5,085,358	2/1992	Lam	.	

FIG. 1 is a front elevation of the collapsible hanger embodying the invention shown in extended disposition; FIG. 2 is a side elevational view of the collapsible hanger as depicted in FIG. 1; FIG. 3 is a top plan view of the collapsible hanger as depicted in FIG. 1; FIG. 4 is a bottom plan view of the collapsible hanger as depicted in FIG. 1; FIG. 5 is a front elevational view of the collapsible hanger of FIG. 1 shown in the upwardly collapsed disposition; FIG. 6 is a side elevational view of the collapsible hanger as depicted in FIG. 5; FIG. 7 is a top plan view of the collapsible hanger as depicted in FIG. 5; FIG. 8 is a bottom plan view of the collapsible hanger as depicted in FIG. 5; FIG. 9 is a perspective view of the collapsible hanger as depicted in FIG. 1, taken from a point upwardly and to the right thereof; and, FIG. 10 is a perspective view of the collapsible hanger as depicted in FIG. 5, taken from a point upwardly and to the right thereof.

1 Claim, 4 Drawing Sheets



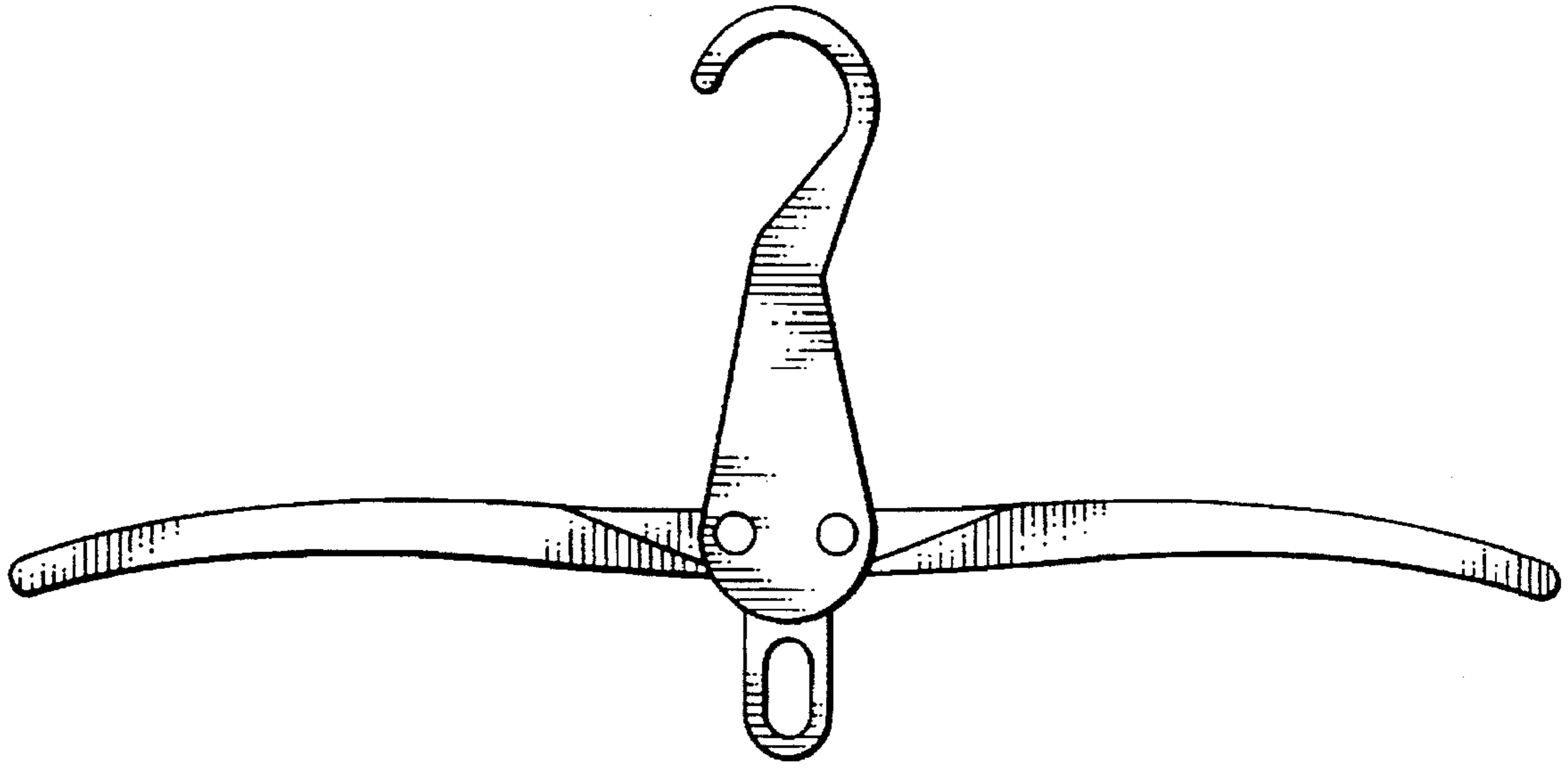


FIG. 1



FIG. 2



FIG. 3



FIG. 4

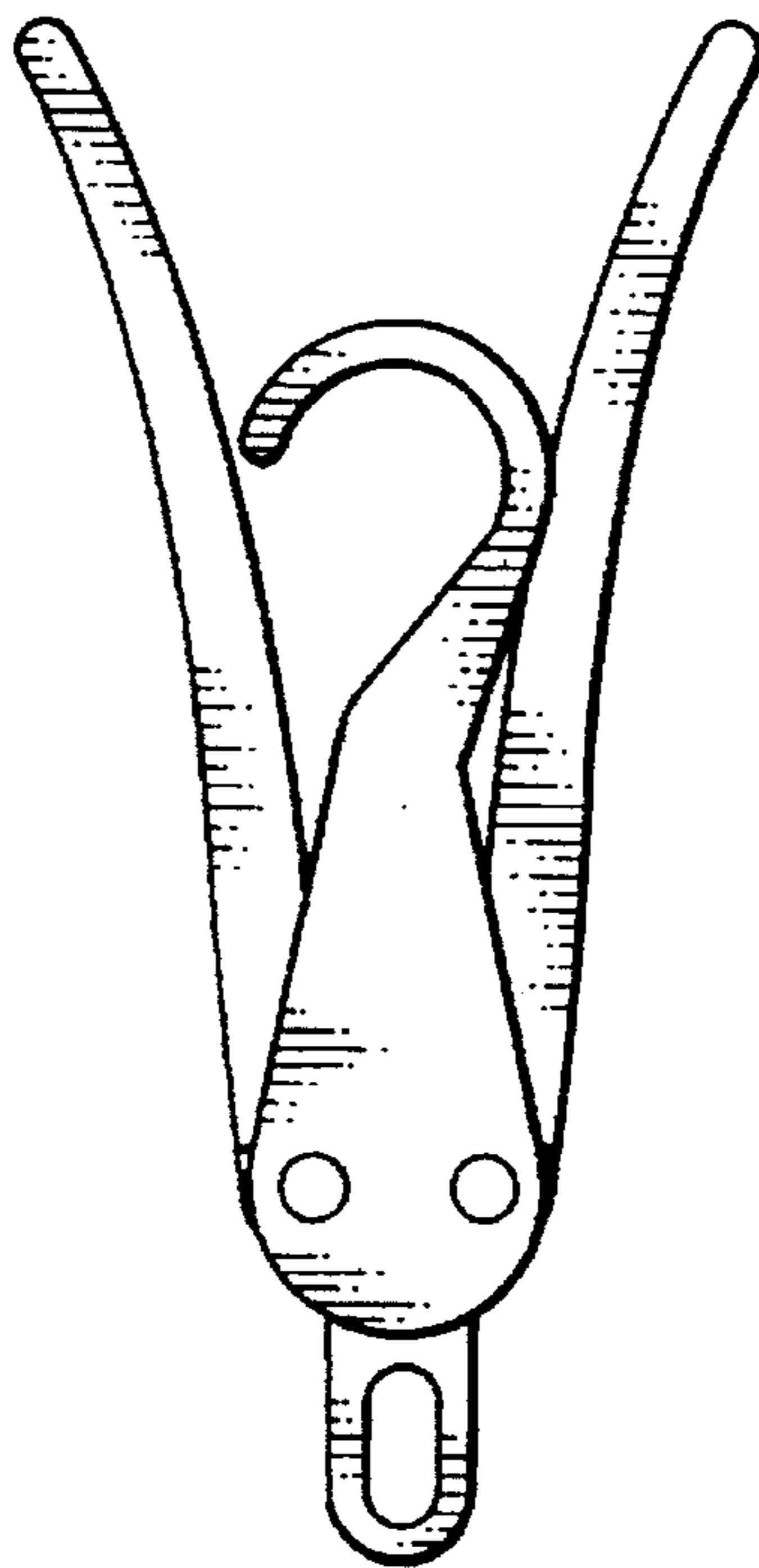


FIG. 5



FIG. 6




FIG. 7



FIG. 8

FIG. 10

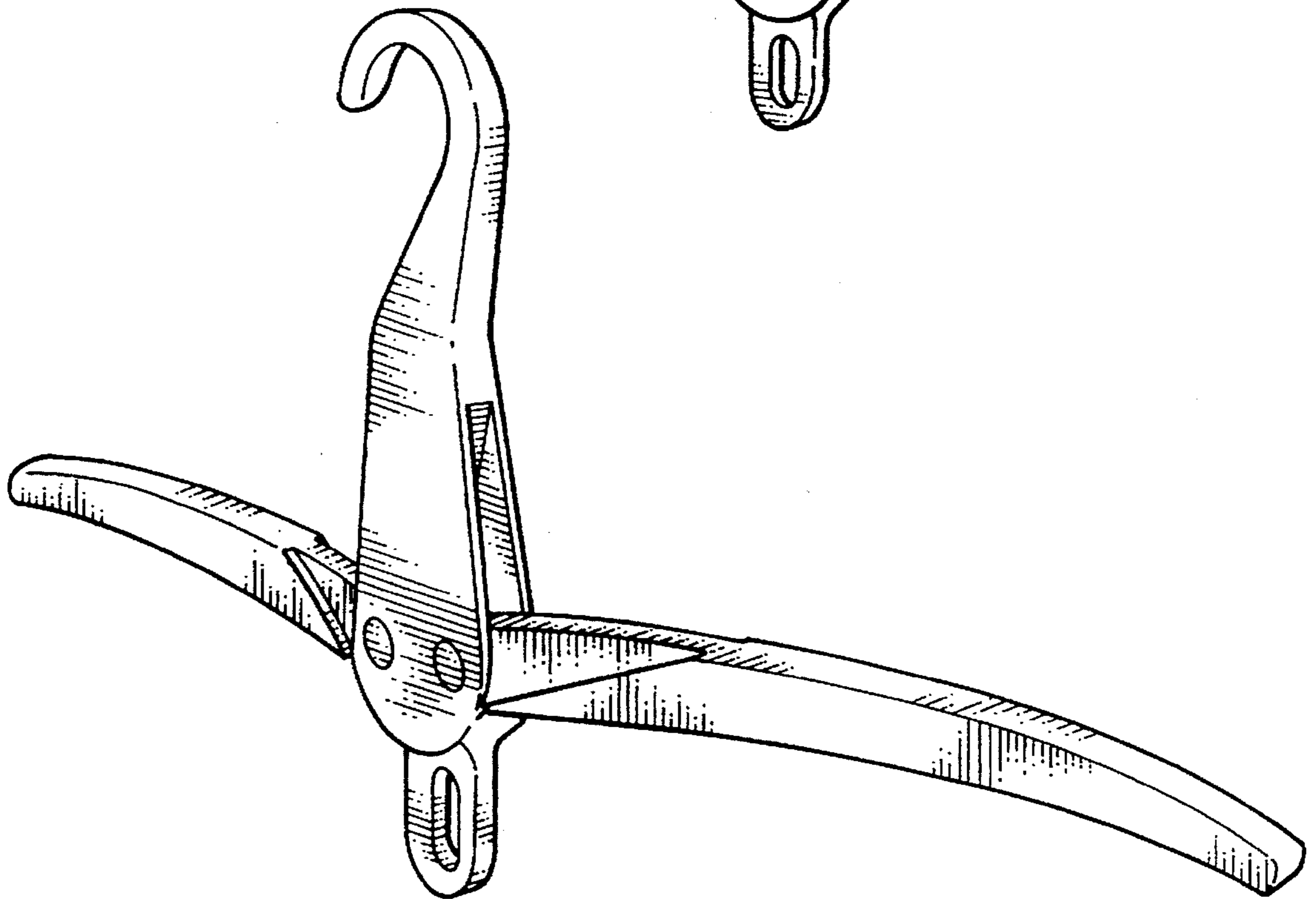
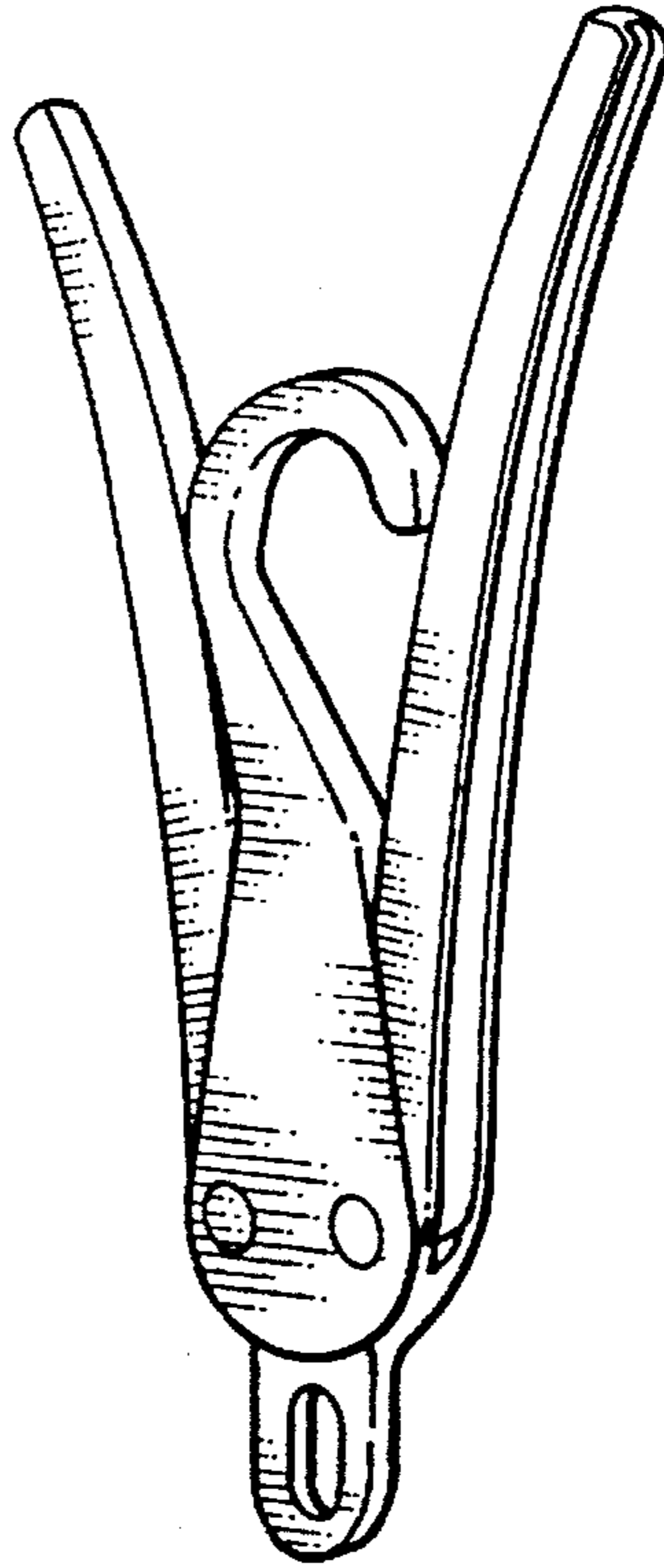


FIG. 9