



US00D382402S

United States Patent [19]

Pawuk et al.

[11] Patent Number: **Des. 382,402**

[45] Date of Patent: ****Aug. 19, 1997**

[54] **TRAY FOR NUTS, BOLTS AND NAILS**

[76] Inventors: **Terry Pawuk**, 18535 S. Boone Rd., Columbia Station, Ohio 44028; **Erwin Tomm**, 3320 W. 130th St., Cleveland, Ohio 44111

[**] Term: **14 Years**

[21] Appl. No.: **47,271**

[22] Filed: **Nov. 30, 1995**

[51] LOC (6) Cl. **03-01**

[52] U.S. Cl. **D3/304; D7/698**

[58] **Field of Search** D3/304-314; D7/550, D7/552, 698; 206/526, 557; 209/614, 702, 703; 222/462, 572; 414/675

[56] **References Cited**

U.S. PATENT DOCUMENTS

D. 262,507	1/1982	Wooldridge	D7/698
D. 283,390	4/1986	McGinnis	D7/698
D. 363,195	10/1995	Branstoy	D7/698
2,530,009	11/1950	Fields .	
2,704,974	3/1955	Setman .	
2,952,369	9/1960	Rew .	
3,747,756	7/1973	Wheeler	209/703

4,643,316	2/1987	Hoffmann	209/702
4,679,691	7/1987	Halloran .	
5,117,982	6/1992	Shotthafer et al.	209/702 X
5,181,613	1/1993	Wright .	
5,495,950	3/1996	Jiellum	209/703

Primary Examiner—Terry A. Wallace
Attorney, Agent, or Firm—Renner, Otto, Boisselle & Sklar, P.L.L.

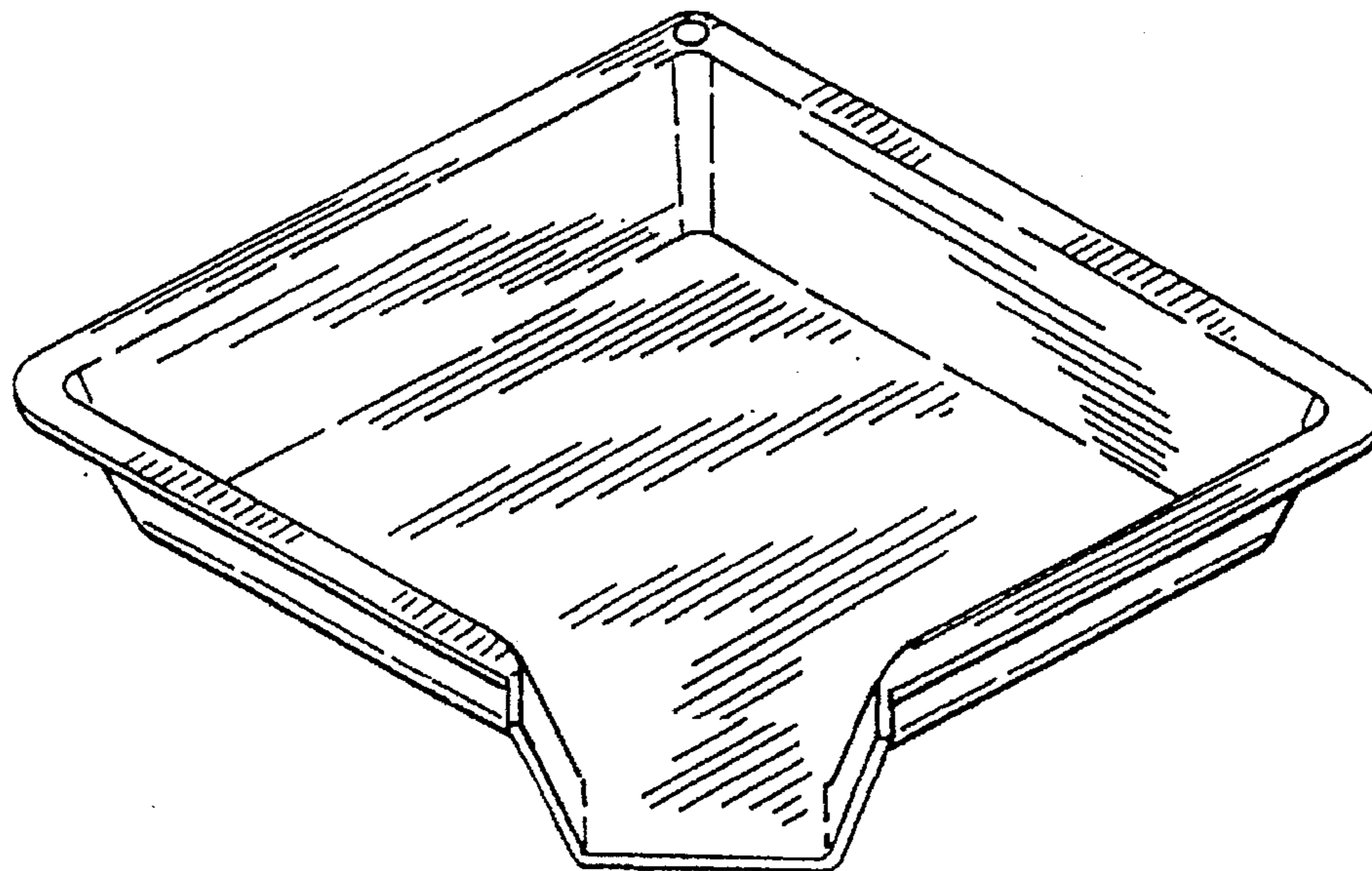

[57] **CLAIM**

The ornamental design for a tray for nuts, bolts and nails, as shown and described.

DESCRIPTION

FIG. 1 is a top plan view of a tray for nuts, bolts and nails showing our new design;
FIG. 2 is a front view thereof;
FIG. 3 is a right side view thereof;
FIG. 4 is a left side view thereof;
FIG. 5 is a back view thereof;
FIG. 6 is a bottom view thereof;
FIG. 7 is a corner view thereof looking in at the spout from the bottom right corner as viewed in FIG. 1; and,
FIG. 8 is a perspective view thereof as viewed from the spout corner.

1 Claim, 2 Drawing Sheets



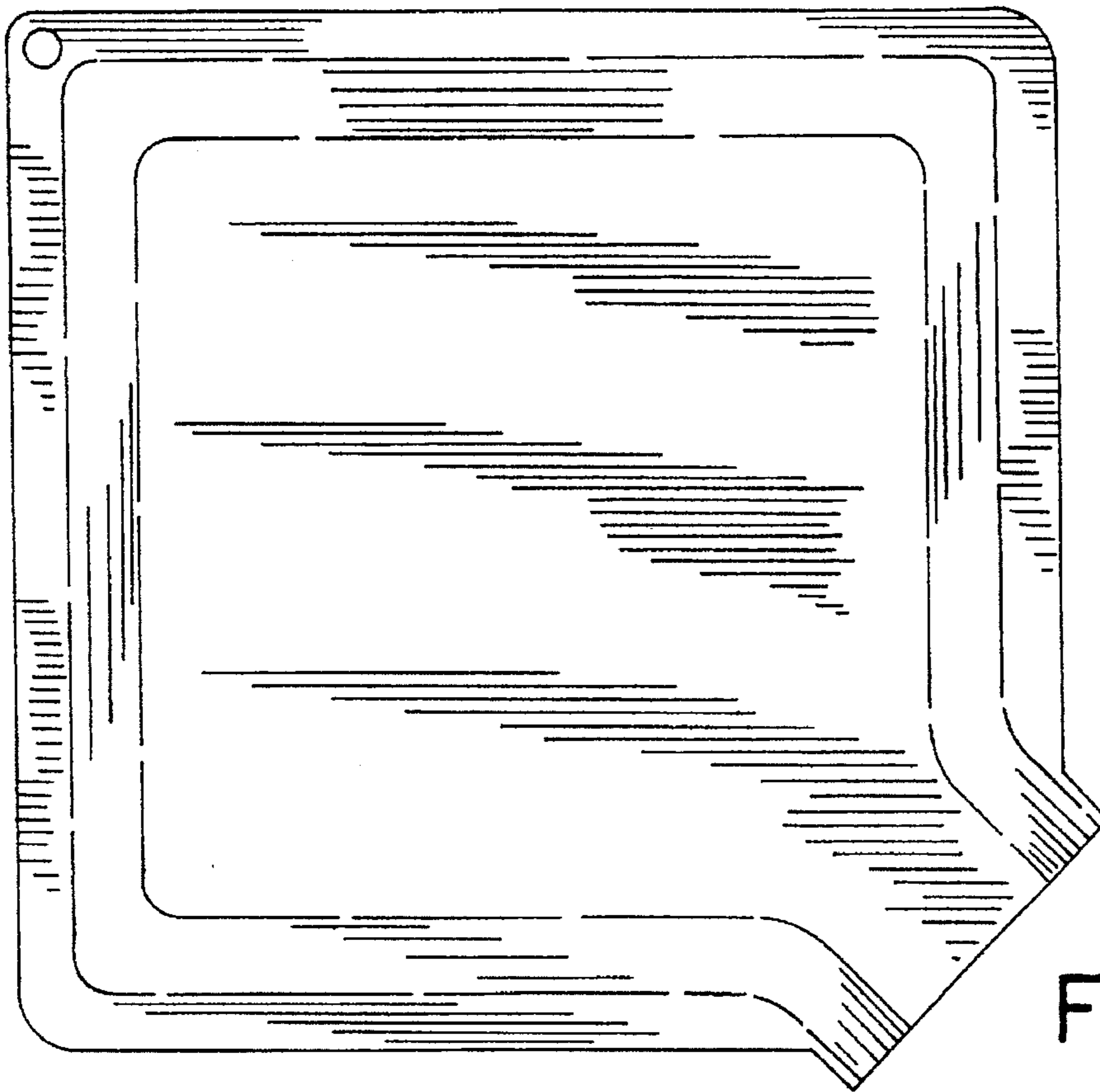


FIG. 1




FIG. 2




FIG. 3




FIG. 4




FIG. 5

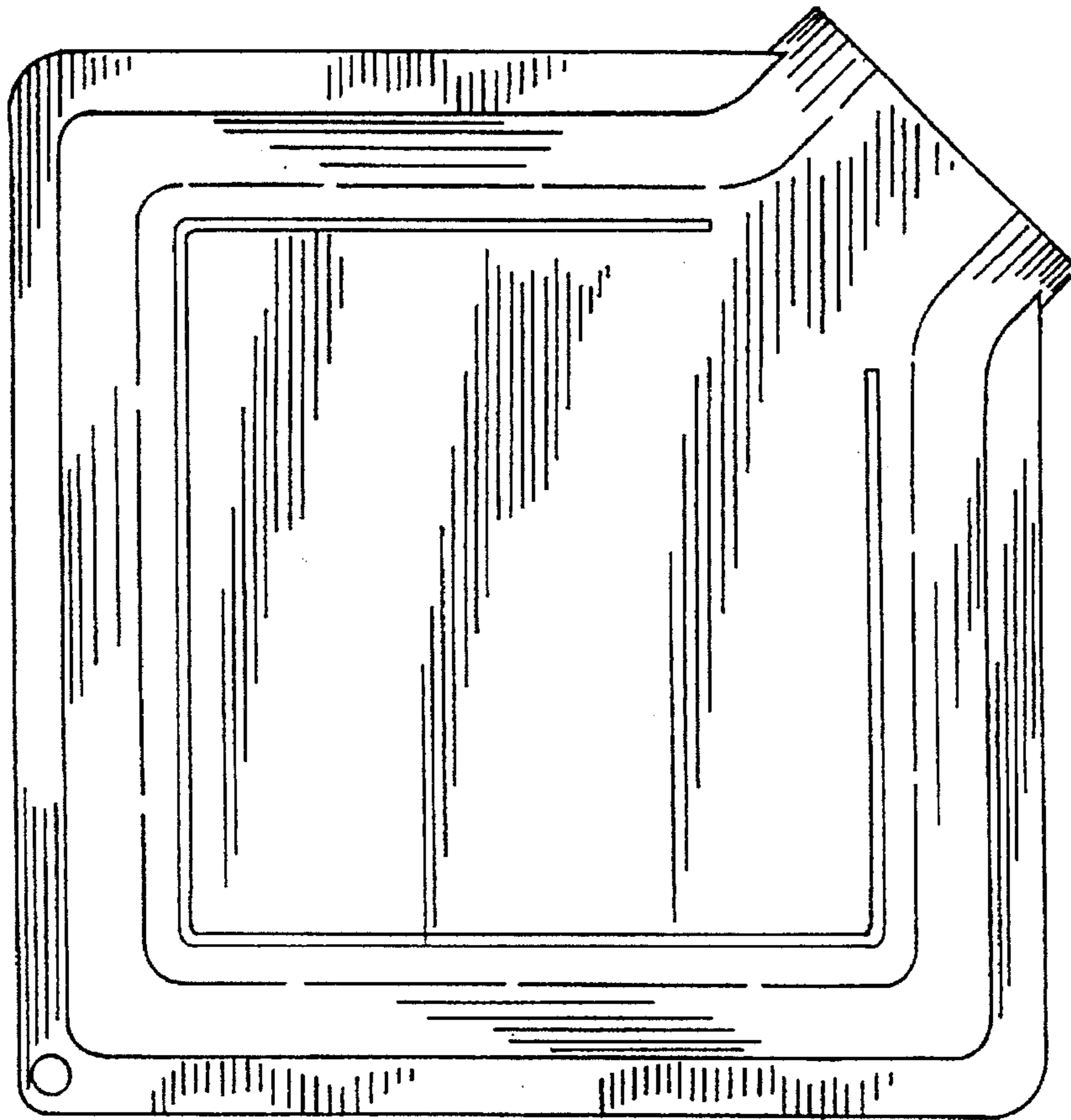


FIG. 6




FIG. 7

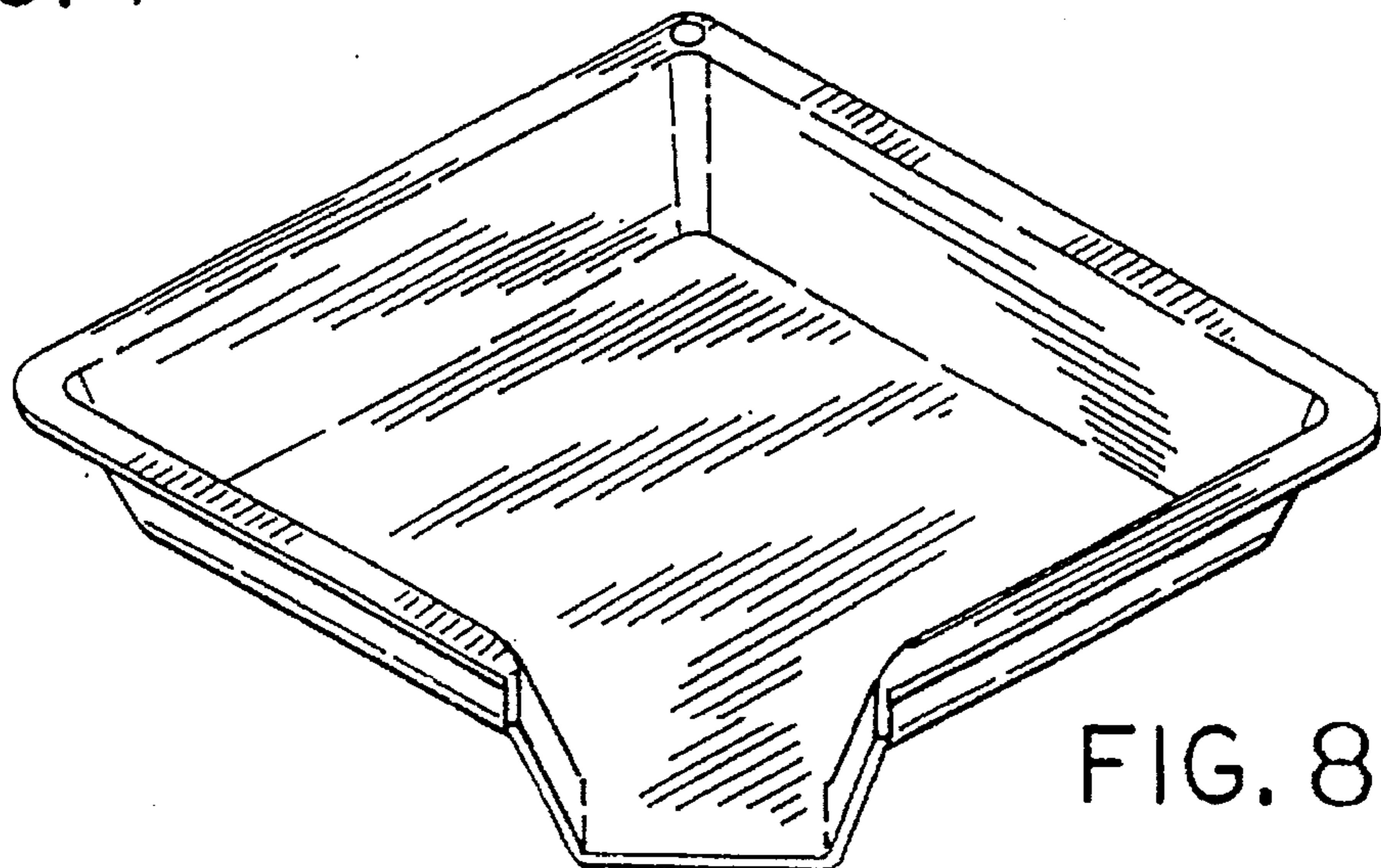


FIG. 8