



US00D382400S

United States Patent [19]

[11] Patent Number: **Des. 382,400**

Theodosakis et al.

[45] Date of Patent: ****Aug. 19, 1997**

[54] **SUNGLASSES CASE**

3,524,455	8/1970	Hoogesteger	206/5
4,782,941	11/1988	Feise	206/5
5,270,002	12/1993	Neff, II et al.	206/5.1
5,388,686	2/1995	Kanner et al.	206/5.1

[75] Inventors: **Jeff Theodosakis**, Carlsbad; **Dave Miller**, Anaheim, both of Calif.

[73] Assignee: **Spy Optic, Inc.**, Carlsbad, Calif.

Primary Examiner—Celia Murphy
Attorney, Agent, or Firm—Stetina Brunda & Buyan

[**] Term: **14 Years**

[57] CLAIM

[21] Appl. No.: **54,597**

The ornamental design for a sunglasses case, as shown and described.

[22] Filed: **May 17, 1996**

DESCRIPTION

[51] **LOC (6) Cl.** **03-01**

[52] **U.S. Cl.** **D3/265; D3/263**

[58] **Field of Search** D3/219, 263, 264, D3/265, 266; D9/500, 504, 514, 537; D16/130, 136, 330, 339; 206/5, 5.1; 248/902

FIG. 1 is a front top perspective view of the sunglasses case of the present invention showing our new design; FIG. 2 is a front top perspective view thereof with the cover depicted in an open configuration; FIG. 3 is a top plan view of FIG. 1; FIG. 4 is a bottom plan view of FIG. 1; FIG. 5 is a front elevational view of FIG. 1; FIG. 6 is a right side elevational view of FIG. 1; and, FIG. 7 is a left side elevational view of FIG. 1.

[56] References Cited

U.S. PATENT DOCUMENTS

D. 190,344	5/1961	Phipps, III	D3/264
D. 289,922	5/1987	Jermyn	D3/264
D. 351,337	10/1994	Bonnema et al.	D9/500

1 Claim, 1 Drawing Sheet

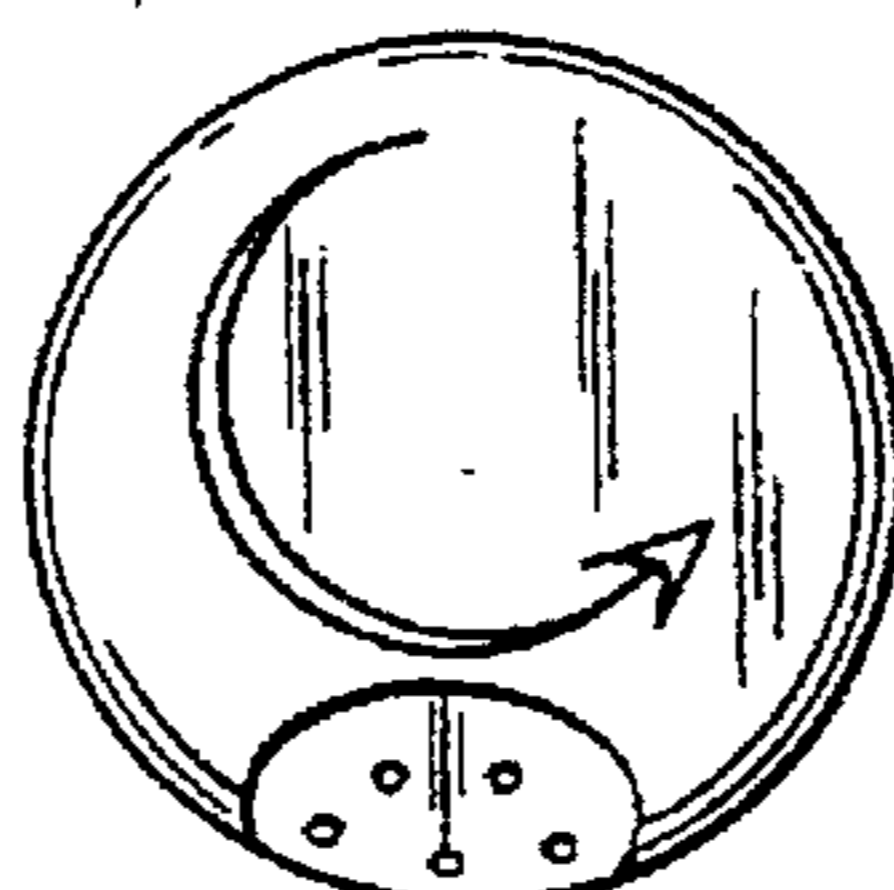



Fig. 1




Fig. 2




Fig. 3

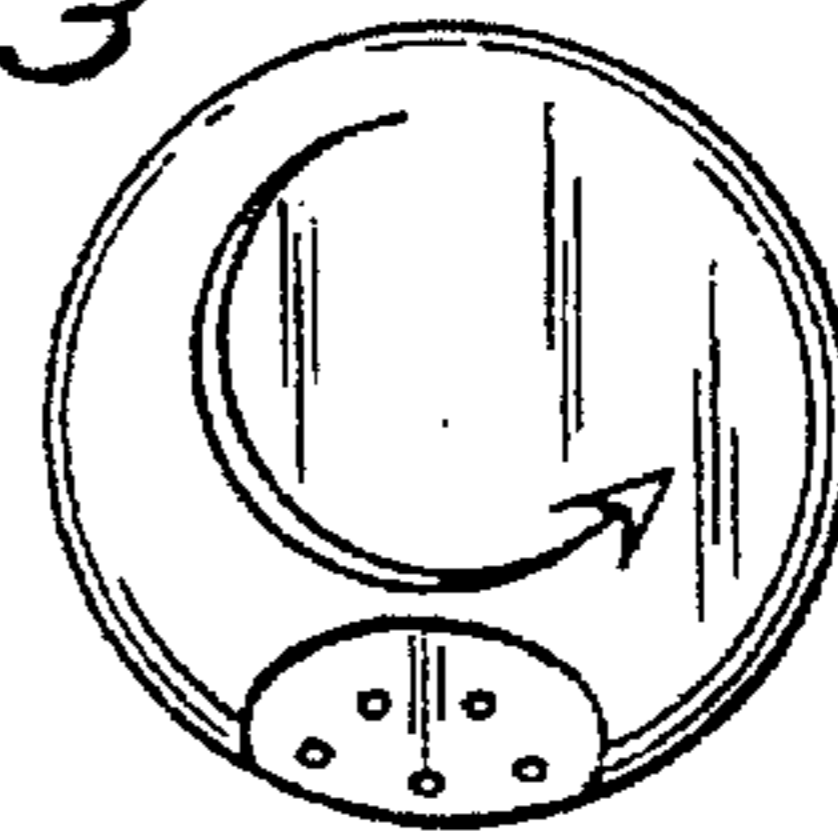


Fig. 4

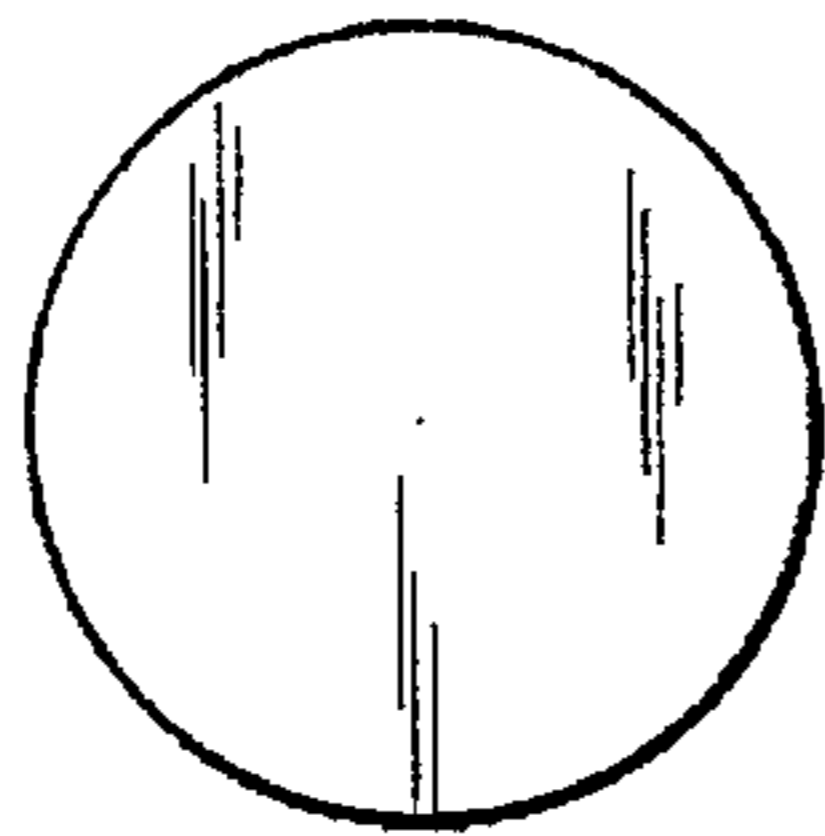


Fig. 7




Fig. 6




Fig. 5

