



US00D382390S

United States Patent [19] Teague

[11] Patent Number: **Des. 382,390**
[45] Date of Patent: ****Aug. 19, 1997**

[54] **SIDE ELEMENT OF SHOE UPPER**
[75] Inventor: **Tracy L. Teague**, Aloha, Oreg.
[73] Assignee: **Nike, Inc.**, Beaverton, Oreg.
[**] Term: **14 Years**
[21] Appl. No.: **55,327**
[22] Filed: **Jun. 5, 1996**
[51] **LOC (6) Cl.** **02-04**
[52] **U.S. Cl.** **D2/972**
[58] **Field of Search** D2/902, 907, 946,
D2/969, 972; 24/713.2, 713.3, 713.4, 713.6,
714.6; 36/45, 48, 56, 50.1, 114, 129

Fall 1995, Nike Footwear Catalog, p. 23, Published Nov. 1994.
Late Spring 1995, Nike Footwear Catalog, p. 9, Published Sep. 1994.
Fall 1994, Nike Footwear Catalog, pp. 26, 32, Published Nov. 1993.
Spring 1994, Nike Footwear Catalog, p. 112, Published Jun. 1993.
Fall 1992, Nike Footwear Catalog, p. 22, Published Dec. 1991.
Spring 1991, Nike Footwear Catalog, p. 96, Published Jun. 1990.
Spring 1989, Nike Footwear Catalog, p. 94, Published Jun. 1988.
Fall 1987, Nike Footwear Catalog, pp. 24, 46, 118, Published Jan. 1987.

[56] **References Cited**

U.S. PATENT DOCUMENTS

D. 307,210	4/1990	Hatfield .	
D. 307,508	5/1990	Miller et al. .	
D. 346,899	5/1994	Hatfield et al. .	
D. 348,561	7/1994	Lozano .	
D. 348,767	7/1994	Hatfield et al. .	
D. 351,275	10/1994	Hatfield et al. .	
D. 356,209	3/1995	Avar .	
D. 356,439	3/1995	Teague .	
D. 364,729	12/1995	Teague .	
D. 365,199	12/1995	Avar	D2/969
D. 370,118	5/1996	Avar .	
D. 375,617	11/1996	Oryeck	D2/969
D. 377,261	1/1997	Avar	D2/972
472,711	4/1892	Miles	24/714.6 X

OTHER PUBLICATIONS

Fall 1996, Nike Footwear Catalog, pp. 24, 34, 51, 171, Published Dec. 1995.
Spring 1996, Nike Footwear Catalog, p. 8, Published Jun. 1995.

Primary Examiner—Dominic Simone
Attorney, Agent, or Firm—Banner & Witcoff, Ltd.

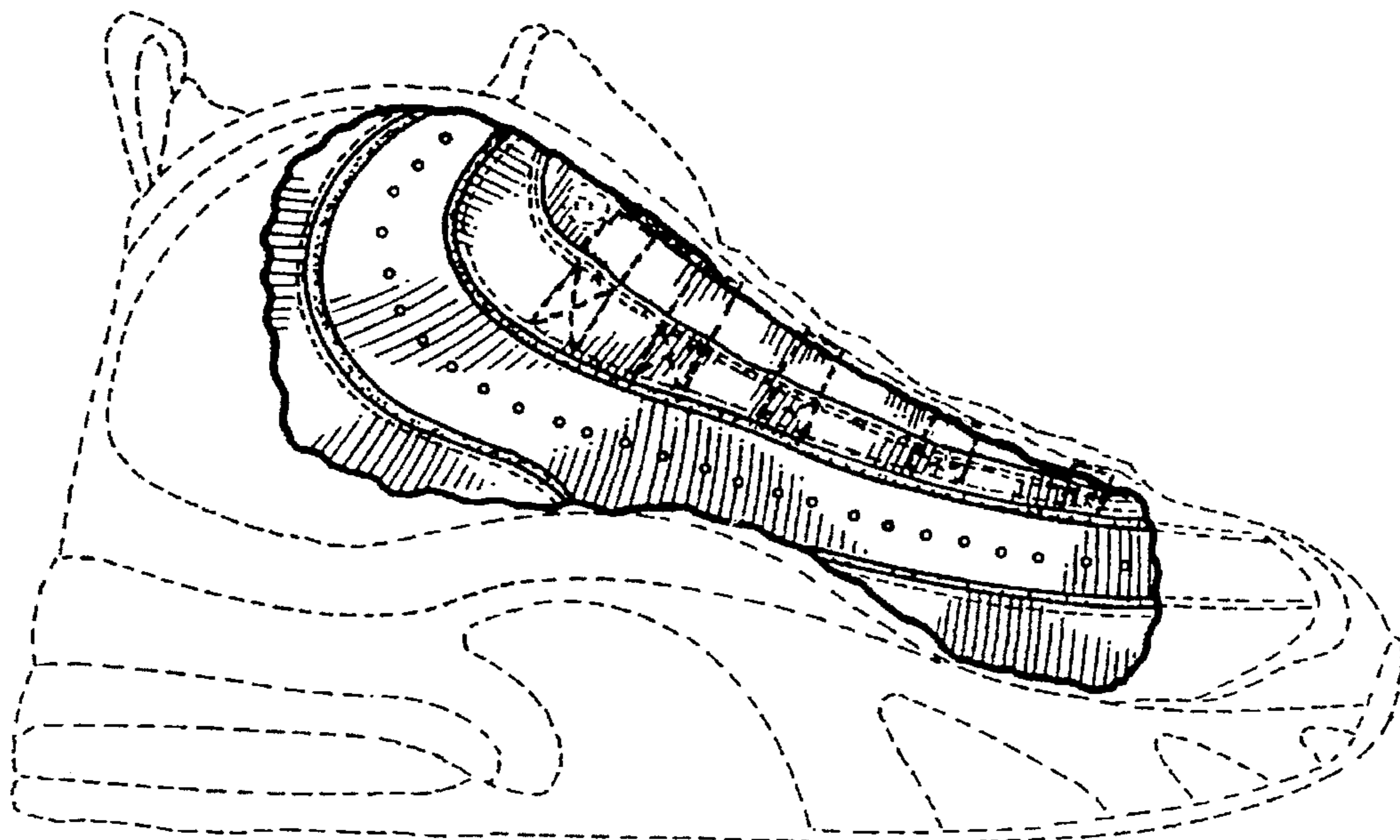
[57] **CLAIM**

The ornamental design for a side element of shoe upper, as shown and described.

DESCRIPTION

FIG. 1 is a side elevational view of an element of a shoe upper showing my new design;
FIG. 2 is a top plan view thereof;
FIG. 3 is a front elevational view thereof; and,
FIG. 4 is a rear elevational view thereof.
The broken line showing of the remainder of the shoe, the remainder of the upper, the stitching and the lacing elements, is for illustrative purposes and forms no part of the claimed design.

1 Claim, 2 Drawing Sheets



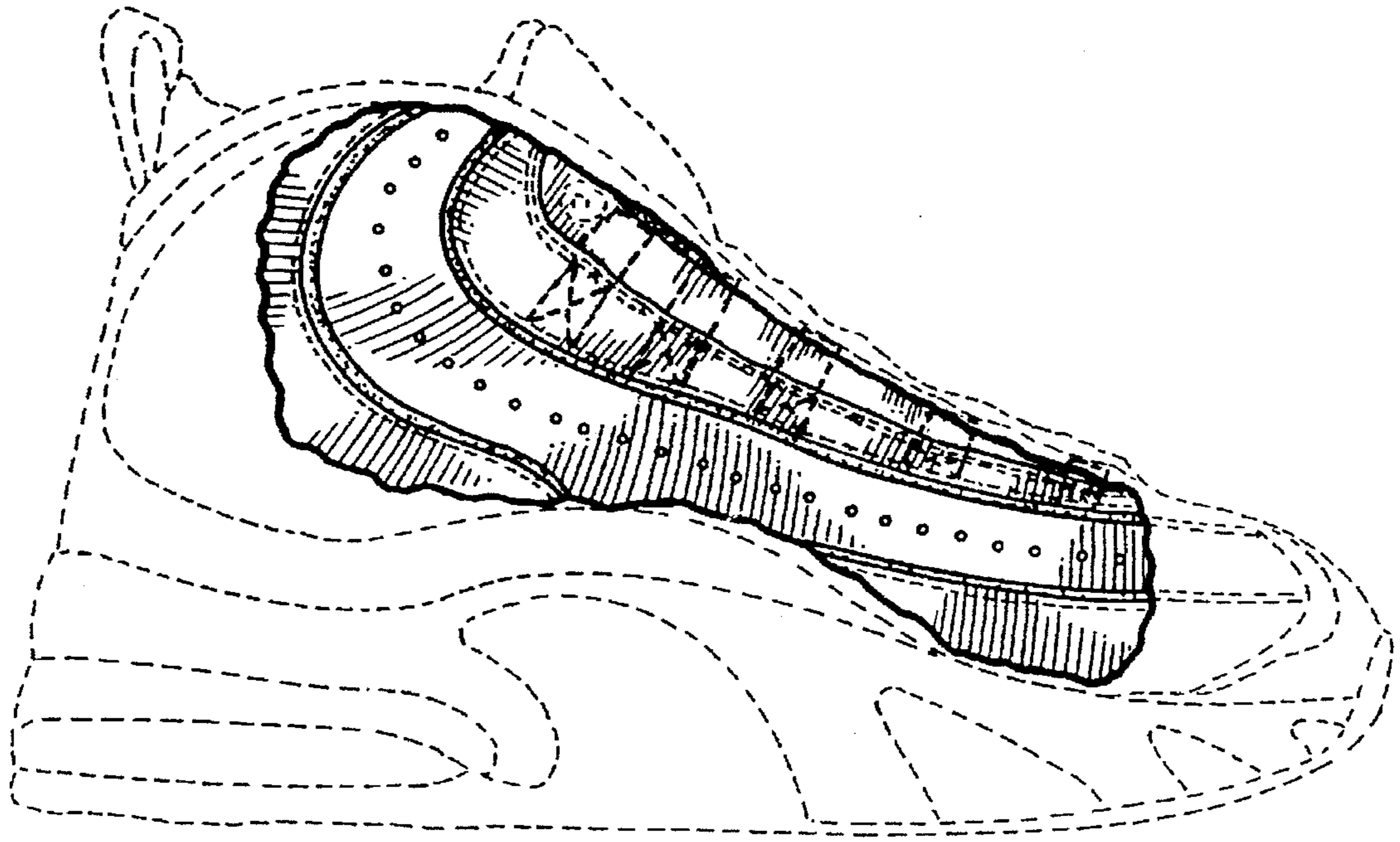


FIG. 1

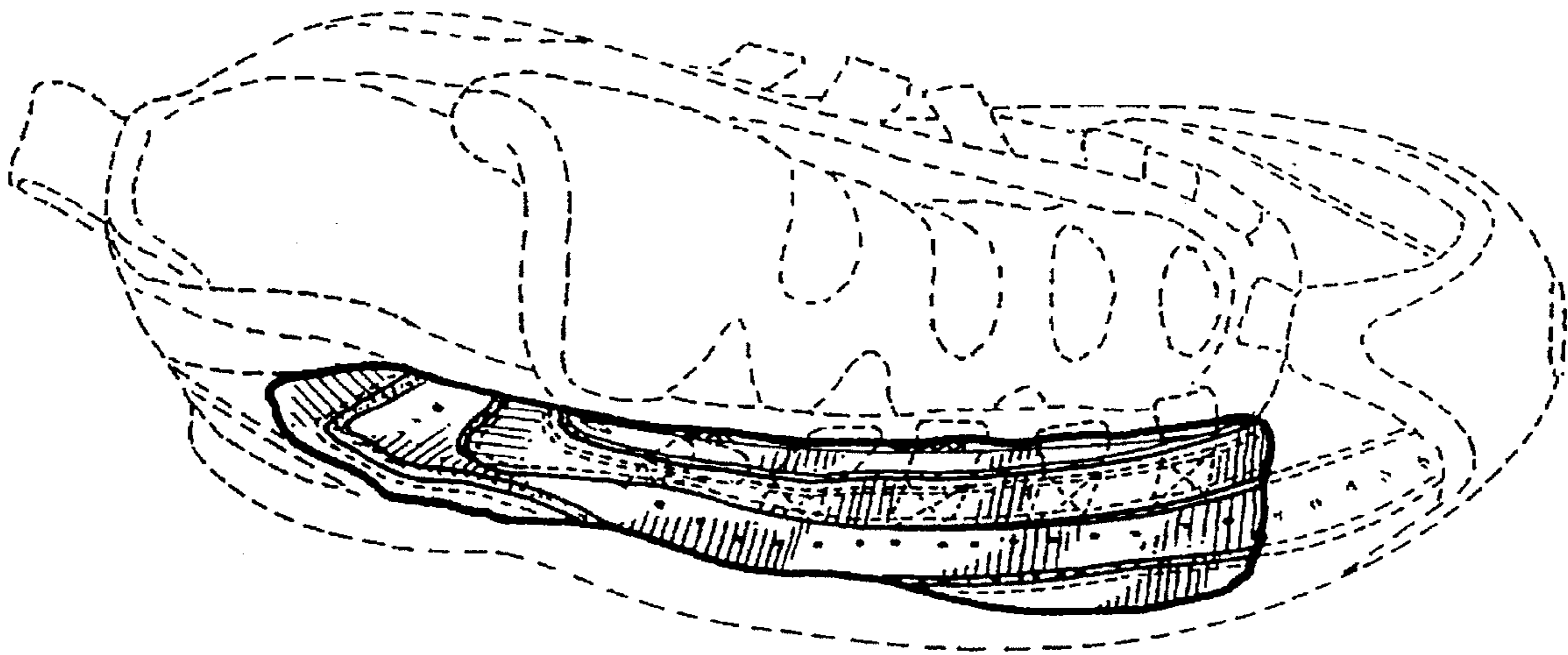


FIG. 2

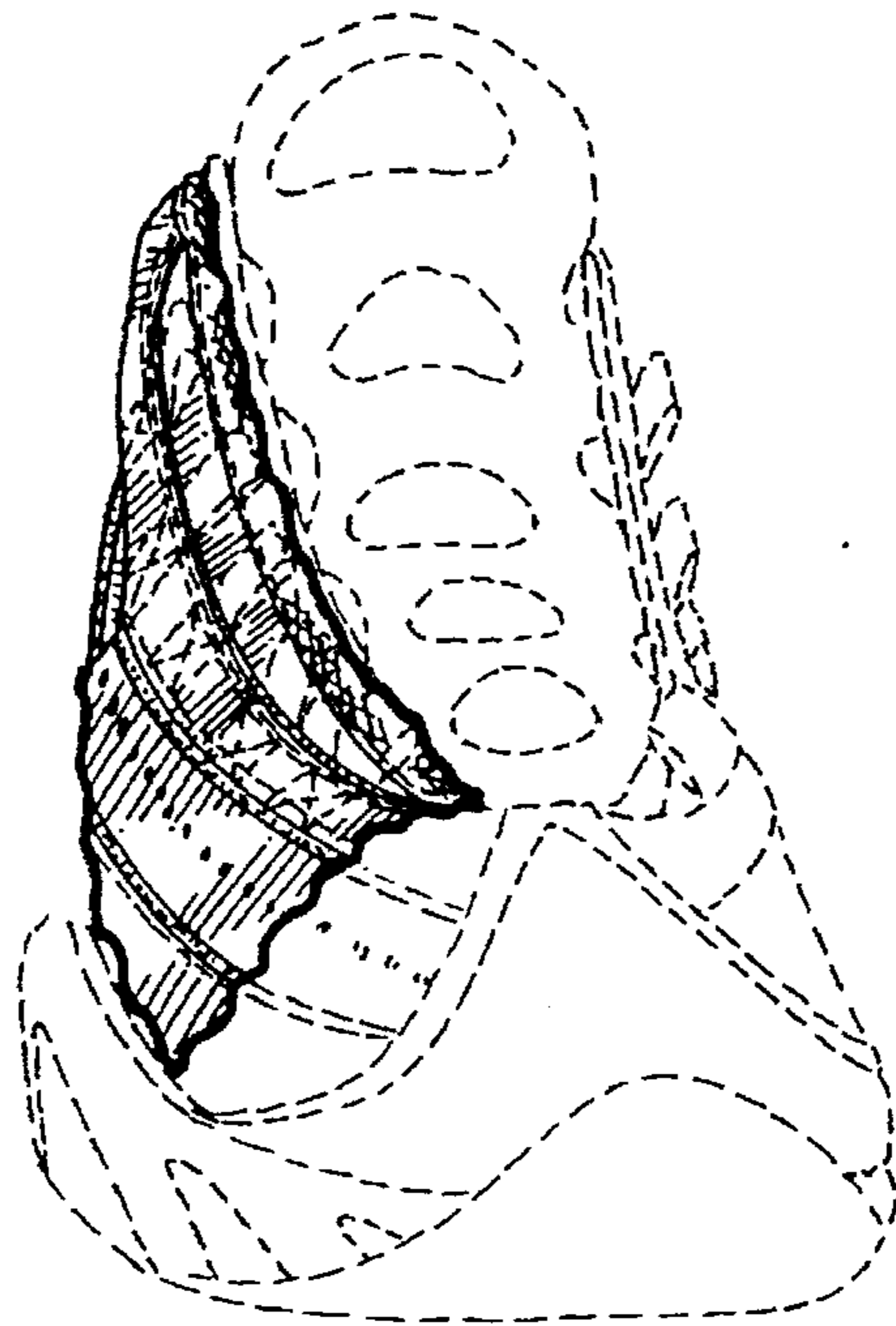


FIG. 3

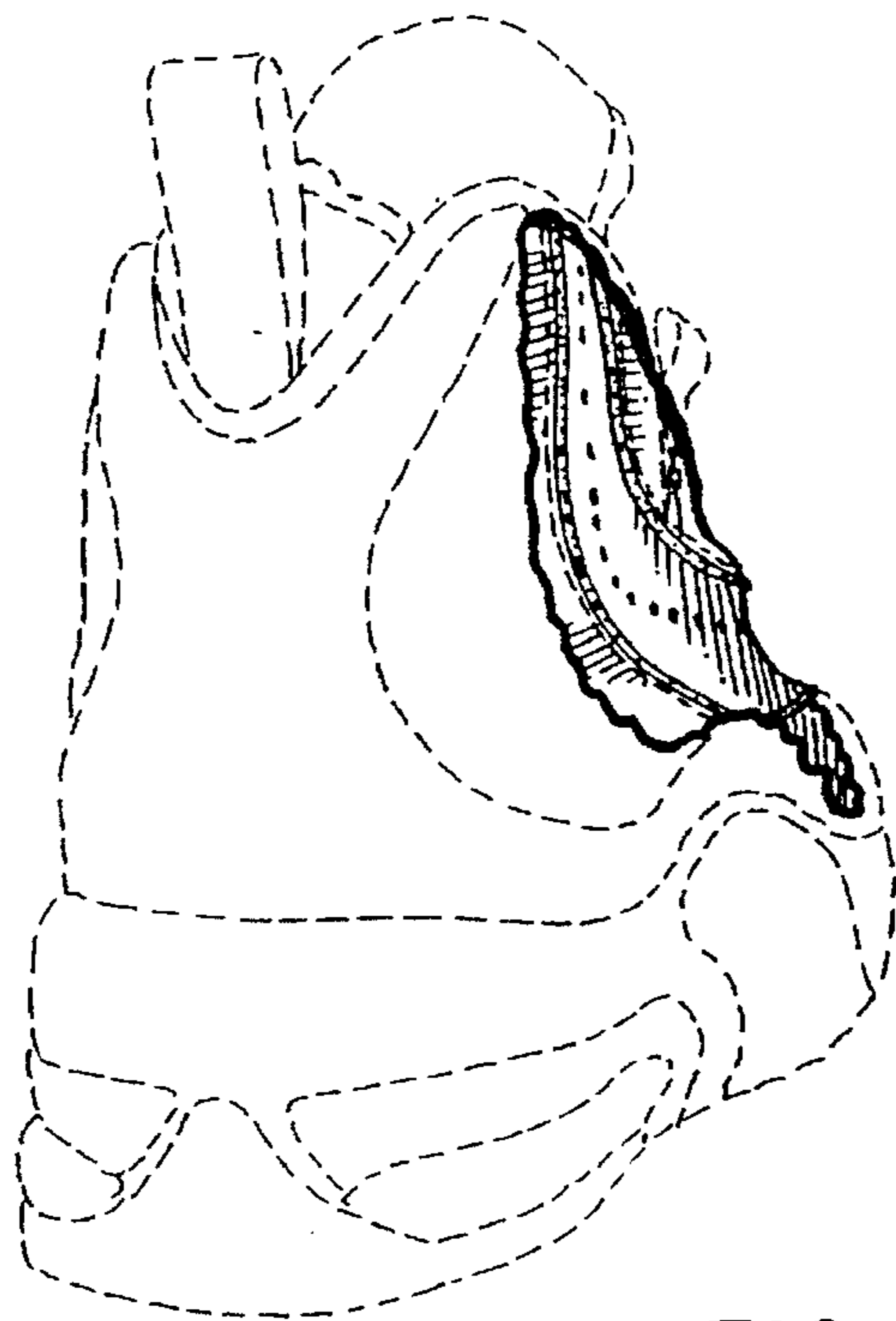


FIG. 4