



US00D382388S

**United States Patent** [19]  
**Genuin**

[11] **Patent Number: Des. 382,388**

[45] **Date of Patent: \*\*Aug. 19, 1997**

[54] **GOLF SHOE**

*Attorney, Agent, or Firm—Shlesinger Arkwright & Garvey*

[76] **Inventor: Alessandro Genuin, Hans Sachs**  
Strasse 22, 80469 Munich, Germany

[57] **CLAIM**

[\*\*] **Term: 14 Years**

The ornamental design for a golf shoe, as shown and described.

[21] **Appl. No.: 50,568**

**DESCRIPTION**

[22] **Filed: Jan. 25, 1996**

FIG. 1 is a top front perspective view of a golf shoe, showing my new design;

[51] **LOC (6) Cl. .... 02-04**

[52] **U.S. Cl. .... D2/906**

FIG. 2 is a top plan view of FIG. 1;

[58] **Field of Search** ..... D2/906, 907, 908,  
D2/909, 912, 896, 935, 946, 962; 36/114,  
115, 116, 127, 3 R, 4, 83, 124, 67 A

FIG. 3 is a bottom view of FIG. 2;

FIG. 4 is a left side elevational view of FIG. 1;

[56] **References Cited**

FIG. 5 is a right side elevational view of FIG. 1;

FIG. 6 is a front elevational view of FIG. 1;

**U.S. PATENT DOCUMENTS**

FIG. 7 is a rear elevational view of FIG. 1.

D. 250,857	1/1979	Procter et al. ....	D2/906
D. 265,436	7/1982	Vernonet .....	D2/908
D. 335,385	5/1993	Kawabata .....	D2/908
3,337,971	8/1967	Rose .....	36/67 A
3,486,249	12/1969	Bernier et al. ....	36/67 A

The shoe lace shown in phantom lines in FIG. 1 is for illustration purposes only and form no part of the claimed design.



**OTHER PUBLICATIONS**

The left hand shoe not shown is a mirror image of the right hand shoe disclosed in the figures.

Boot and Shoe Recorder, Sep. 1965, p. 63.  
Sears Cat 1974, p. 933.

*Primary Examiner—Prabhakar G. Deshmukh*

**1 Claim, 3 Drawing Sheets**




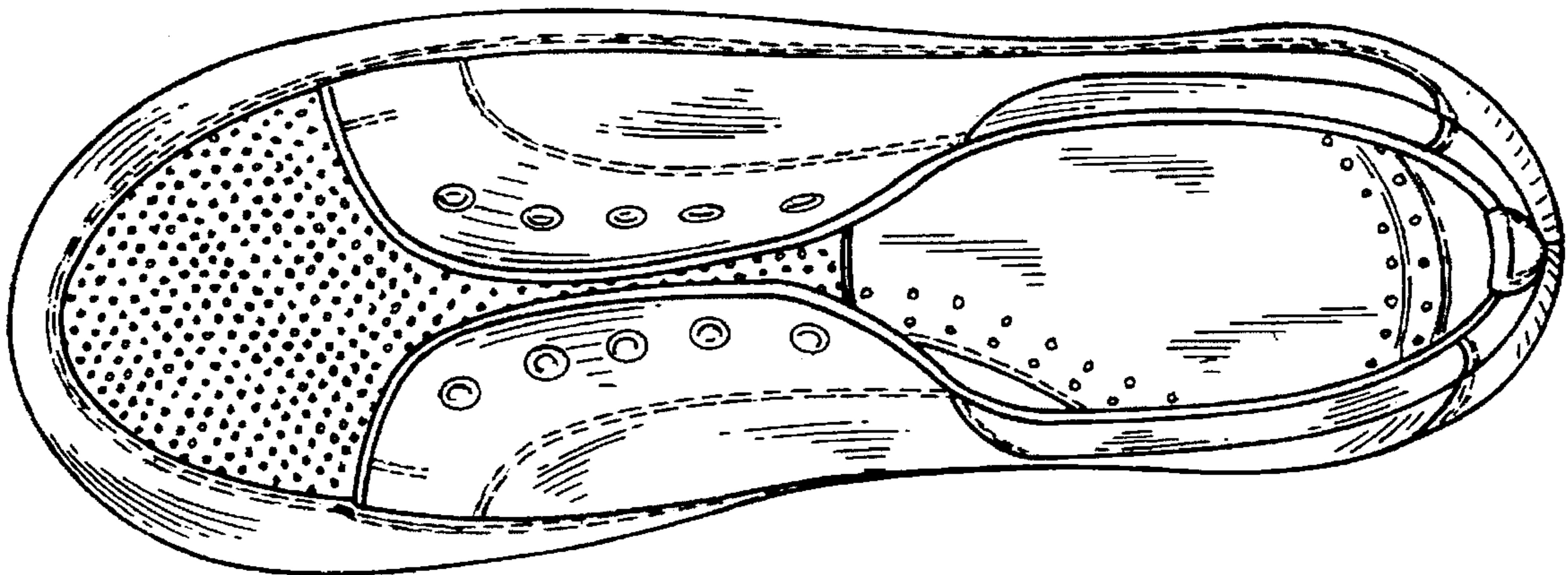


FIG. 1

FIG. 2



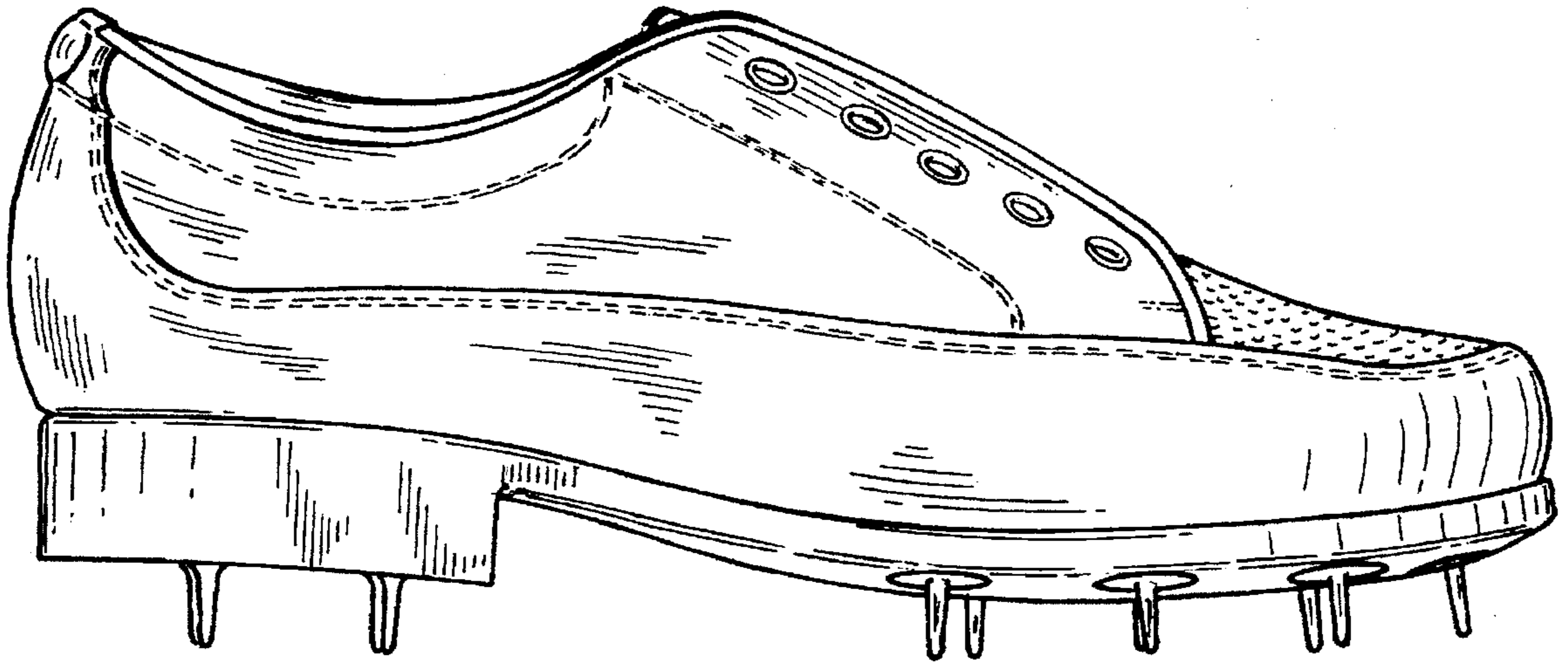


FIG. 3

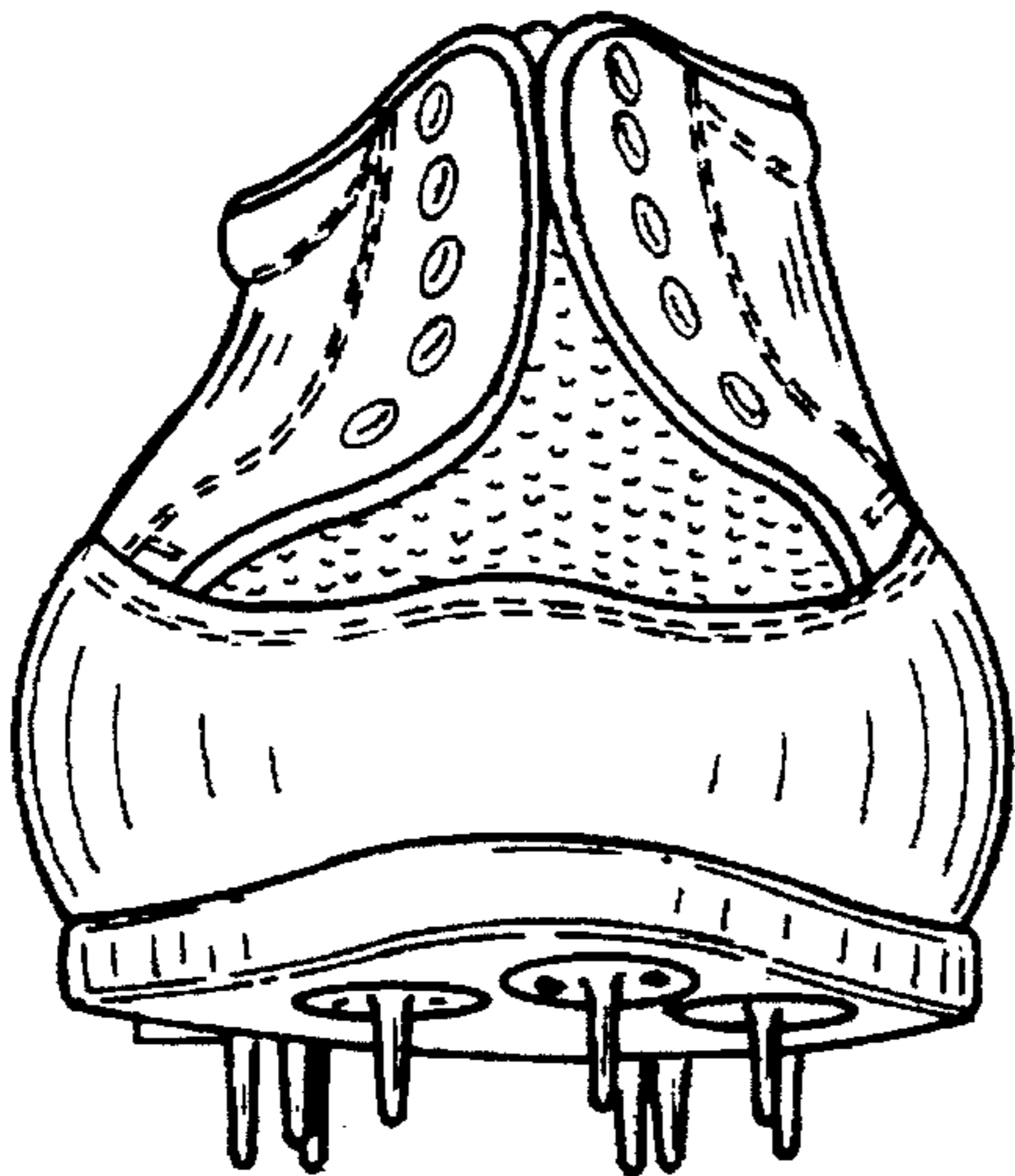


FIG. 4




FIG. 5

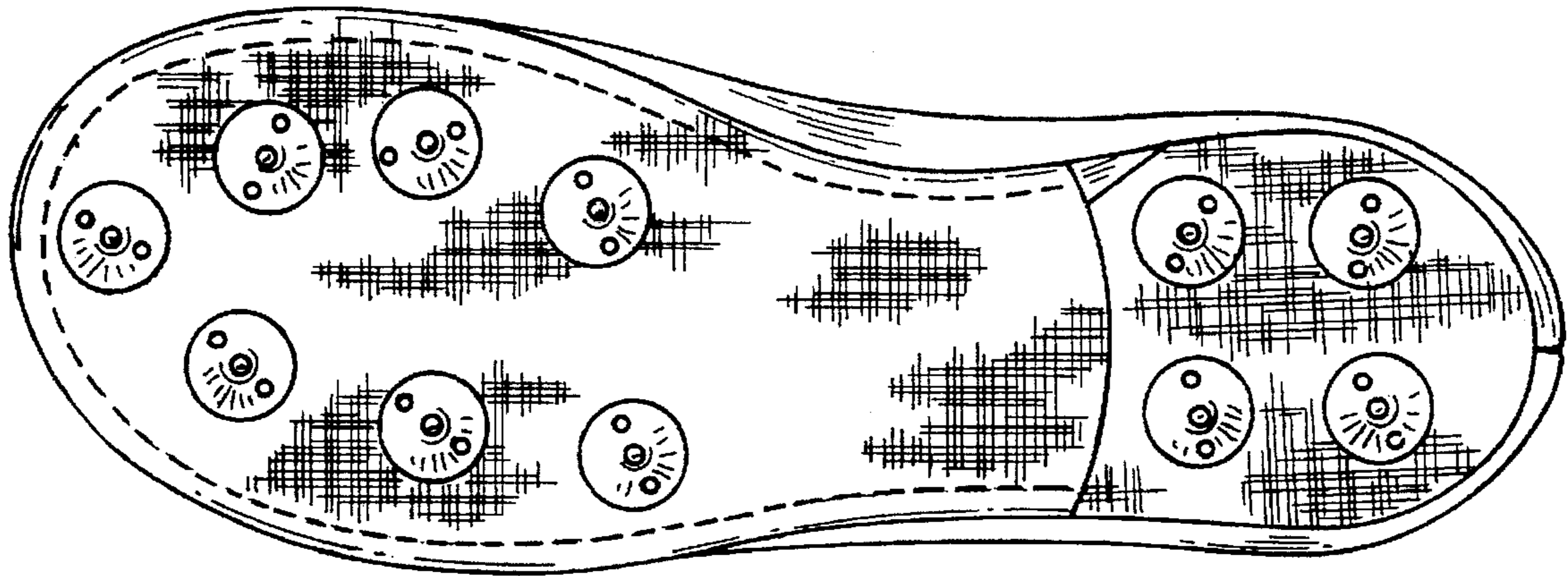


FIG. 6

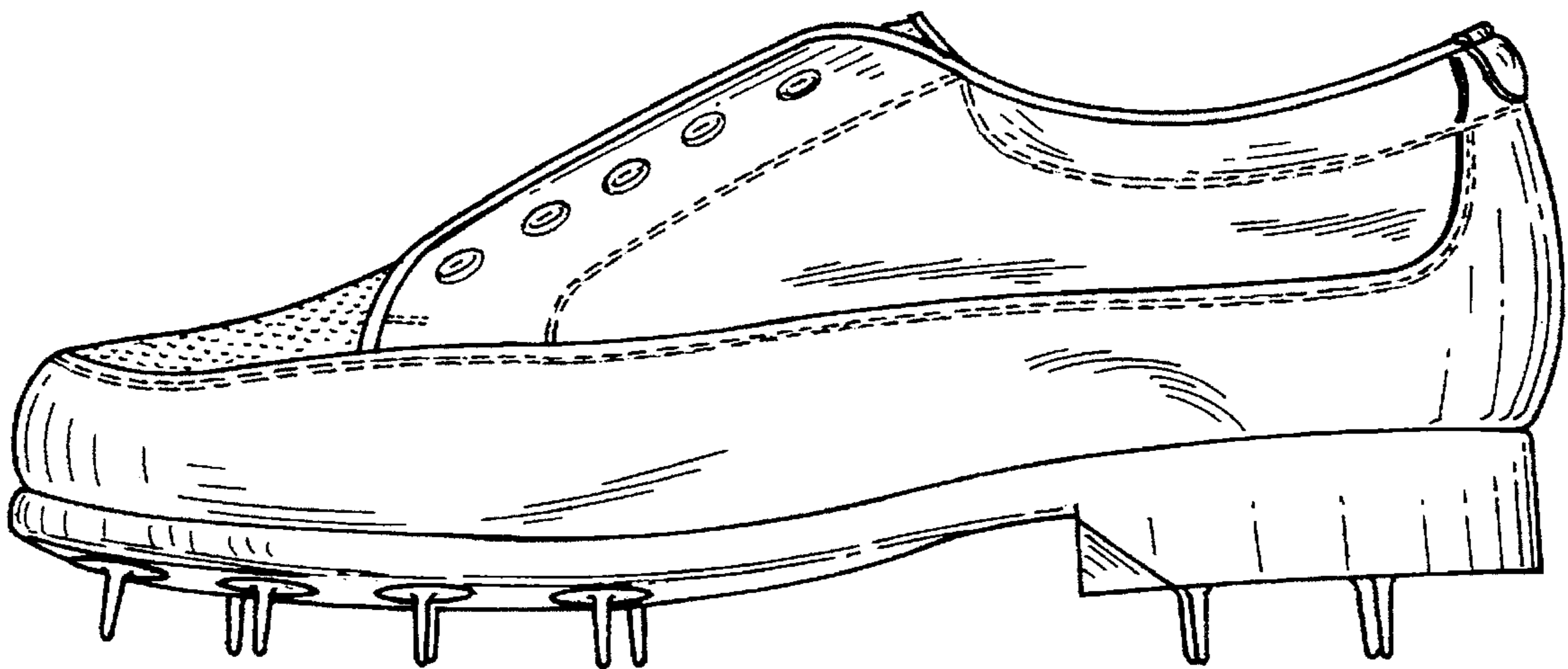


FIG. 7