



US00D382355S

United States Patent [19]

[11] Patent Number: **Des. 382,355**

Oetken et al.

[45] Date of Patent: ****Aug. 12, 1997**

[54] **ELECTRIC LAMP**

D. 216,315	12/1969	Wirkkala	D26/2
D. 245,110	7/1977	Moriyama	D26/2
D. 262,828	1/1982	Baird	D26/2

[75] Inventors: **James E. Oetken**, St. Marys, Pa.;
Steven R. McClenaghan, Ipswich, Mass.

Primary Examiner—Marcus A. Jackson
Attorney, Agent, or Firm—William H. McNeill

[73] Assignee: **Osram Sylvania Inc.**, Danvers, Mass.

[57] **CLAIM**

[**] Term: **14 Years**

The ornamental design for an electric lamp, as shown and described.

[21] Appl. No.: **59,696**

DESCRIPTION

[22] Filed: **Aug. 16, 1996**

[51] **LOC (6) Cl.** **26-04**

FIG. 1 is an elevational view of an electric lamp illustrating our invention;

[52] **U.S. Cl.** **D26/2**

FIG. 2 is a bottom view; and,

[58] **Field of Search** D26/1, 2, 3, 4,
D26/5; 362/297, 310, 311, 363, 806; 313/315,
318, 110, 112, 113, 116

FIG. 3 is a top view.

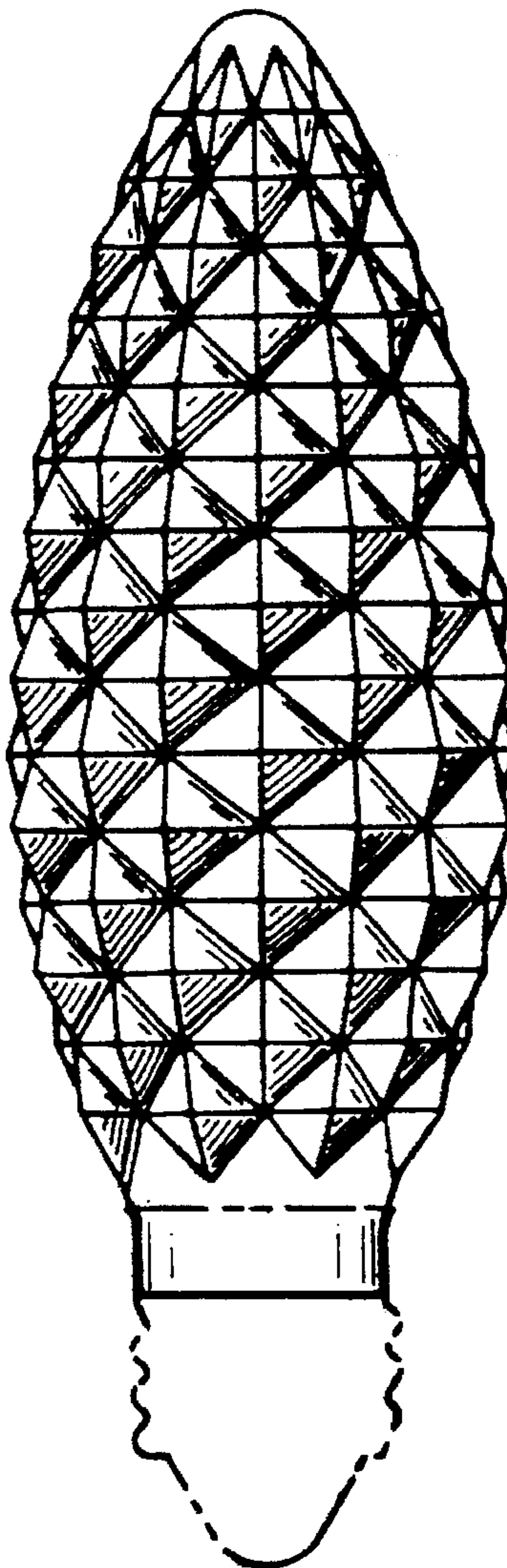
The base of the electric lamp, shown in phantom lines in FIGS. 1 and 2, is for the purpose of showing the environment of the lamp and forms no part of the design.

[56] **References Cited**

U.S. PATENT DOCUMENTS

D. 215,939 11/1969 Vetere D26/2

1 Claim, 2 Drawing Sheets



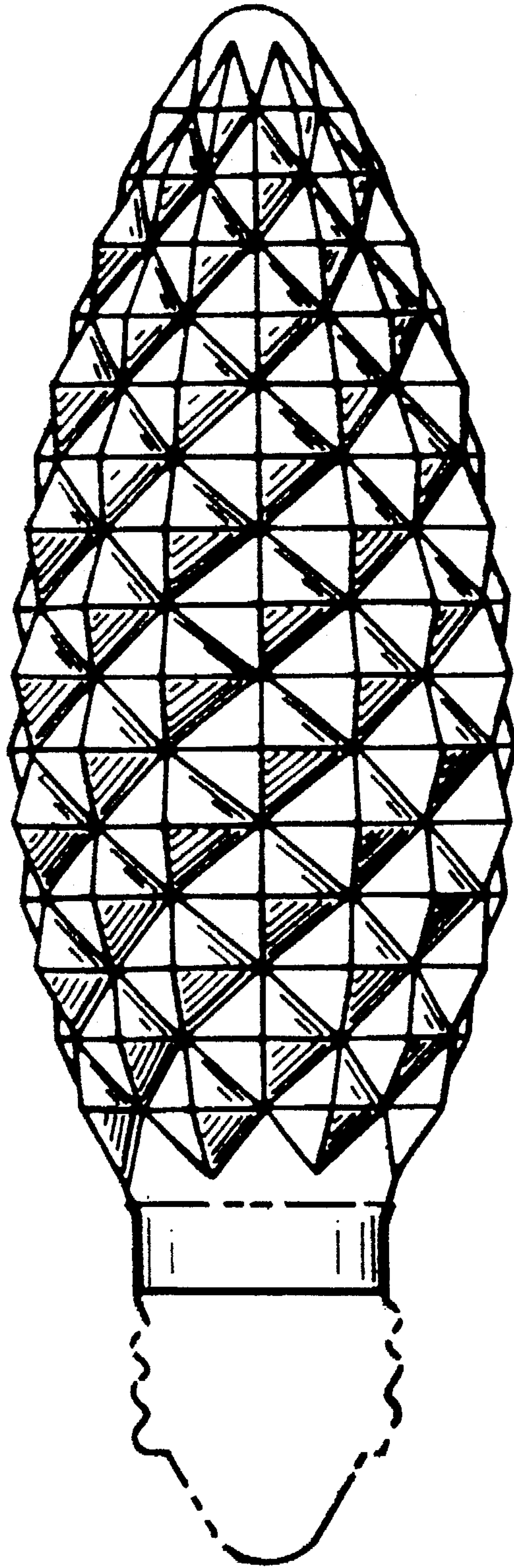


FIG. 1

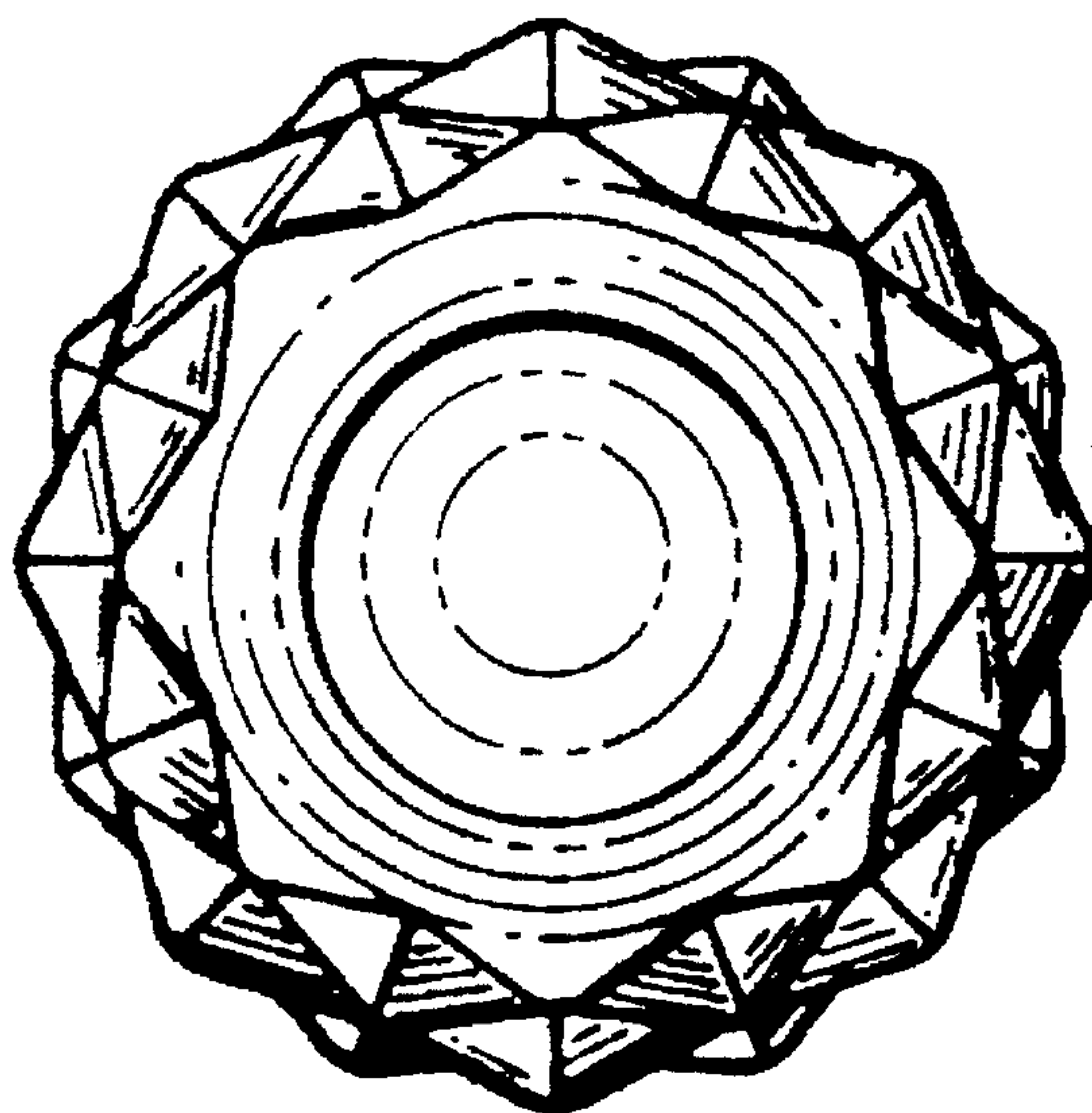


FIG. 2




FIG. 3