



US00D382352S

United States Patent [19]

[11] Patent Number: Des. 382,352

Berger

[45] Date of Patent: **Aug. 12, 1997

[54] SHEET MEMBER WITH A PLURALITY OF PROTECTIVE BUMPERS

[75] Inventor: Michael S. Berger, White Bear Lake, Minn.

[73] Assignee: Minnesota Mining and Manufacturing Company, St. Paul, Minn.

[**] Term: 14 Years

[21] Appl. No.: 47,765

[22] Filed: Dec. 12, 1995

[51] LOC (6) Cl. 25-01

[52] U.S. Cl. D25/157

[58] Field of Search D25/138, 69, 143, D25/157 H, 157 N, 162; 52/188; 404/19, 20, 32, 42; 428/195; D6/583; D8/402; D5/4, 61, 62

[56] References Cited

U.S. PATENT DOCUMENTS

D. 192,796	5/1962	Terwillger	D14/6
D. 198,253	5/1964	Roth	D92/4
D. 203,224	12/1965	Harty, Jr.	D25/155
D. 281,462	11/1985	Pope	D2/320
D. 288,290	2/1987	Angle	D8/400
D. 288,291	2/1987	Angle	D8/400
D. 313,319	1/1991	Legare	D5/53
605,732	6/1898	Locke	52/181
2,280,631	4/1942	Coffey	72/18
3,142,599	7/1964	Chavannes	156/210
3,575,764	4/1971	McFarren	428/195
3,575,781	4/1971	Pezely	428/174 X
4,111,585	9/1978	Mascaro	404/70
4,715,743	12/1987	Schmanski	D25/157
5,173,351	12/1992	Ruppel et al.	428/1.74

FOREIGN PATENT DOCUMENTS

77430	10/1894	Germany	428/179
539745	8/1954	Italy	428/178
270271	11/1950	Switzerland	428/179
1169100	10/1969	United Kingdom	16/86 A

OTHER PUBLICATIONS

ITW Fastex Product Brochure, "Self Adhesive Bumpers" (Apr. 1989).

ITW Fastex Product Brochure, "Urethane Self-Adhesive Bumpers" (May, 1992).

ITW Fastex Product Brochure, "Where the World is Turning for Fastening Solutions," p. 15 (Date Unknown).

Bumper Specialties Product Brochure "Self Adhesive Polyurethane Molded Bumpers -Dense Rolls," pp. 1-6 (Date Unknown).

3M Product Brochure, "Now You Can Design Your Own Feet Stops, Spacers and Other Molded Parts" (1992).

3M Technical Bulletin -3M Industrial Tape and Specialties Division (1994).

3M Product Brochure "Bumpon™ Protective Products" (Jan. 1995).

Photographs A-C.

Sample Board of 3M Bumpon™ Protective Products.

Primary Examiner—Doris Clark

Attorney, Agent, or Firm—Gary L. Griswold; Walter N. Kirn; Leland D. Schultz

[57] CLAIM

The ornamental design for a sheet member with a plurality of protective bumpers, as shown and described.

DESCRIPTION

FIG. 1 is a partial isometric view of a sheet member with a plurality of protective bumpers of the present invention;

FIG. 2 is a top view of the sheet member with a plurality of protective bumpers of FIG. 1;

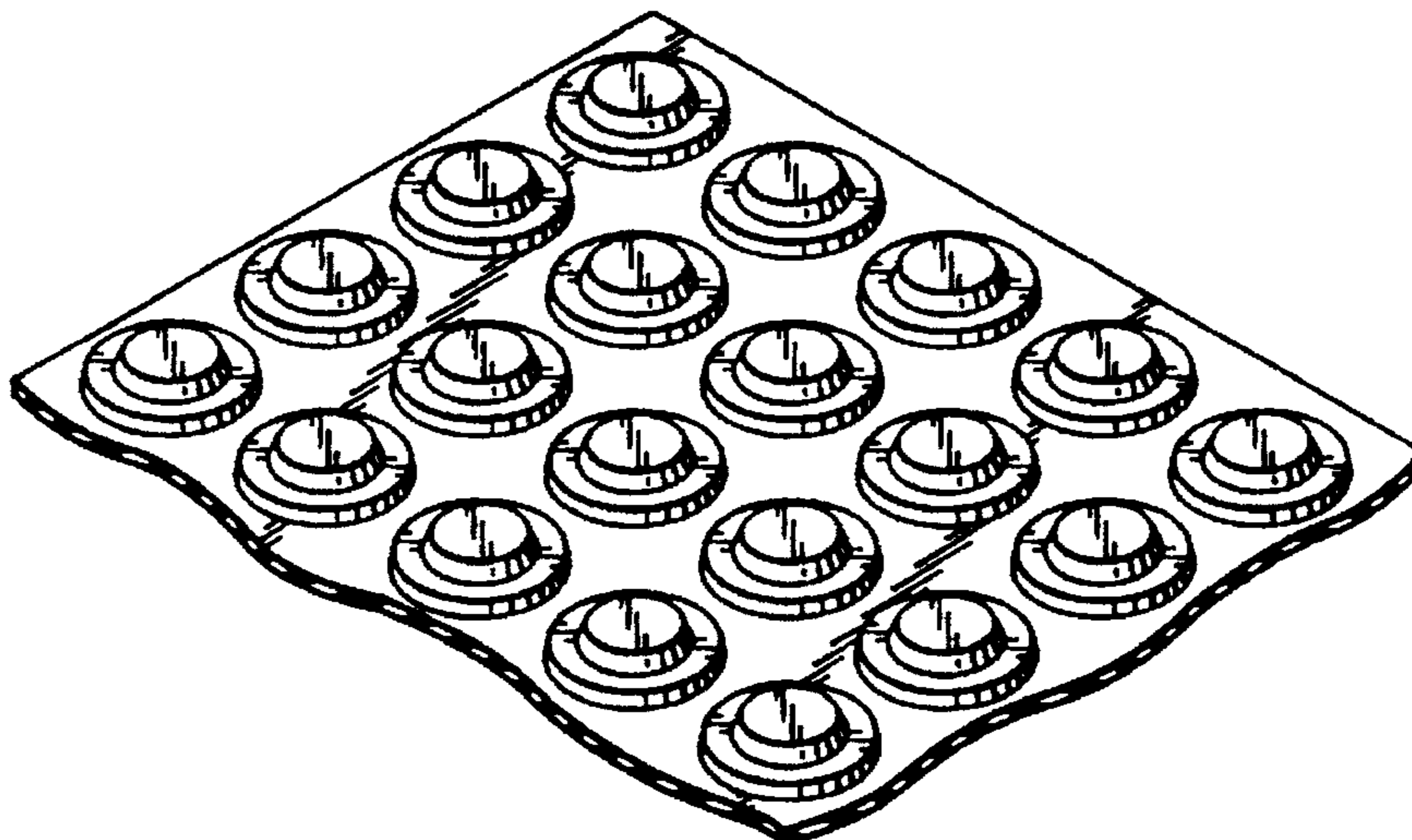
FIG. 3 is a first side view of the sheet member with a plurality of protective bumpers of FIG. 1;

FIG. 4 is a second side view of the sheet member with a plurality of protective bumpers of FIG. 1; and,

FIG. 5 is a bottom view of the sheet member with a plurality of protective bumpers of FIG. 1.

The lower and right edges of the sheet member with a plurality of protective bumpers have been broken away to indicate indefinite length, and the bumper pattern is repetitive throughout the length of the article.

1 Claim, 2 Drawing Sheets



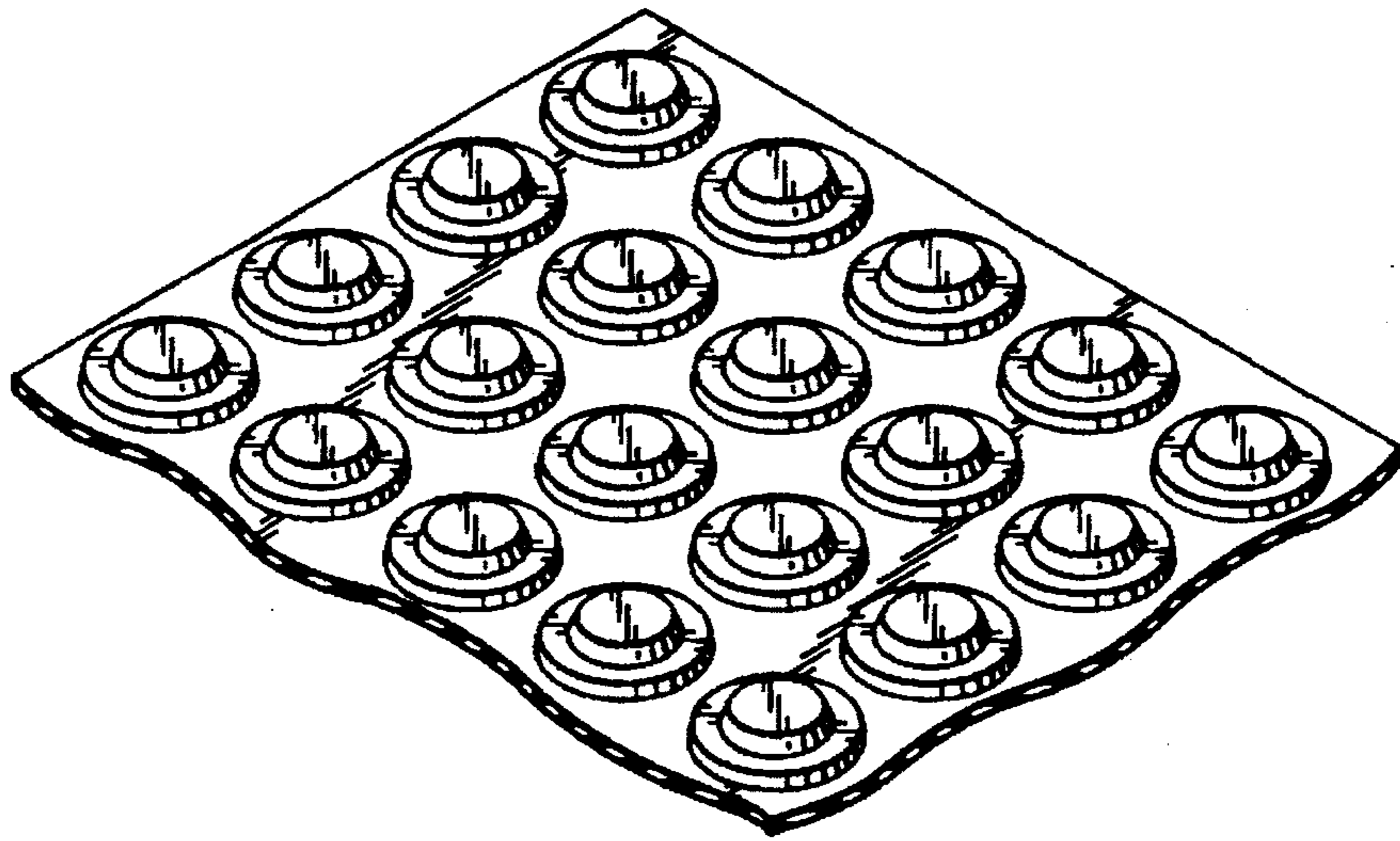


Fig. 1

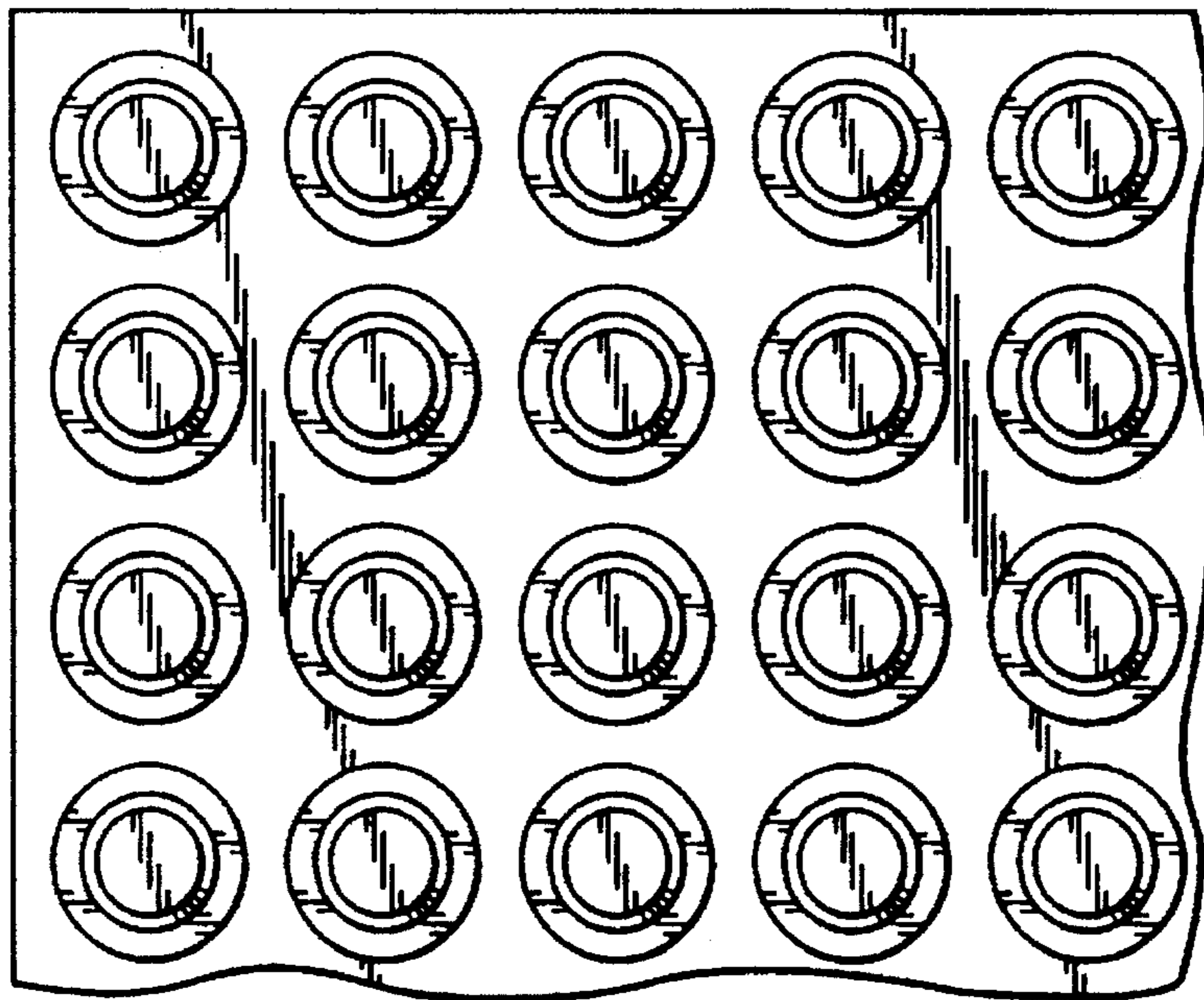


Fig. 2



Fig. 3



Fig. 4

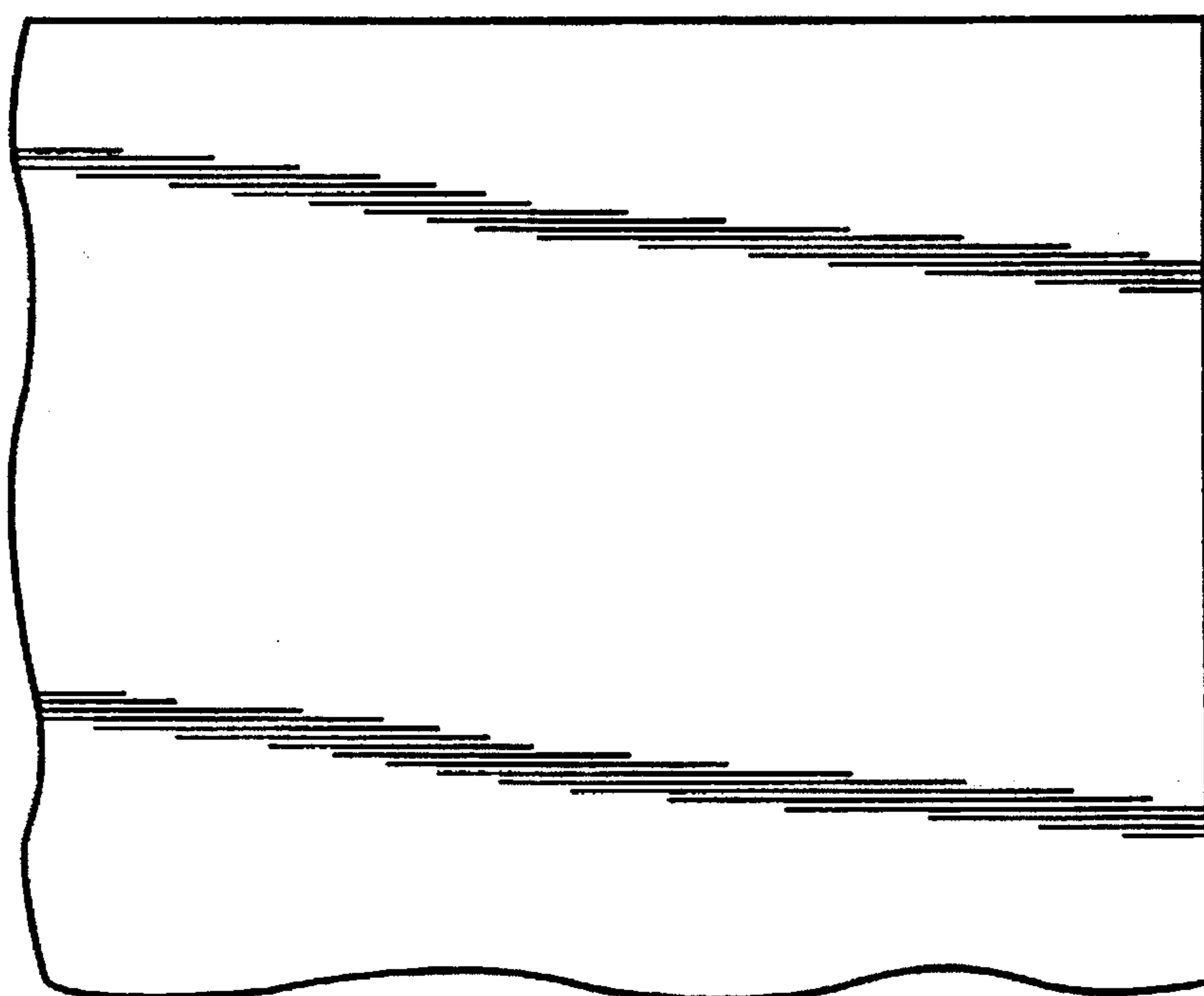


Fig. 5