



US00D382350S

United States Patent [19] Lynch

[11] Patent Number: Des. 382,350
[45] Date of Patent: **Aug. 12, 1997

[54] CONTOURED DOOR PANEL

- [75] Inventor: Steven K. Lynch, St. Charles, Ill.
- [73] Assignee: Masonite Corporation, Chicago, Ill.
- [**] Term: 14 Years
- [21] Appl. No.: 27,198
- [22] Filed: Aug. 16, 1994
- [51] LOC (6) Cl. 25-01
- [52] U.S. Cl. D25/138
- [58] Field of Search D25/48, 138; 52/455,
52/457, 313, 316, 458, 309.7, 309.11, 309.9,
311, 656.4; 49/168, 169, 501

[56] References Cited

U.S. PATENT DOCUMENTS

D. 222,775	12/1971	Satori et al.	D33/1
D. 245,824	9/1977	Palka	D6/193
D. 266,720	11/1982	Moore et al.	D6/192
D. 304,983	12/1989	Palka	D6/492
619,676	2/1899	Cronin	52/656.4
3,512,304	5/1970	Meuret	49/501
3,533,190	10/1970	Hilfinger et al.	49/501
3,546,841	12/1970	Smith et al.	52/309
4,441,296	4/1984	Grabendike et al.	52/456
4,579,613	4/1986	Belanger	156/78
4,811,538	3/1989	Lehnert et al.	52/455
4,853,062	8/1989	Gartland	156/219
4,876,838	10/1989	Hagemeyer	52/455
4,908,990	3/1990	Yoon et al.	49/501
5,016,414	5/1991	Wang	42/456
5,074,087	12/1991	Green	52/309.9
5,074,092	12/1991	Norfander	52/455
5,293,726	3/1994	Schick	52/455

OTHER PUBLICATIONS

Hechinger Catalog, dated Mar. 16, 1986, p. 10, bottom right of page, Elite six panel door illustration.
 "Masonite® Brand Door Facings" brochure, published in 1987.
 "Elite Doors" brochure, apparently published in Oct. 1987.
 1981 Sweet's Catalogue, Section 8.31/MO, p. 3, door in center of page.

Primary Examiner—Doris Clark
 Attorney, Agent, or Firm—Marshall, O'Toole, Gerstein, Murray & Borun

[57] CLAIM

The ornamental design for the contoured door panel, as shown and described.

DESCRIPTION

FIG. 1 is a front elevational view of a contoured door panel in accordance with the invention, the rear being a mirror image thereof; the broken lines showing a door is for illustrative purposes only and forms no part of the claimed design;

FIG. 2 is an enlarged fragmentary front elevational view thereof;

FIG. 3 is an enlarged fragmentary cross-sectional view taken along line 3—3 of FIG. 1; and,

FIG. 4, is an enlarged fragmentary perspective view of the upper right corner of the contoured door panel shown in FIG. 1.

The characteristic feature of the design resides in the profile of the concave and convex curves in the face of the contoured door panel.

1 Claim, 4 Drawing Sheets

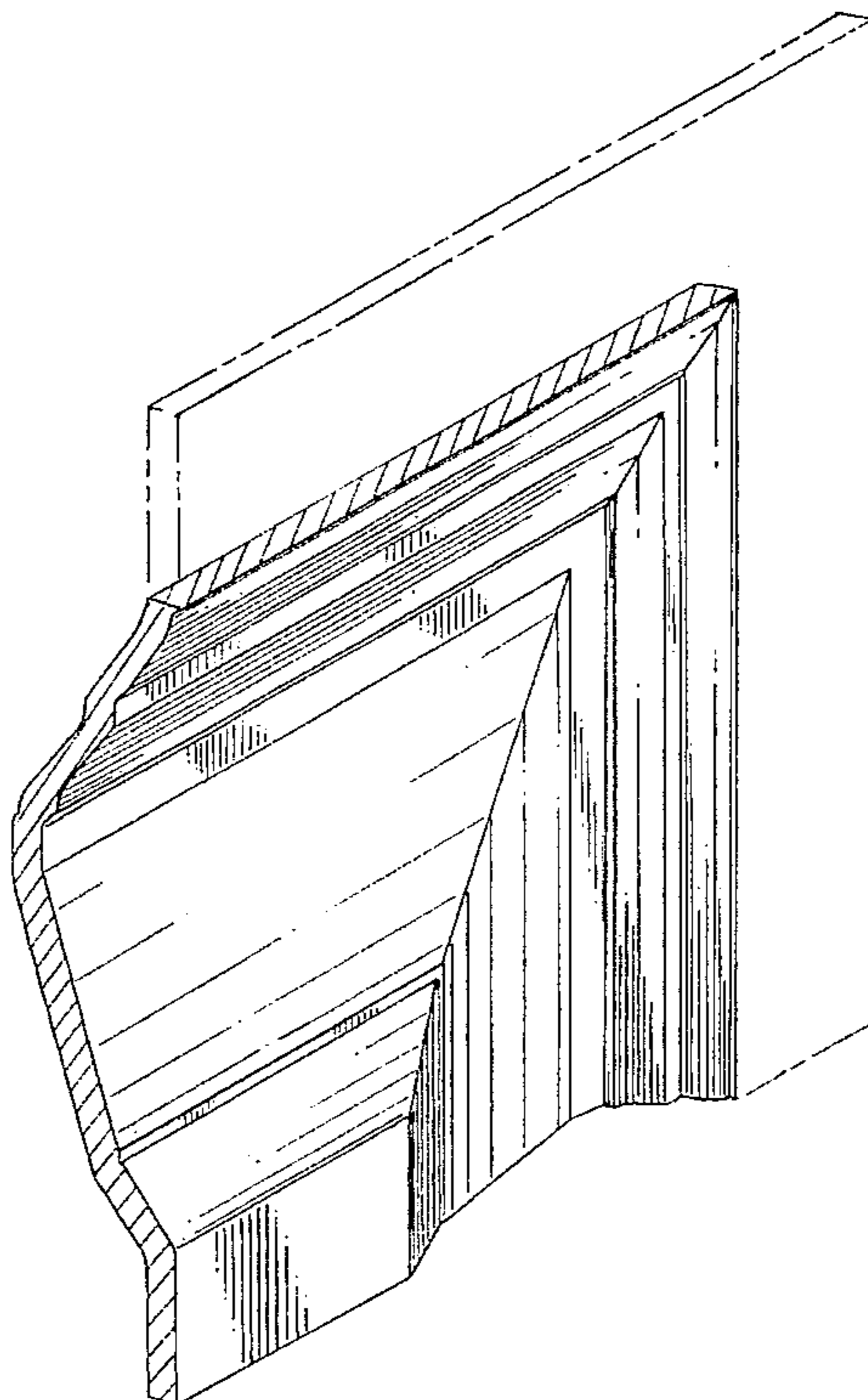


FIG. 1

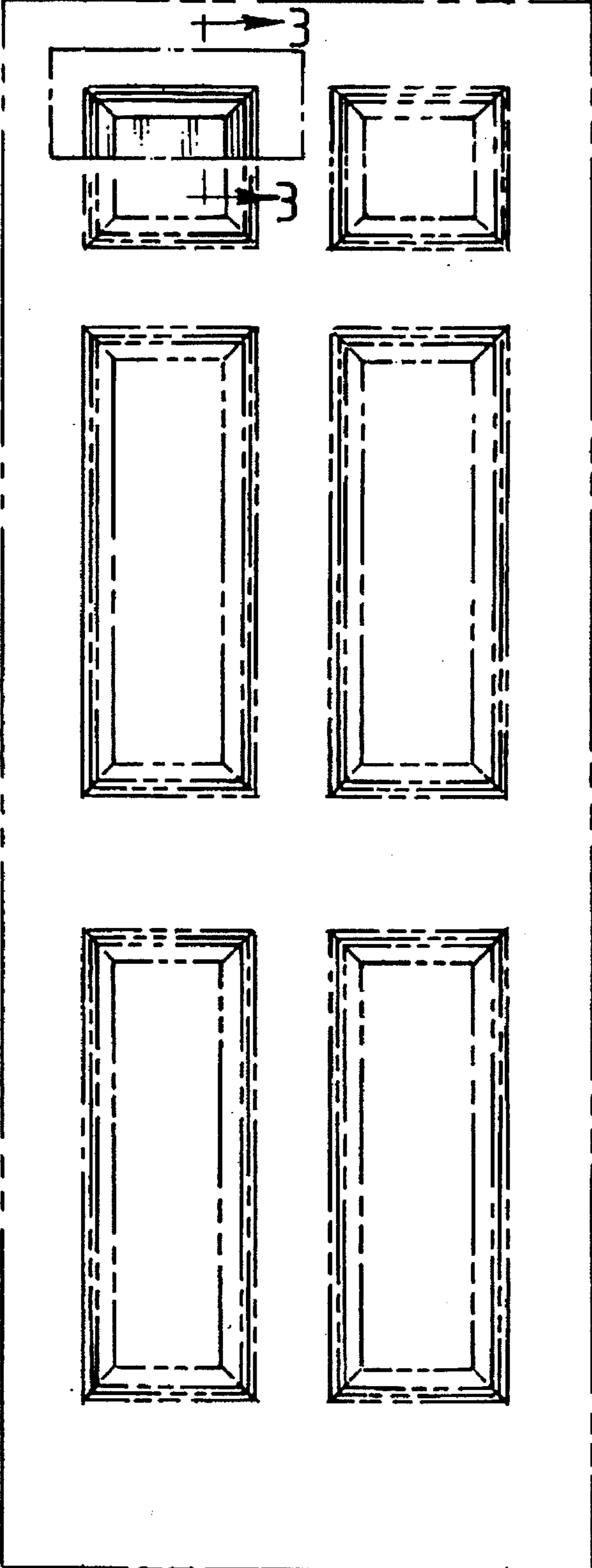


FIG. 2




FIG. 3

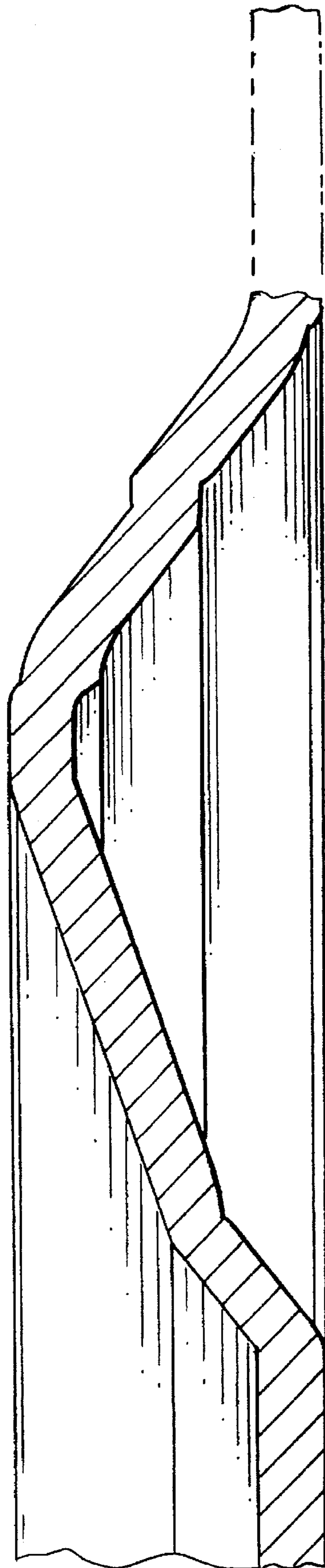


FIG. 4

