



US00D382349S

United States Patent [19]
Hinton

[11] **Patent Number: Des. 382,349**
[45] **Date of Patent: **Aug. 12, 1997**

[54] **EMERGENCY WATER RETAINING WALL SECTION**

5,040,919 8/1991 Hendrix 405/415
5,190,412 3/1993 Salvatore 405/272

[76] Inventor: **Ronald J. Hinton**, 42036 47th St. W.,
Quartz Hill, Calif. 93536

Primary Examiner—Doris Clark
Attorney, Agent, or Firm—James A. Hudak

[**] Term: **14 Years**

[57] **CLAIM**

[21] Appl. No.: **47,137**

The ornamental design for an emergency water retaining wall section, as shown and described.

[22] Filed: **Nov. 27, 1995**

DESCRIPTION

[51] **LOC (6) Cl.** **25-01**

[52] **U.S. Cl.** **D25/113**

[58] **Field of Search** D25/164, 113;
405/272, 275, 262; D8/1

FIG. 1 is a perspective view of the emergency water retaining wall section showing my new design;
FIG. 2 is a left end elevational view thereof, the right end elevational view being a mirror image of the view shown in this Figure;

[56] **References Cited**

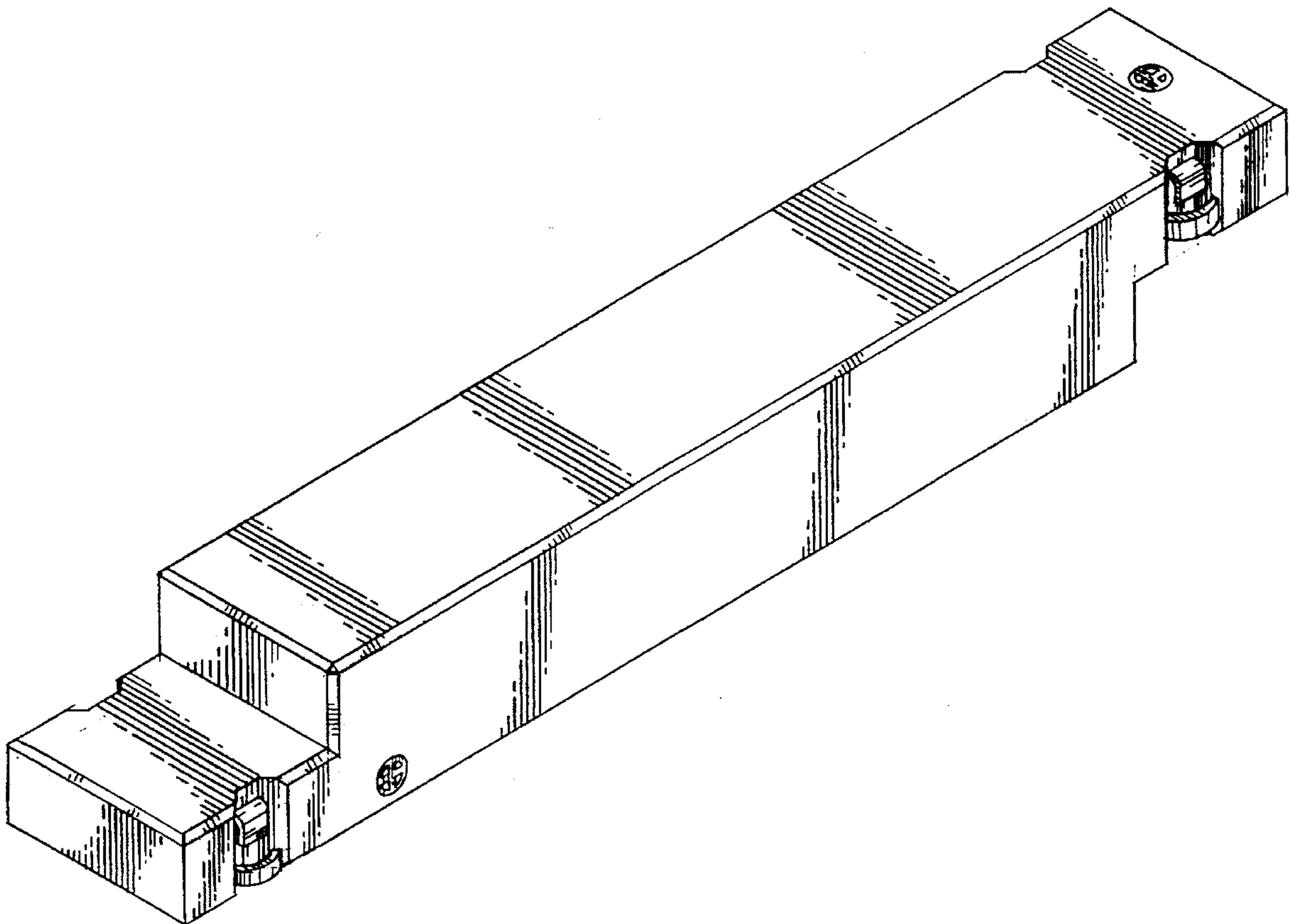
FIG. 3 is a front elevational view thereof, the rear elevational view being a mirror image of the view shown in this Figure; and,

U.S. PATENT DOCUMENTS

FIG. 4 is a top plan elevational view thereof, the bottom plan view being a mirror image of the view shown in this Figure.

D. 264,003	4/1982	Campbell	D25/113
D. 354,660	1/1995	Lilley	D8/1
4,068,482	1/1978	Hilziker	405/272
4,650,368	3/1987	Bayer	405/111
4,692,060	9/1987	Jackson, III	405/115

1 Claim, 2 Drawing Sheets



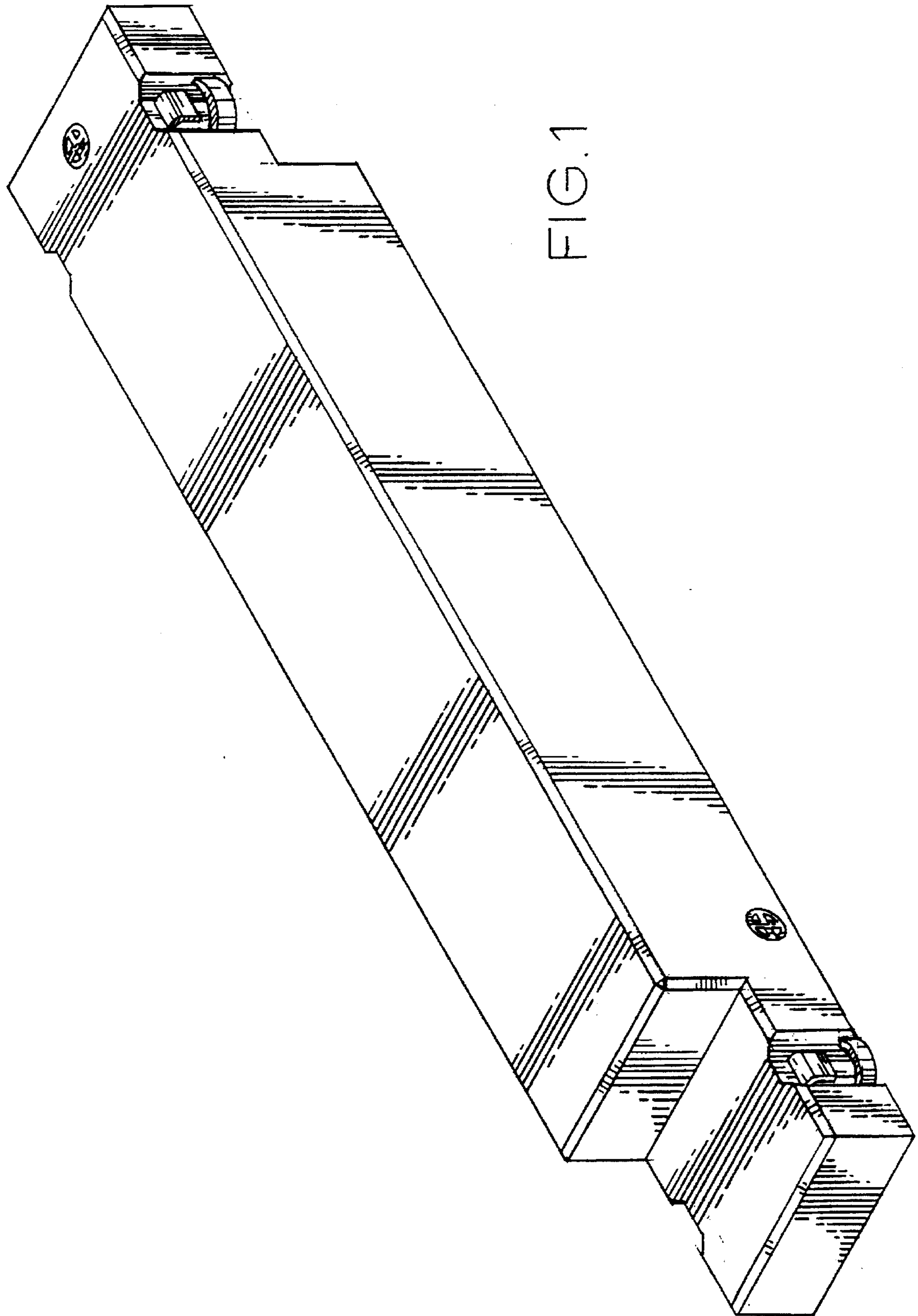


FIG. 1




FIG. 2




FIG. 3




FIG. 4