



US00D382345S

United States Patent [19]

Minogue

[11] Patent Number: **Des. 382,345**

[45] Date of Patent: ****Aug. 12, 1997**

[54] **HOUSING FOR AN ELECTRONIC MUSCLE STIMULATOR APPARATUS**

4,917,092	4/1990	Todd et al.	607/68 X
4,989,605	2/1991	Rossen	607/46
5,048,523	9/1991	Yamasawa et al.	607/66

[75] Inventor: **Conor M. Minogue**, Kinvarra, Ireland

Primary Examiner—Stella Reid
Attorney, Agent, or Firm—Woodcock Washburn Kurtz Mackiewicz & Norris

[73] Assignee: **B.M.R. Teoranta**, Bunberg, Ireland

[**] Term: **14 Years**

[57] **CLAIM**

[21] Appl. No.: **31,854**

The ornamental design for a housing for an electronic muscle stimulator apparatus, as shown and described.

[22] Filed: **Dec. 7, 1994**

DESCRIPTION

[30] **Foreign Application Priority Data**

Jun. 7, 1994 [IE] Ireland D143/94

Any broken lines in the drawings depict probable environment only and form no part of the claimed design.

[51] **LOC (6) Cl.** **24-04**

FIG. 1 is a front perspective view of the housing for an electronic muscle apparatus;

[52] **U.S. Cl.** **D24/200**

FIG. 2 is a front elevation thereof;

[58] **Field of Search** D24/200; 607/46, 607/43, 59, 66, 68, 62, 64, 72

FIG. 3 is a top plan view thereof;

FIG. 4 is a left end elevation thereof;

FIG. 5 is a right end elevation thereof;

FIG. 6 is a rear elevation thereof; and,

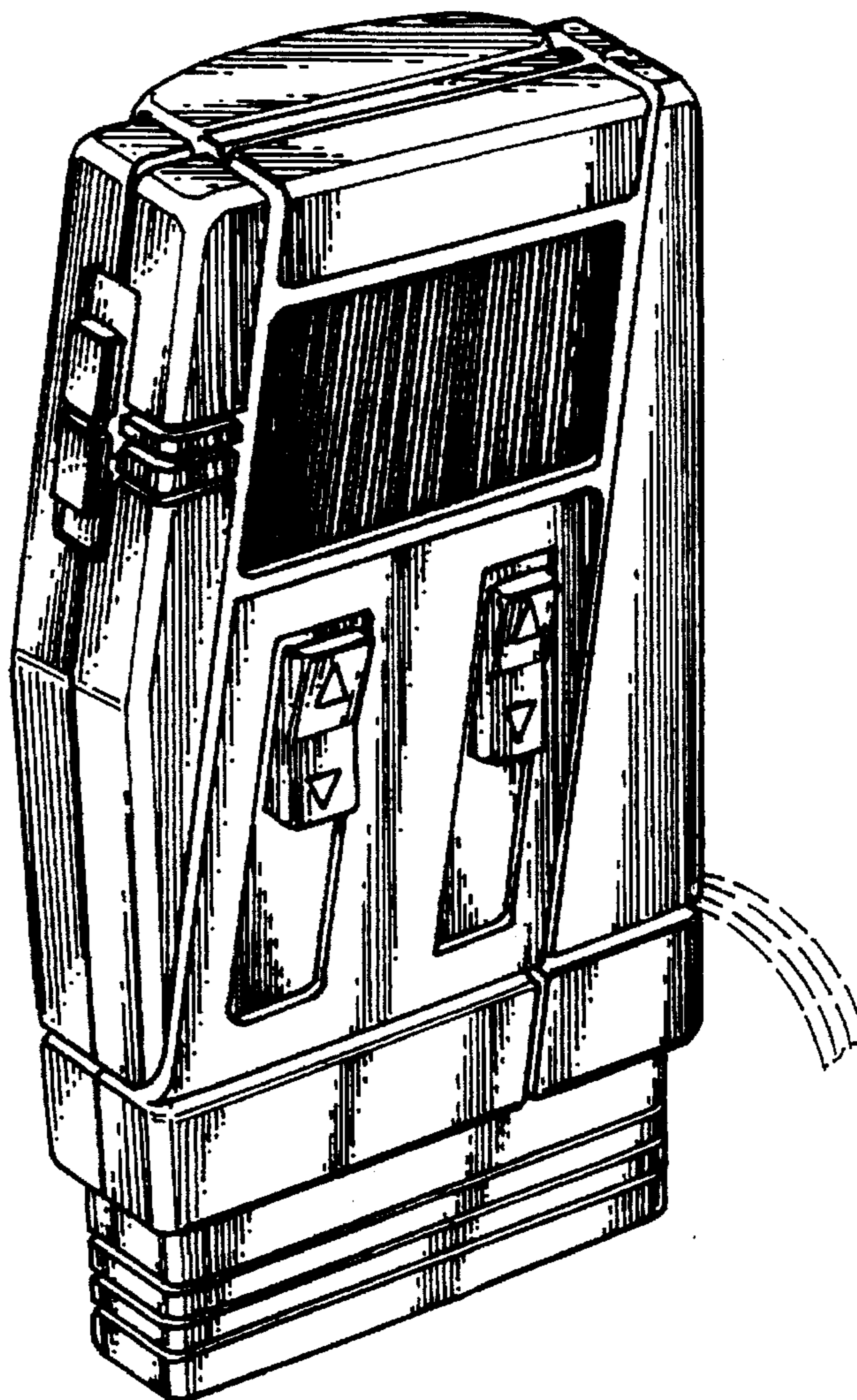
FIG. 7 is a bottom plan view of FIG. 6.

[56] **References Cited**

U.S. PATENT DOCUMENTS

D. 297,168	8/1988	Ioffe et al.	D24/200
4,895,154	1/1990	Bartelt et al.	607/66 X

1 Claim, 3 Drawing Sheets






FIG. 1

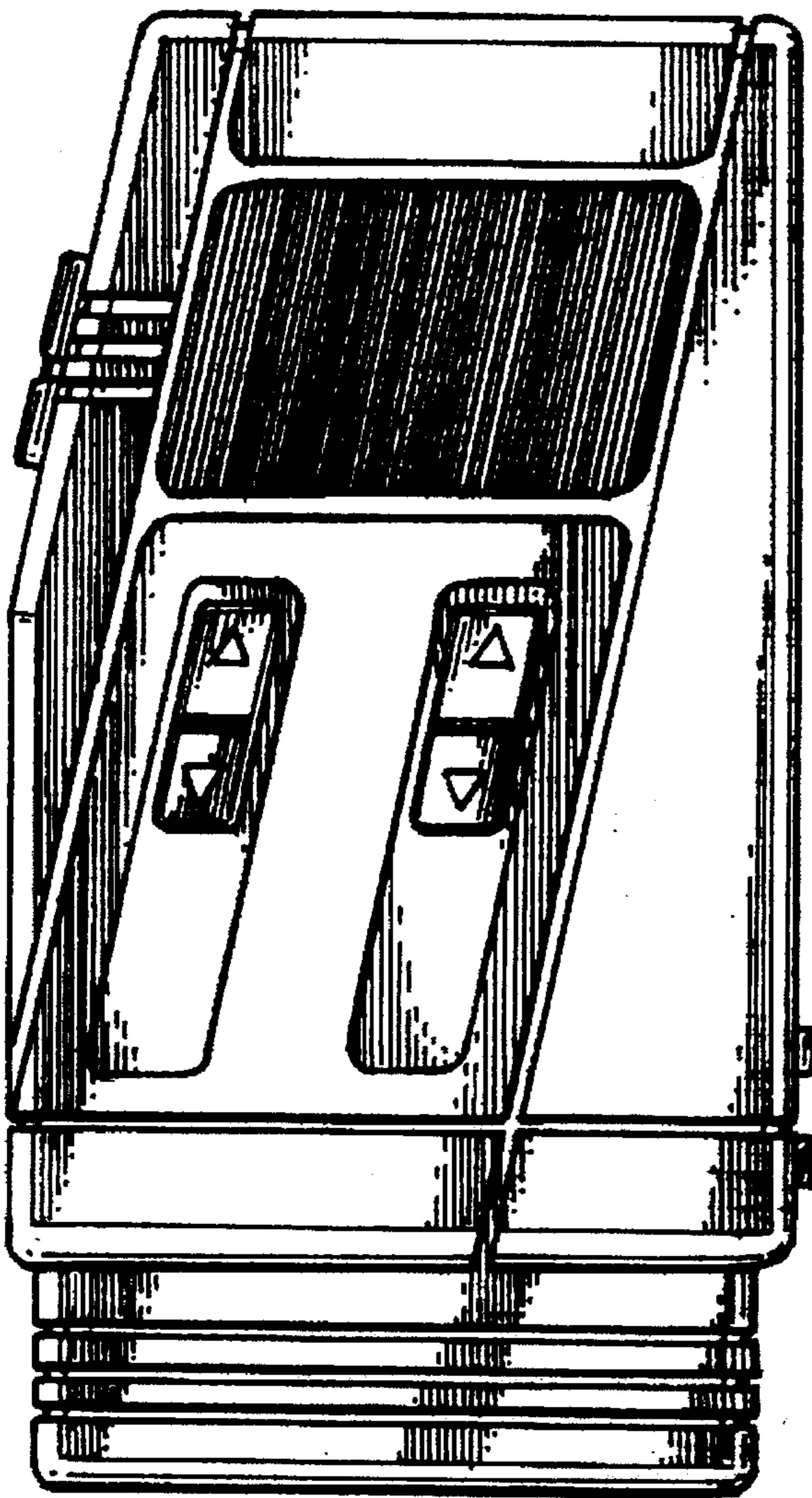


FIG. 2

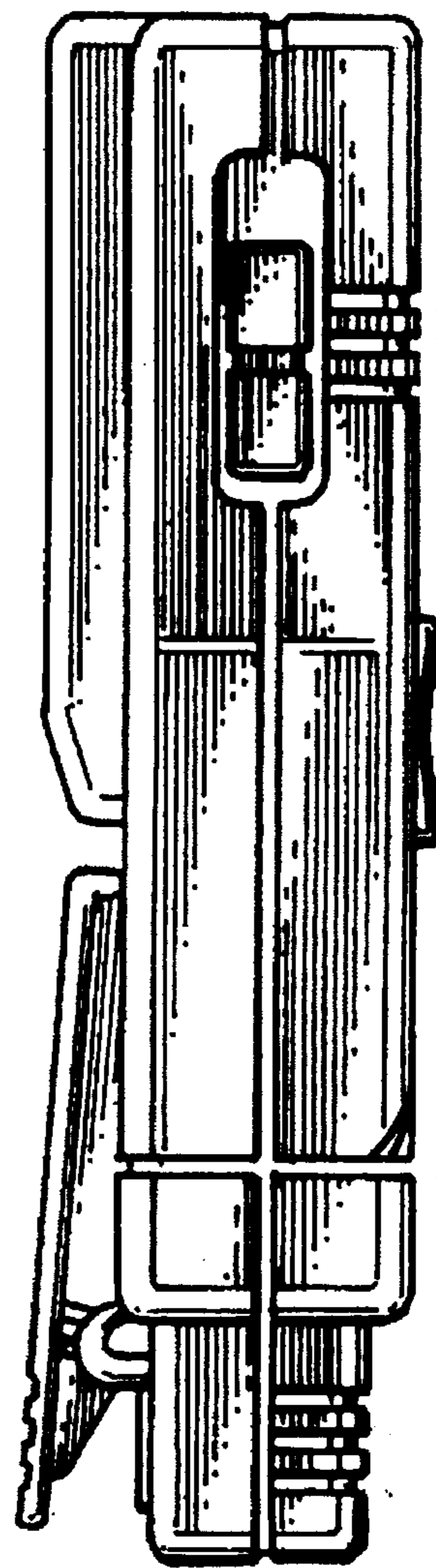


FIG. 4




FIG. 3

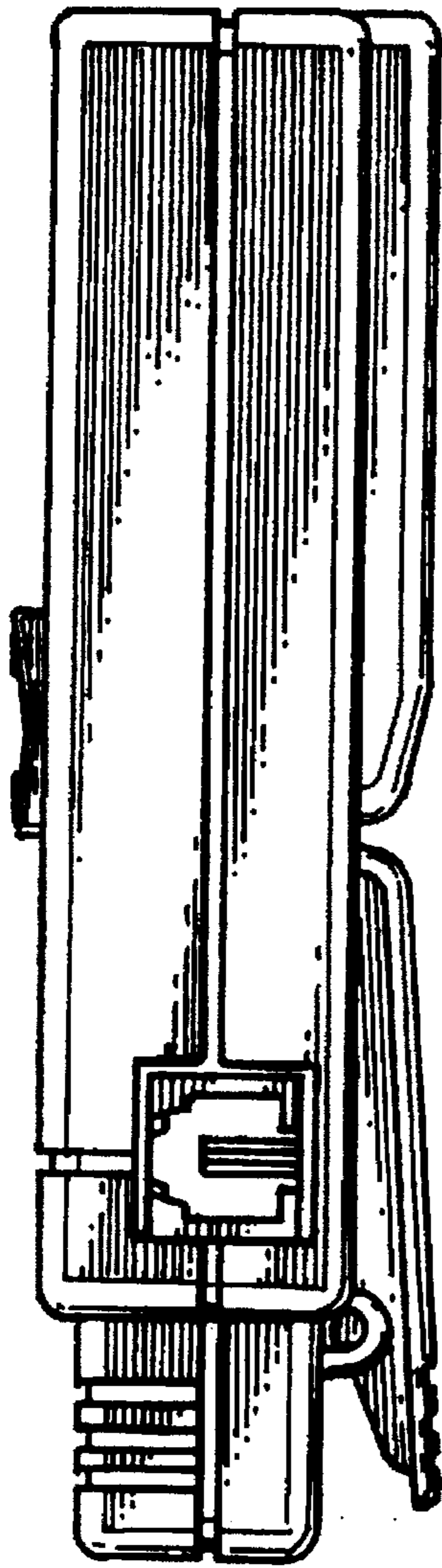


FIG. 5

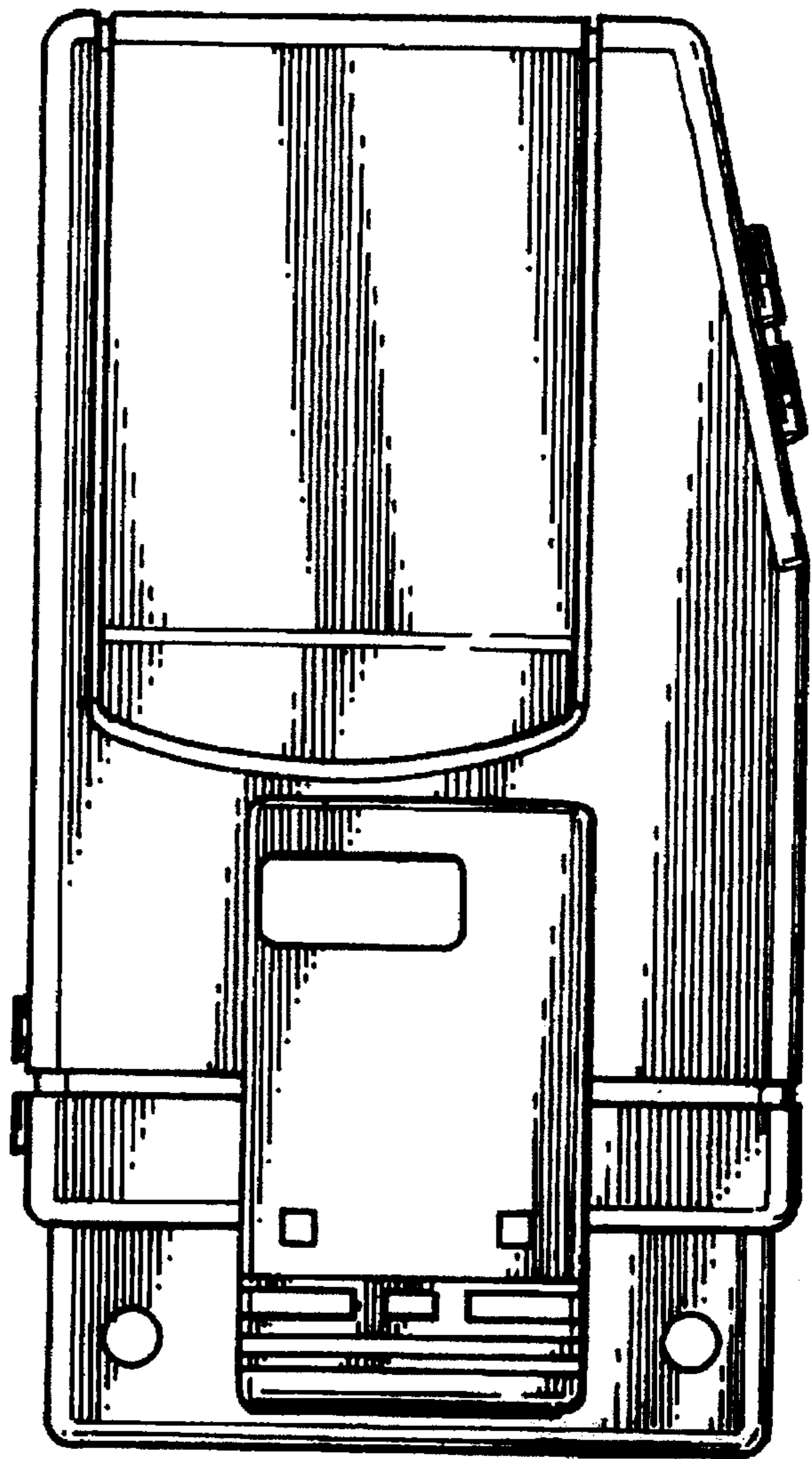


FIG. 6




FIG. 7